



US00D819159S

(12) **United States Design Patent**
Leis et al.

(10) **Patent No.:** **US D819,159 S**

(45) **Date of Patent:** **** May 29, 2018**

(54) **ARCHERY BOW STAND**

(71) Applicant: **MCP IP, LLC**, Sparta, WI (US)

(72) Inventors: **Amos M. Leis**, Sparta, WI (US); **Jason A. Thurow**, Sparta, WI (US); **Mark J. Hayes**, Sparta, WI (US); **Jeffrey A. Ozanne**, Sparta, WI (US)

(73) Assignee: **MCP IP, LLC**, Sparta, WI (US)

(**) Term: **15 Years**

(21) Appl. No.: **29/597,108**

(22) Filed: **Mar. 14, 2017**

(51) **LOC (11) Cl.** **22-01**

(52) **U.S. Cl.**
USPC **D22/107**

(58) **Field of Classification Search**
USPC D22/100, 101, 102, 103, 104, 105, 106, D22/107, 108, 109, 110, 111
CPC F41B 5/14; F41B 5/00; F41C 27/00; F41C 23/14; F41C 23/06; F41C 3/00; F41C 7/00; F41C 23/20; F41C 23/08; F41C 23/10; F41G 11/003; F41G 1/18; F41G 1/38; F41G 1/545

See application file for complete search history.

(56) **References Cited**

U.S. PATENT DOCUMENTS

1,128,248	A	2/1915	Hetzel	
3,235,997	A *	2/1966	Stoner	F41A 23/08 42/94
3,235,998	A *	2/1966	Hadley	F41A 23/08 42/94
3,256,872	A	6/1966	Koser	
D260,674	S	9/1981	Simmons	
4,351,224	A *	9/1982	Curtis	F41A 23/08 42/94
4,397,112	A *	8/1983	York	F41A 23/08 42/94

D314,303	S *	2/1991	Glaspie	D12/162
5,106,044	A	4/1992	Regard, III	
D346,636	S	5/1994	Bechtel	
5,775,658	A	7/1998	Englehardt	
D406,302	S	3/1999	Simpson et al.	
6,131,556	A	10/2000	Villarreal	
6,205,992	B1	3/2001	Meeks et al.	
6,283,875	B1	9/2001	Jones	
6,749,170	B1	6/2004	Rhoads	
6,763,627	B1 *	7/2004	Kaempe	F41A 23/10 42/94
6,957,648	B1	10/2005	Adcock	
7,036,497	B2	5/2006	Horn	
7,156,086	B1	1/2007	Wells	
7,197,844	B2 *	4/2007	Benson	F41A 23/08 248/593

(Continued)

OTHER PUBLICATIONS

<https://www.amazon.com/Mathews-Limb-Legs-Stand-Designed/dp/B072183D1T>—Earliest Product Review Date of Sep. 13, 2017.*

Primary Examiner — Manpreet S Matharu
Assistant Examiner — Mojtaba Tehrani

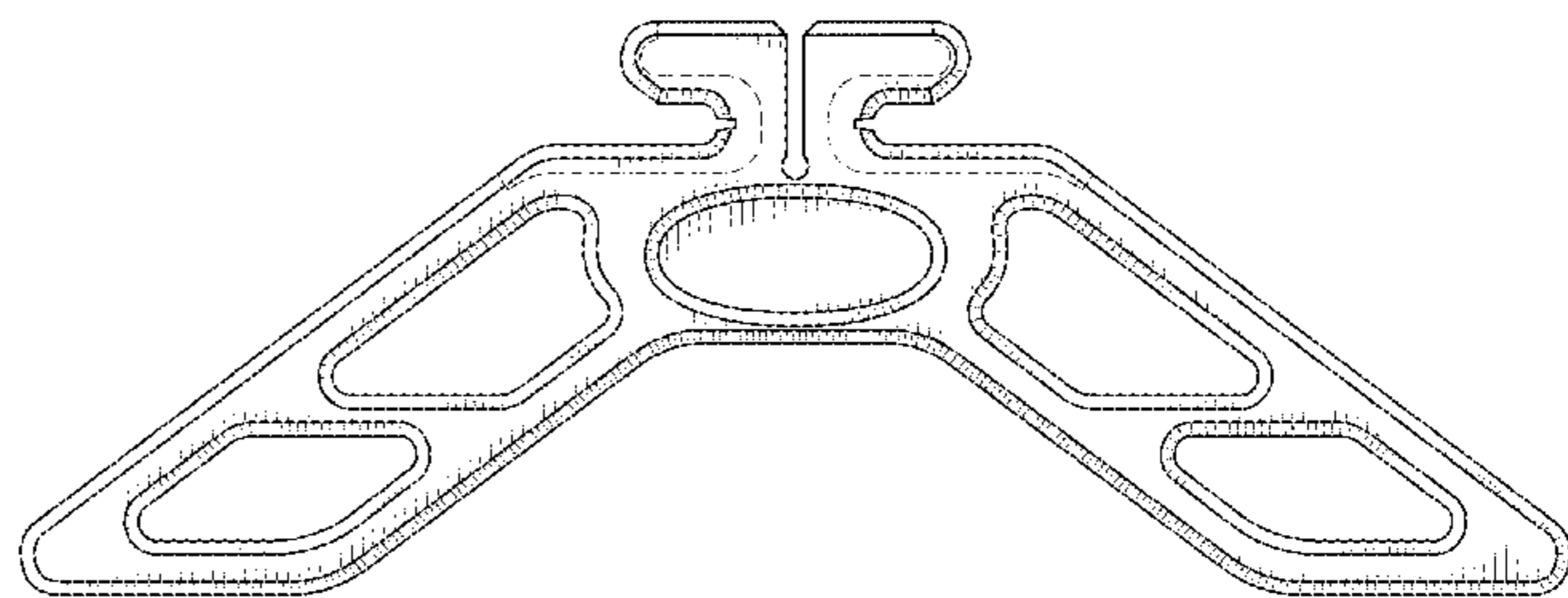
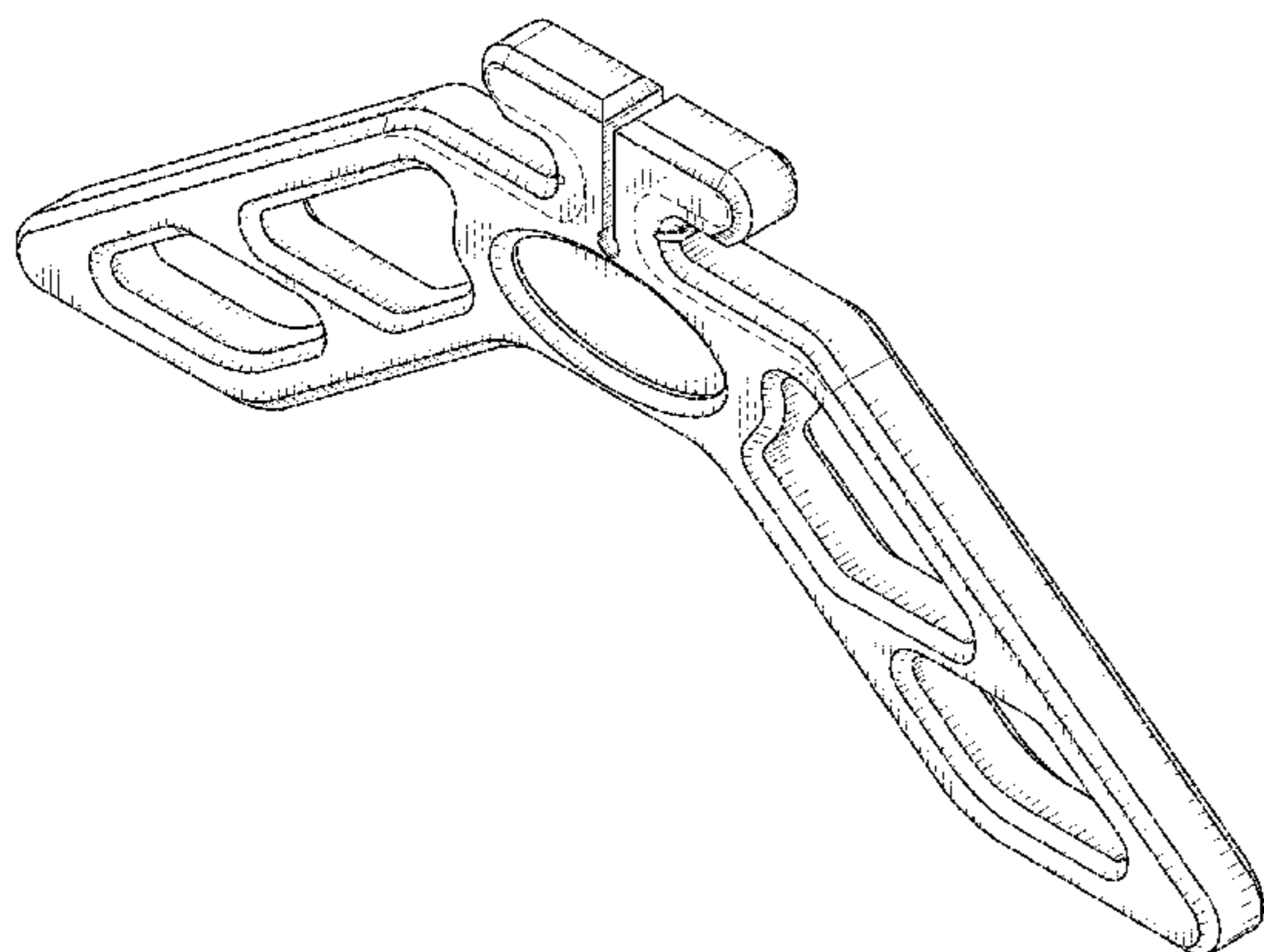
(57) **CLAIM**

The ornamental design for an archery bow stand, as shown and described.

DESCRIPTION

FIG. 1 is an isometric view of an archery bow stand, showing our new design;
FIG. 2 is a front view thereof;
FIG. 3 is a top view thereof;
FIG. 4 is a bottom view thereof;
FIG. 5 is a right side view thereof; and,
FIG. 6 is a left side view thereof.
The broken line in the figure drawings represents unclaimed portion of the design only and forms no part of the claim.

1 Claim, 4 Drawing Sheets



(56)

References Cited

U.S. PATENT DOCUMENTS

7,314,199	B1	1/2008	Ward	
7,380,486	B1	6/2008	Bean	
8,596,597	B1 *	12/2013	Spicer	F16M 11/38 15/230.11
8,882,070	B2	11/2014	Bean	
D773,581	S	12/2016	Brooks	
9,568,270	B1 *	2/2017	LoRocco	F41B 5/1453
2003/0042388	A1	3/2003	Peterson	
2005/0188596	A1	9/2005	Wygant	
2017/0248385	A1 *	8/2017	Yehle	F41A 23/10

* cited by examiner

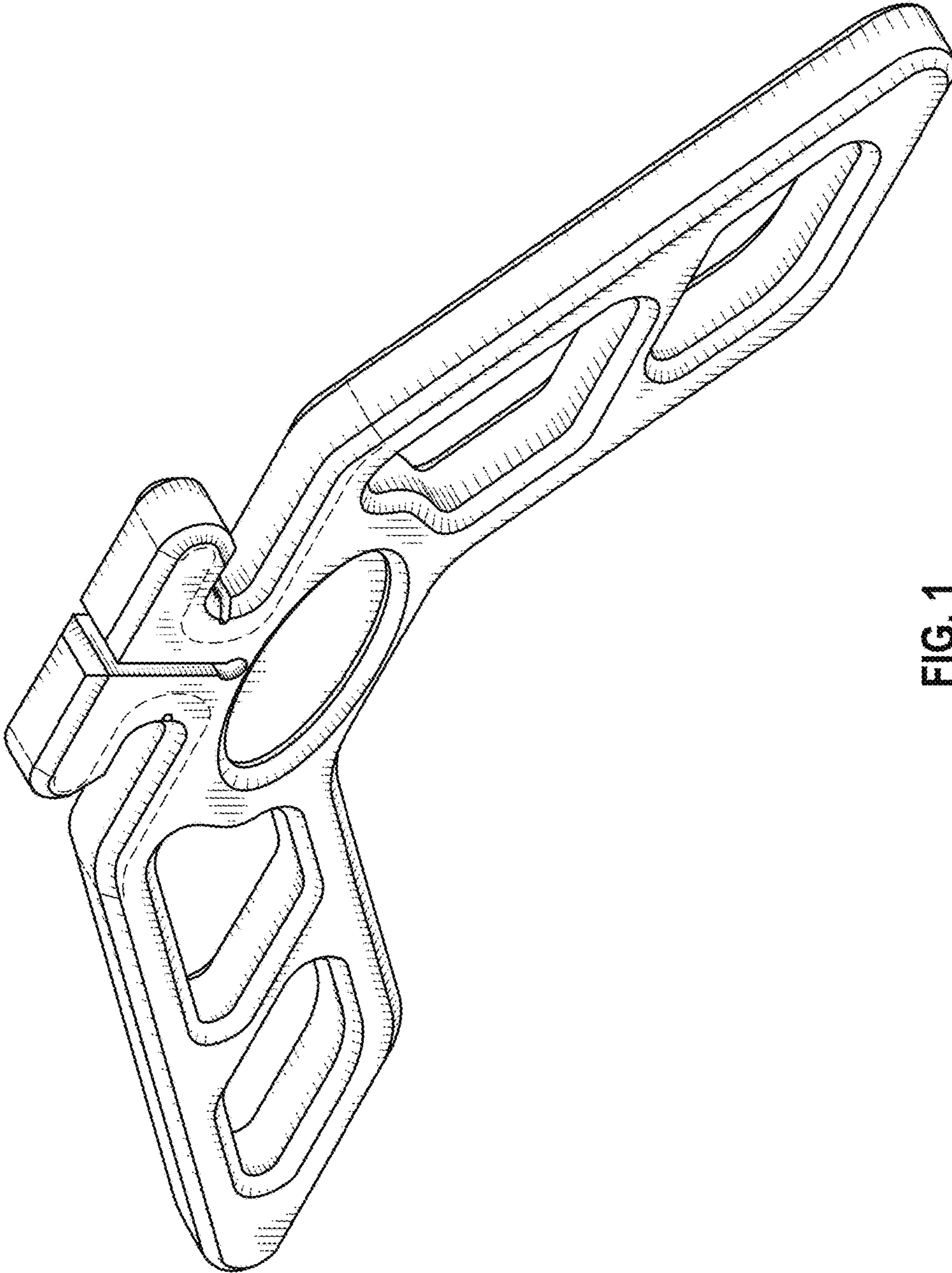


FIG. 1

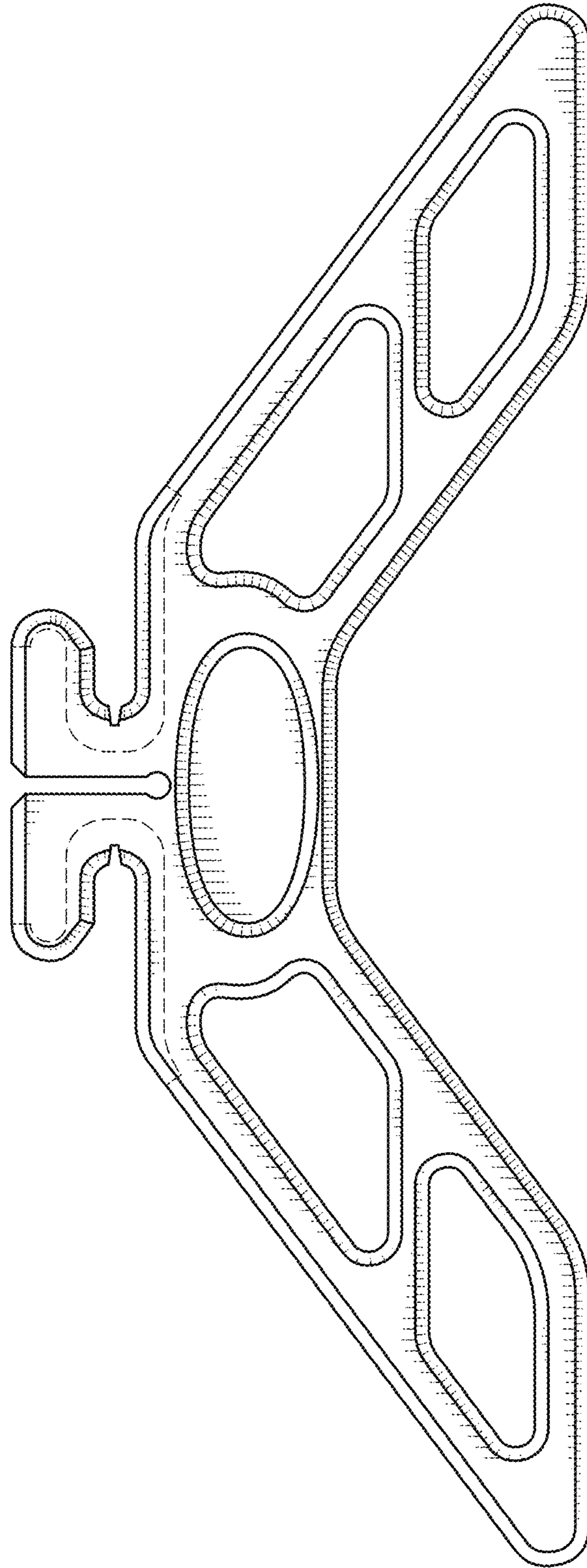


FIG. 2

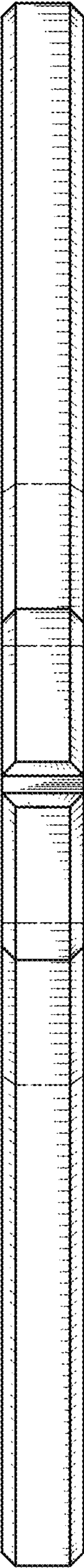


FIG. 3

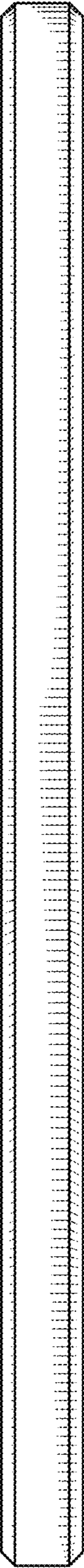


FIG. 4

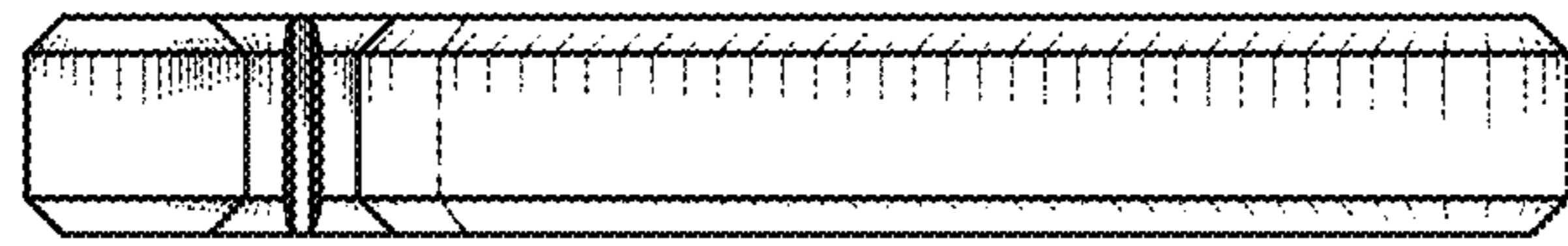


FIG. 6



FIG. 5