



US00D819151S

(12) **United States Design Patent** (10) **Patent No.:** **US D819,151 S**  
**Ivanova et al.** (45) **Date of Patent:** **\*\* May 29, 2018**

(54) **GOLF CLUB FACE**

(71) Applicant: **Callaway Golf Company**, Carlsbad, CA (US)

(72) Inventors: **Irina Ivanova**, San Marcos, CA (US);  
**Bradley C. Rice**, Carlsbad, CA (US);  
**Esteban Aguilar**, Carlsbad, CA (US)

(73) Assignee: **Callaway Gold Company**, Carlsbad, CA (US)

(\*\*) Term: **15 Years**

(21) Appl. No.: **29/603,436**

(22) Filed: **May 9, 2017**

**Related U.S. Application Data**

(62) Division of application No. 29/543,429, filed on Oct. 23, 2015, now Pat. No. Des. 786,379.

(51) **LOC (11) Cl.** ..... **21-02**

(52) **U.S. Cl.**  
USPC ..... **D21/759**

(58) **Field of Classification Search**  
USPC ..... D21/747-751, 759  
CPC ..... A63B 53/00; A63B 53/02; A63B 53/04;  
A63B 53/047; A63B 53/0475; A63B  
2053/0479; A63B 2053/0483; A63B  
2053/0445; A63B 60/00; A63B 60/46  
See application file for complete search history.

(56) **References Cited**

**U.S. PATENT DOCUMENTS**

- 7,473,187 B2 \* 1/2009 Vokey ..... A63B 53/047  
473/330
- D588,221 S \* 3/2009 Takahashi ..... D21/759
- D588,666 S \* 3/2009 Takahashi ..... D21/759
- D596,687 S \* 7/2009 Bezilla ..... D21/759

- D603,009 S \* 10/2009 Bezilla ..... D21/759
- D612,438 S \* 3/2010 Carlyle ..... D21/759
- D612,439 S \* 3/2010 Carlyle ..... D21/759
- D617,406 S \* 6/2010 Carlyle ..... D21/759
- D633,967 S \* 3/2011 Carlyle ..... D21/759
- D643,490 S \* 8/2011 Wada ..... D21/759
- D707,316 S \* 6/2014 Aguayo ..... D21/759
- D707,317 S \* 6/2014 Aguayo ..... D21/759

(Continued)

*Primary Examiner* — Mitchell I. Siegel

(74) *Attorney, Agent, or Firm* — Rebecca Hanovice;  
Michael Catania; Sonia Lari

(57) **CLAIM**

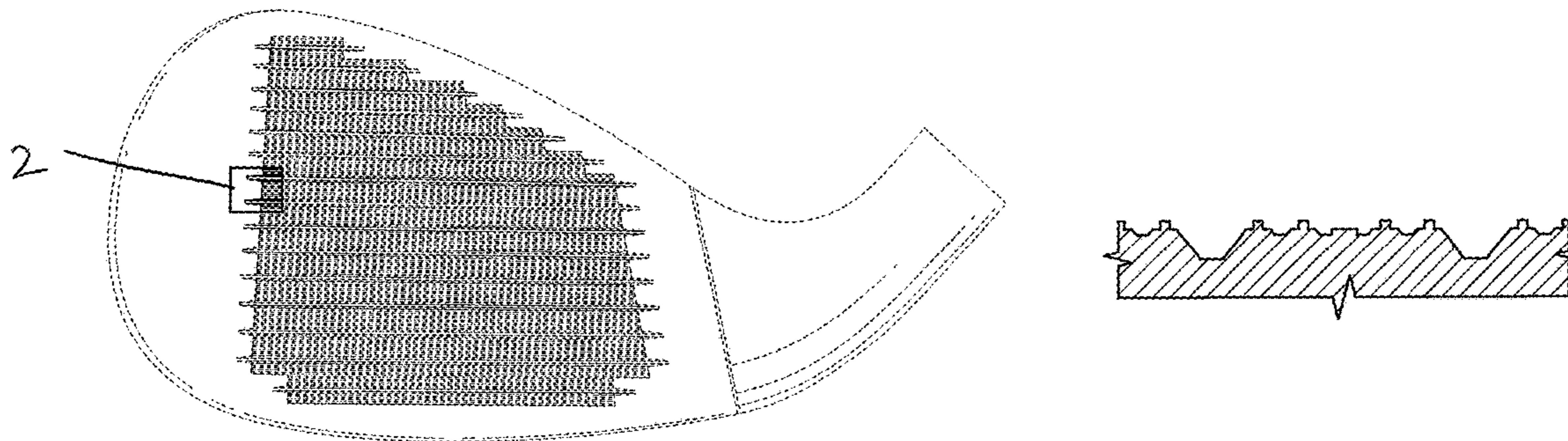
The ornamental design for a golf club face, as shown and described.

**DESCRIPTION**

FIG. 1 is a top perspective view of the golf club face herein; FIG. 2 is an enlarged view of a first embodiment of the golf club face shown in FIG. 1 within the boxed region; FIG. 3 is a cross-sectional view of the embodiment shown in FIG. 2 along lines 3-3; FIG. 4 is an enlarged view of a second embodiment of the golf club face shown in FIG. 1 within the boxed region; FIG. 5 is a cross-sectional view of the embodiment shown in FIG. 4 along lines 5-5; FIG. 6 is an enlarged view of a third embodiment of the golf club face shown in FIG. 1 within the boxed region; FIG. 7 is a cross-sectional view of the embodiment shown in FIG. 6 along lines 7-7; FIG. 8 is an enlarged view of a fourth embodiment of the golf club face shown in FIG. 1 within the boxed region; and, FIG. 9 is a cross-sectional view of the embodiment shown in FIG. 8 along lines 9-9.

The broken lines showing other golf club features are included for the purpose of illustration only and form no part of the claimed design.

**1 Claim, 5 Drawing Sheets**



(56)

**References Cited**

U.S. PATENT DOCUMENTS

D716,387 S *	10/2014	Aguayo .....	D21/759
D716,388 S *	10/2014	Aguayo .....	D21/759
D756,475 S *	5/2016	Ripp .....	D21/759
D760,854 S *	7/2016	Ripp .....	D21/759
D764,000 S *	8/2016	Gonczi .....	D21/759
D786,379 S *	5/2017	Ivanova et al. ....	D21/759
D808,482 S *	1/2018	Ripp .....	D21/759
D809,080 S *	1/2018	Ivanova .....	D21/759
D812,167 S *	3/2018	Ivanova .....	D21/759
D815,224 S *	4/2018	Ivanova et al. ....	D21/759
2009/0247318 A1 *	10/2009	Ban .....	A63B 53/047 473/331

\* cited by examiner

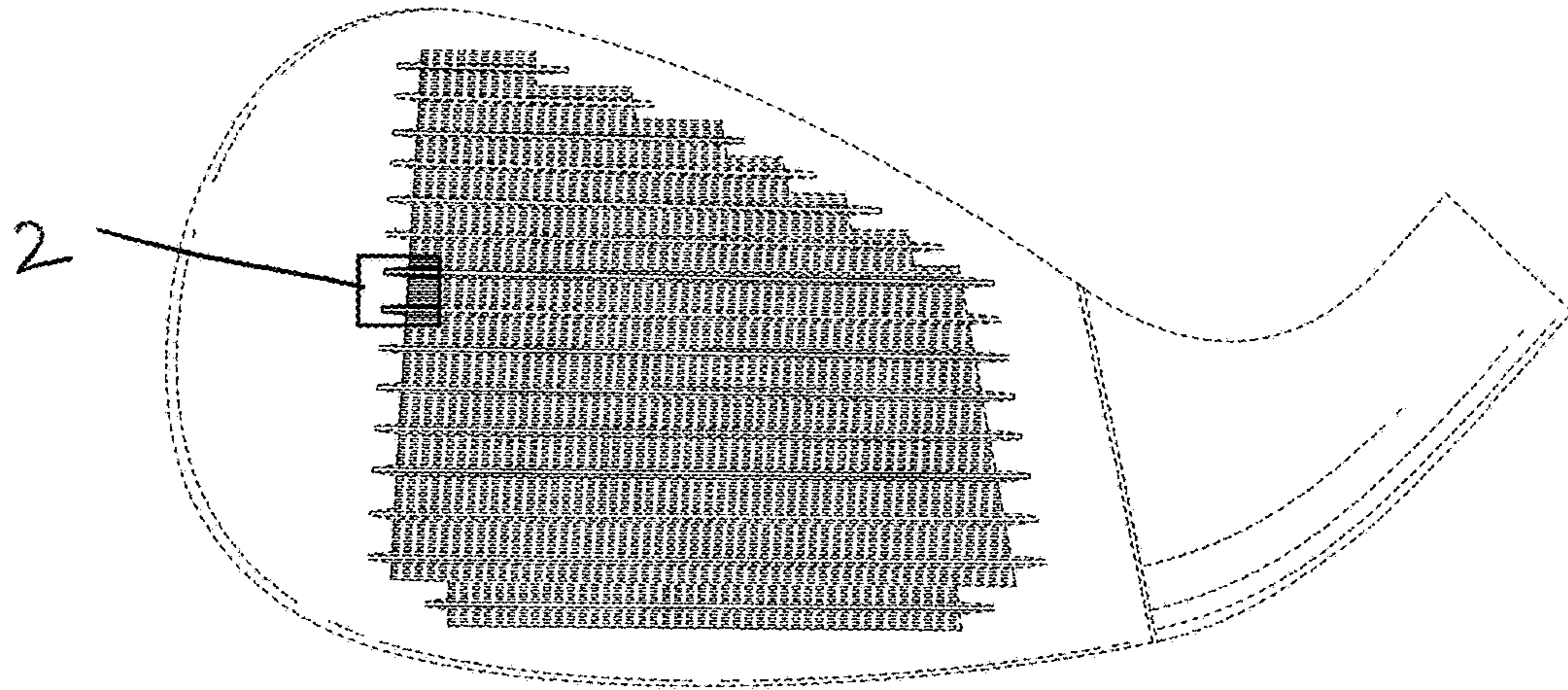


FIG. 1

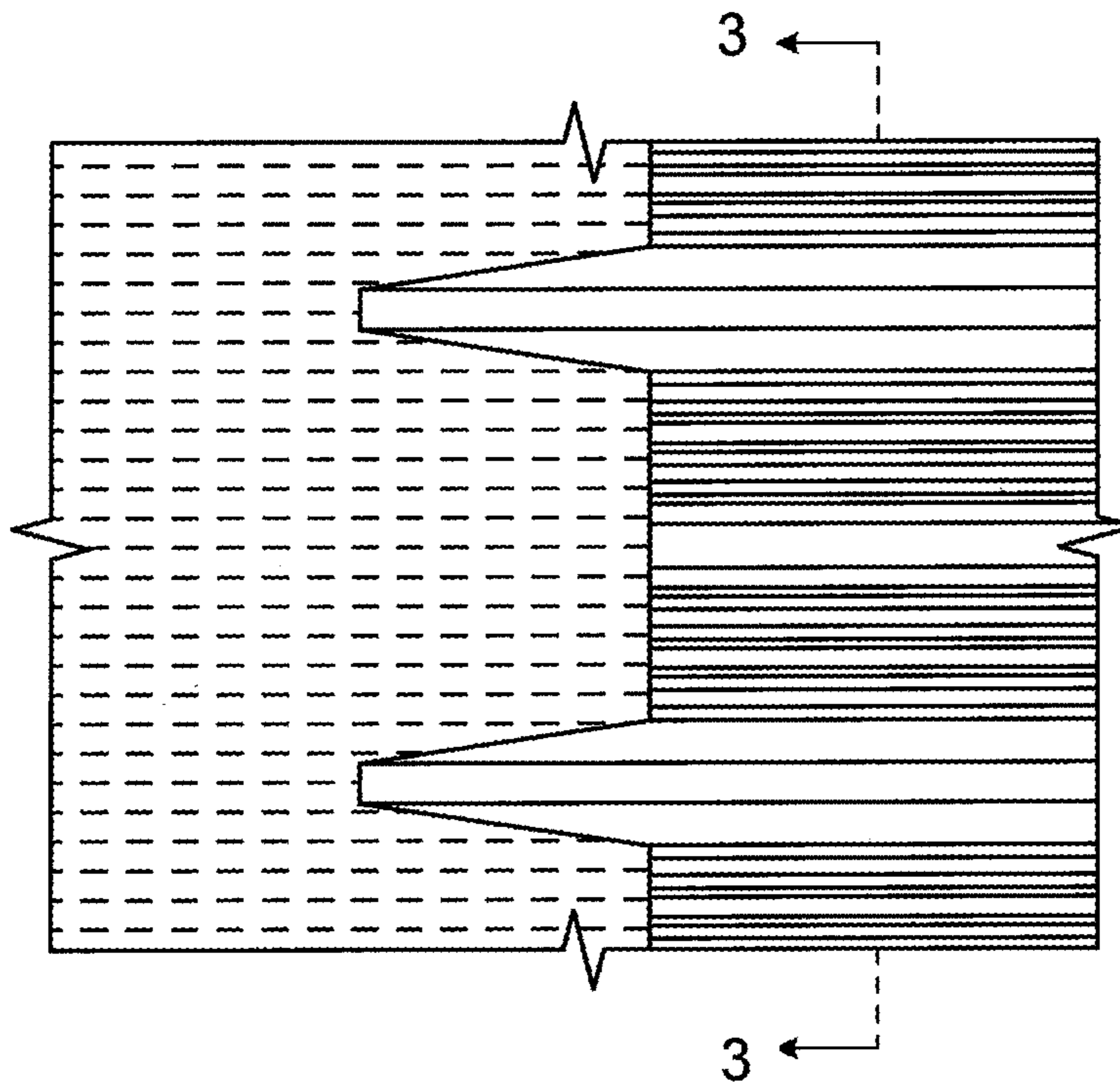


FIG. 2



FIG. 3

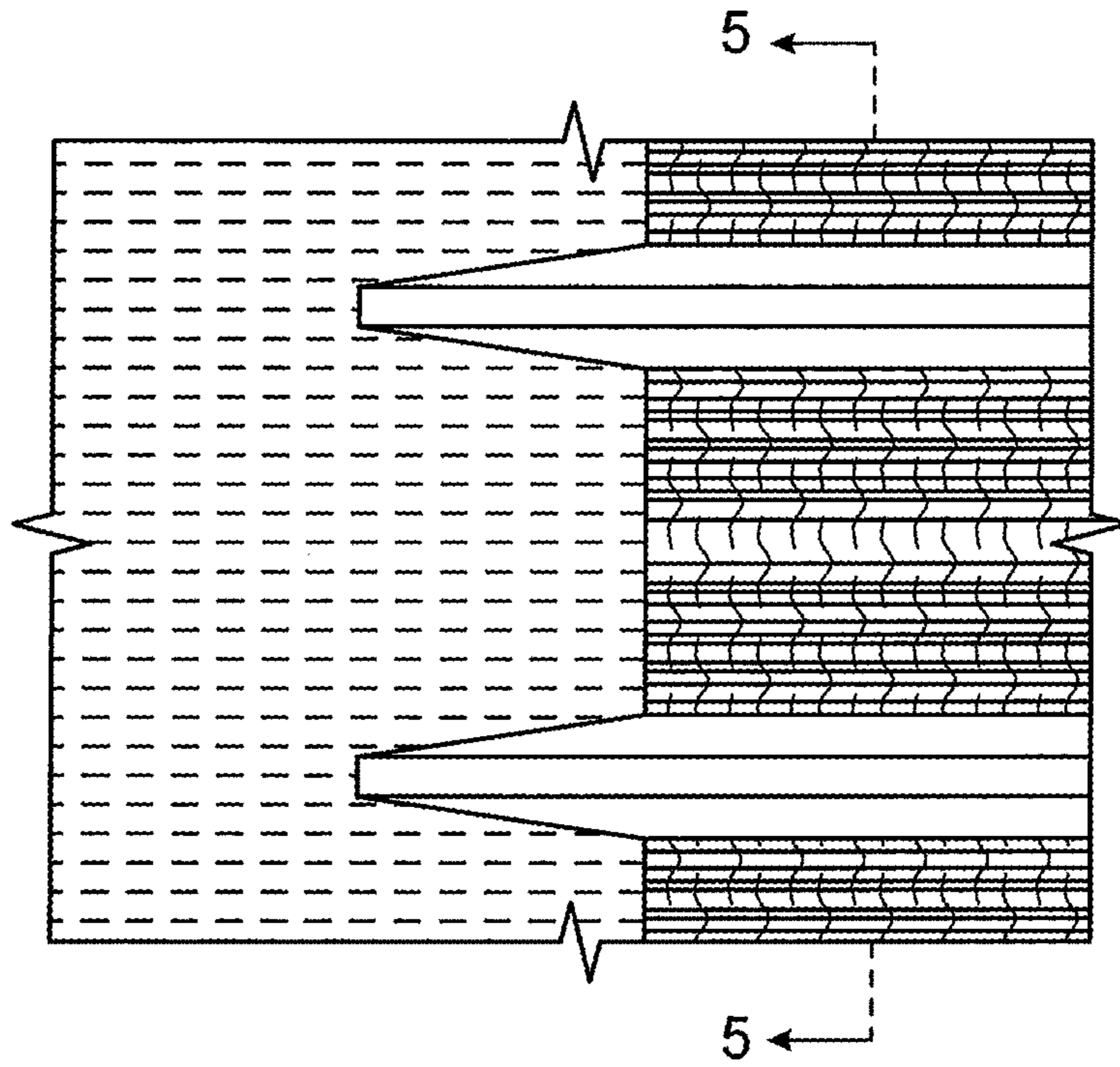


FIG. 4

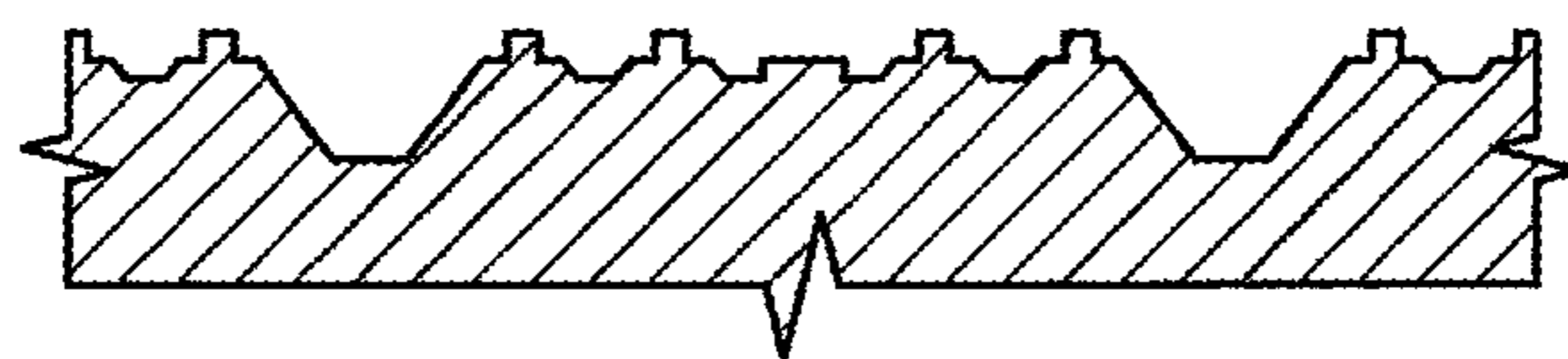
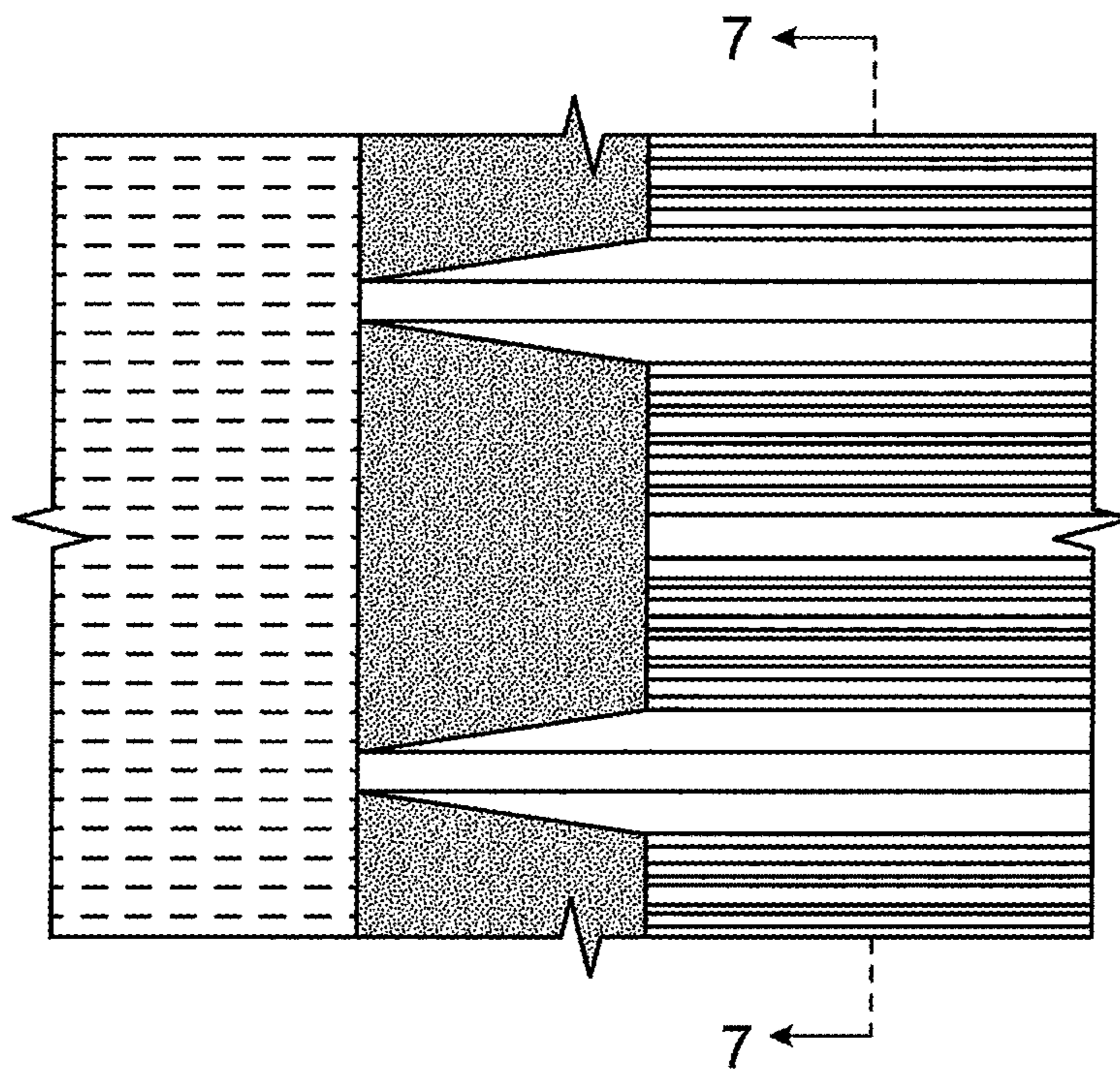


FIG. 5



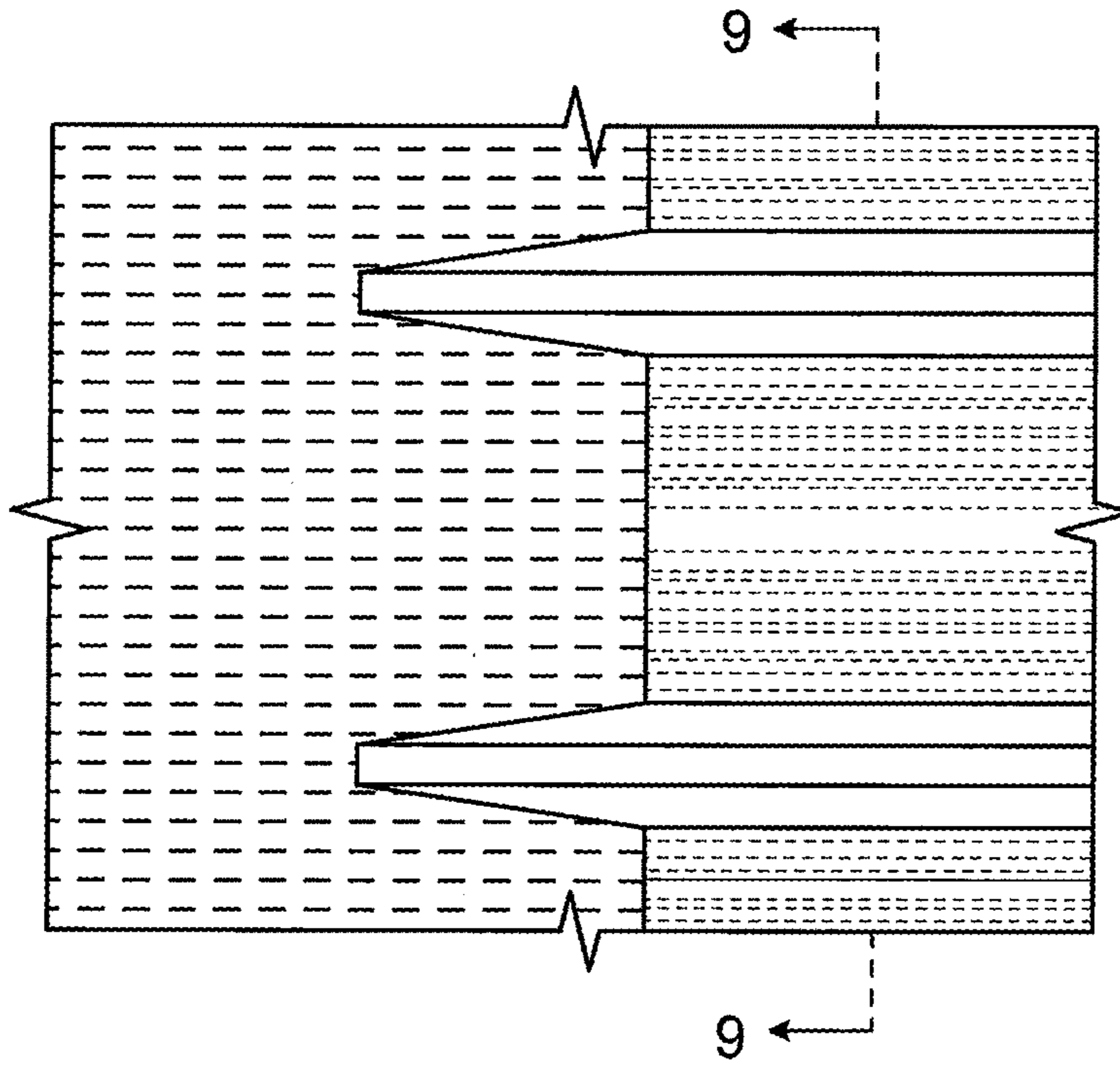


FIG. 8




FIG. 9