



US00D819130S

(12) **United States Design Patent** (10) **Patent No.:** **US D819,130 S**
Van Den Broecke et al. (45) **Date of Patent:** **** May 29, 2018**

- (54) **WRITING INSTRUMENT**
- (71) Applicant: **Sanford, L.P.**, Downers Grove, IL (US)
- (72) Inventors: **Stefaan Van Den Broecke**, Kalamazoo, MI (US); **Ejung Kim**, Kalamazoo, MI (US); **Alfredo Carreno**, Portage, MI (US)
- (73) Assignee: **Sanford, L.P.**, Atlanta, GA (US)
- (**) Term: **15 Years**
- (21) Appl. No.: **29/572,770**
- (22) Filed: **Jul. 29, 2016**
- (51) **LOC (11) Cl.** **19-06**
- (52) **U.S. Cl.**
USPC **D19/169**
- (58) **Field of Classification Search**
USPC D14/411, 431; D19/115–204, 108
CPC . B43K 7/00; B43K 7/005; B43K 7/12; B43K 8/04; B43K 8/06; B43K 19/00; B43K 19/02; B43K 19/14; B43K 21/006; B43K 21/06; B43K 23/06; B43K 24/08
See application file for complete search history.

- (56) **References Cited**
U.S. PATENT DOCUMENTS
- | | | | |
|--------------|---------|----------------|---------|
| D137,496 S * | 3/1944 | Lustig | 206/537 |
| D254,315 S * | 2/1980 | Carre | D19/164 |
| D260,101 S * | 8/1981 | Gomez | D19/168 |
| D270,843 S * | 10/1983 | Itoh | D19/169 |
| D310,684 S * | 9/1990 | Itoh | D19/195 |
| D329,461 S * | 9/1992 | Katami | D19/168 |
| D341,623 S * | 11/1993 | Chuang | 401/57 |
| D358,167 S * | 5/1995 | Herbst | D19/168 |
| D377,193 S * | 1/1997 | Takemura | D19/135 |

- | | | | |
|---------------|---------|-----------------|-----------------------|
| D378,761 S * | 4/1997 | Sekine | D19/165 |
| 5,676,480 A * | 10/1997 | Tosto | A45D 19/02
132/108 |
| D401,278 S * | 11/1998 | Hu | D19/169 |
| D416,940 S * | 11/1999 | Ito | D19/166 |
| D447,173 S * | 8/2001 | Yoon | D19/166 |
| D460,110 S * | 7/2002 | Kobayashi | D19/166 |
| D480,422 S * | 10/2003 | Belmondo | D19/165 |
| D568,932 S * | 5/2008 | Qiu | D19/166 |
| D608,393 S * | 1/2010 | Koreska | D19/165 |
| D647,961 S * | 11/2011 | Zhang | D19/166 |
| D669,127 S * | 10/2012 | Chen | D19/169 |
| D682,936 S * | 5/2013 | Larson | D19/169 |
| D688,304 S * | 8/2013 | Larson | D19/165 |
| D691,196 S * | 10/2013 | Lv | D19/165 |
| D696,346 S * | 12/2013 | Lv | D19/165 |
| D729,874 S * | 5/2015 | Larson | D19/169 |
| D797,851 S * | 9/2017 | Oltman | D19/173 |

* cited by examiner

Primary Examiner — Elizabeth Albert

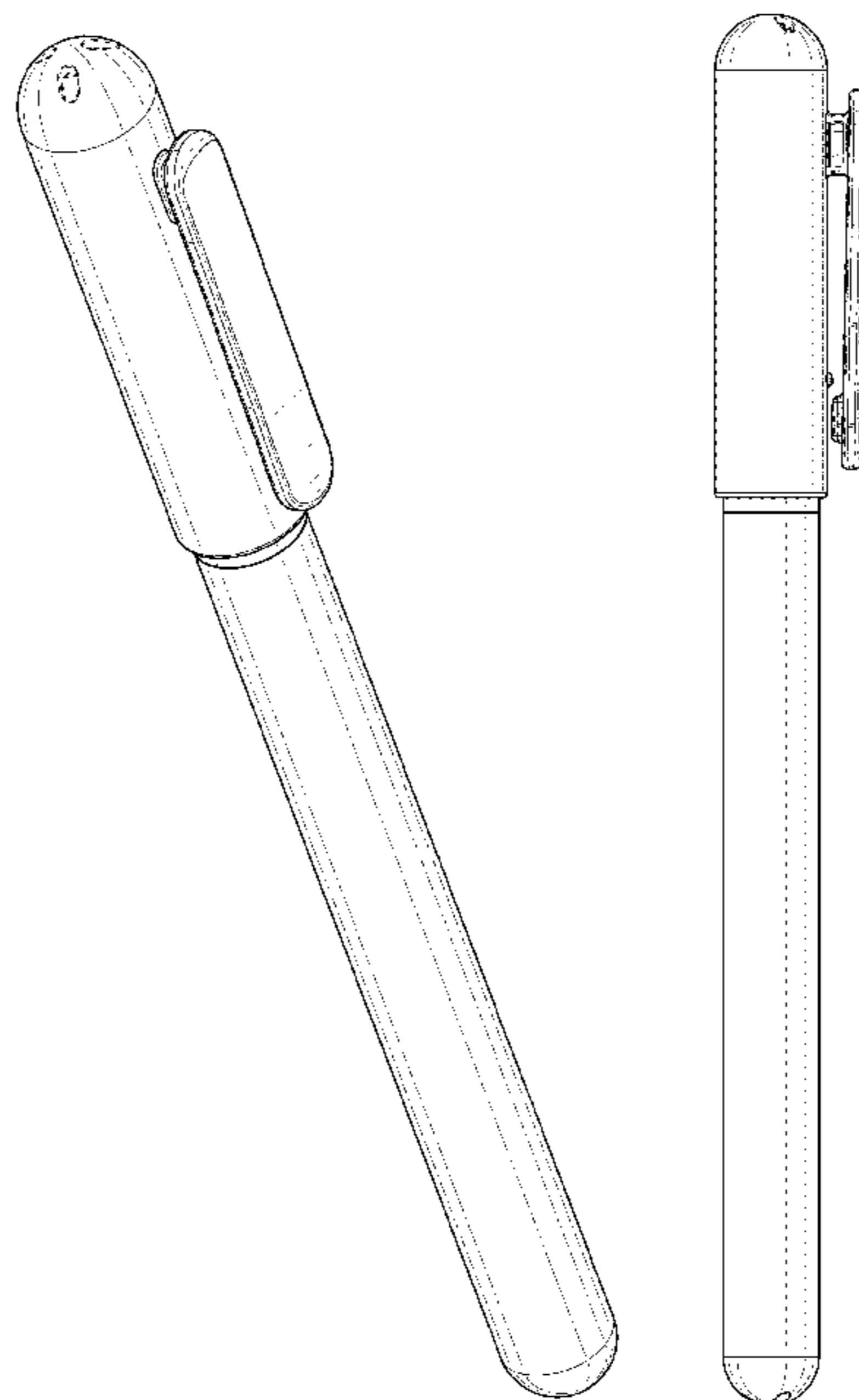
(57) **CLAIM**

The ornamental design for a “writing instrument,” as shown and described.

DESCRIPTION

FIG. 1 is a perspective view of a writing instrument showing a new design;
 FIG. 2 is a front view thereof;
 FIG. 3 is a back view thereof;
 FIG. 4 is a left view thereof;
 FIG. 5 is a right view thereof;
 FIG. 6 is a top view thereof; and,
 FIG. 7 is a bottom view thereof.
 The broken lines are shown for the purpose of illustrating environmental subject matter and parts of the writing instrument that form no part of the claimed design.

1 Claim, 4 Drawing Sheets



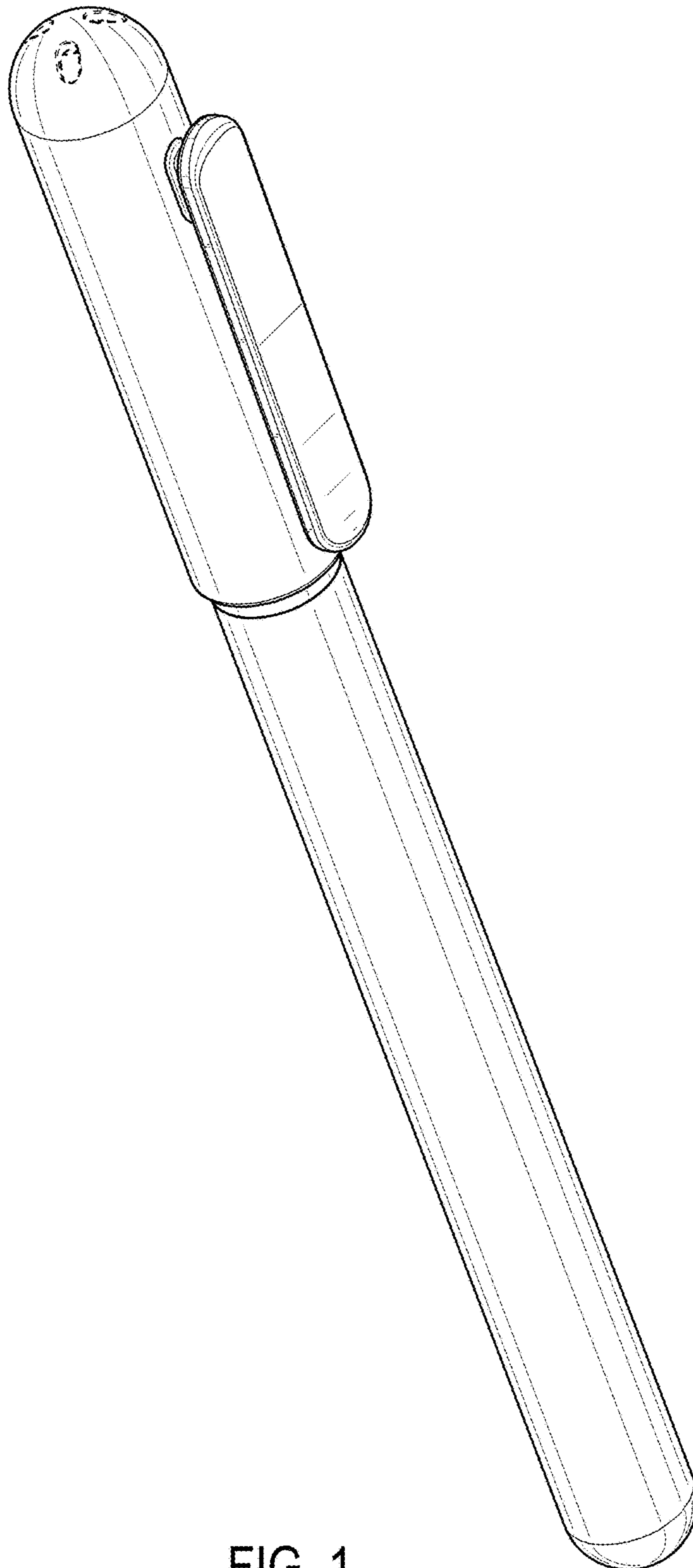


FIG. 1




FIG. 2




FIG. 3

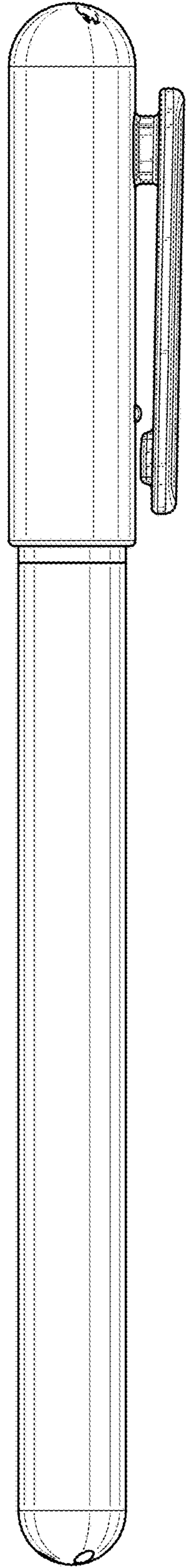


FIG. 4

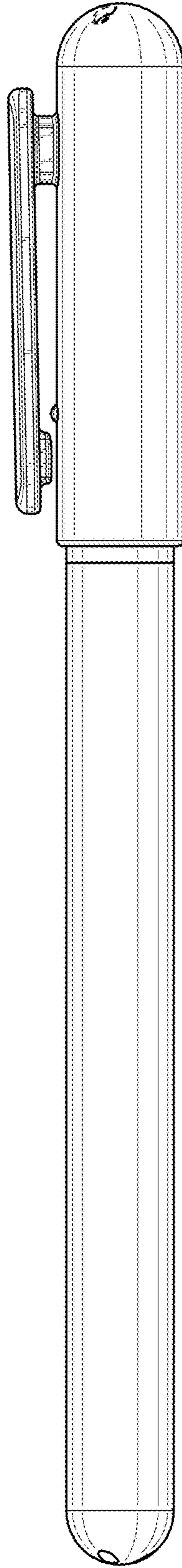


FIG. 5

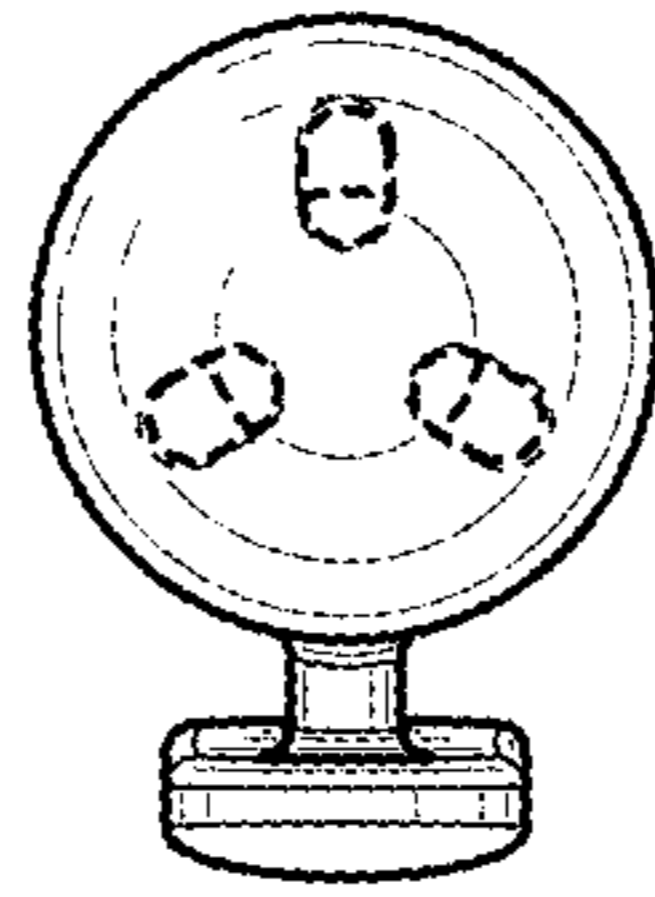


FIG. 6




FIG. 7