



US00D819129S

(12) **United States Design Patent** (10) **Patent No.:** **US D819,129 S**
Zhao (45) **Date of Patent:** **** May 29, 2018**

(54) **PEN**
(71) Applicant: **Ningbo Johnshen Stationery Co., Ltd.**, Ningbo (CN)
(72) Inventor: **Chongbiao Zhao**, Ningbo (CN)
(73) Assignee: **Ningbo Johnshen Stationery Co., Ltd.** (CN)
(**) Term: **15 Years**
(21) Appl. No.: **29/563,865**

D282,343 S * 1/1986 Pinder D8/40
D368,006 S * 3/1996 Aldrich D8/14
6,357,944 B1 * 3/2002 Reed B43K 23/00
401/88
6,505,984 B2 * 1/2003 Smith B43K 19/00
15/424
D481,600 S * 11/2003 Cohen D8/40
D497,181 S * 10/2004 Yoo D19/163
D501,191 S * 1/2005 Siebke D13/108
7,001,092 B1 * 2/2006 Varughese B43K 21/00
401/111
D695,741 S * 12/2013 Wang D14/411
D701,902 S * 4/2014 Nichols D19/85
D703,016 S * 4/2014 Crane D8/38
(Continued)

(22) Filed: **May 9, 2016**
(30) **Foreign Application Priority Data**
Dec. 9, 2015 (CN) 2015 3 0514245
(51) **LOC (11) Cl.** **19-06**
(52) **U.S. Cl.**
USPC **D19/123; D8/34; D19/927**
(58) **Field of Classification Search**
USPC D14/411, 224, 238, 251, 252, 253, 254,
D14/447; D19/115-204, 81-85; D8/33,
D8/34, 40, 43
CPC ... B43K 5/00; B43K 7/00; B43K 7/12; B43K
8/04; B43K 8/06; B43K 19/00; B43K
19/02; B43K 19/14; B43K 24/08
See application file for complete search history.

(56) **References Cited**
U.S. PATENT DOCUMENTS
1,972,920 A * 9/1934 Deuse F25C 5/043
7/156
D141,816 S * 7/1945 Johnson D8/38
2,608,953 A * 9/1952 Kollsman B43K 7/005
116/200
2,969,591 A * 1/1961 Rader B67B 7/24
30/450
D245,830 S * 9/1977 DE Gross D8/18

OTHER PUBLICATIONS

Quirky Upwrite Universal Stylus and Stand (PUPW1-UN01), earliest review date Oct. 20, 2013, 8 pages, Amazon.com.*

Primary Examiner — Elizabeth Albert
(74) *Attorney, Agent, or Firm* — Lerner, David, Littenberg, Krumholz & Mentlik, LLP


(57) **CLAIM**

The ornamental design for a pen, as shown and described.

DESCRIPTION

FIG. 1 is a front perspective view of a pen according to a third embodiment of my design;
FIG. 2 is a front elevational view thereof;
FIG. 3 is a rear elevational view thereof;
FIG. 4 is a right side elevational view thereof;
FIG. 5 is a left side elevational view thereof;
FIG. 6 is a top plan view thereof; and,
FIG. 7 is a bottom plan view thereof.
The evenly spaced broken lines are included to show parts of the pen that form no part of the claimed design. The long and short broken lines in FIGS. 1-5 that define the bounds of the claimed design form no part thereof.

1 Claim, 4 Drawing Sheets



(56)

References Cited

U.S. PATENT DOCUMENTS

D730,446 S	*	5/2015	Busch	D19/121
D754,536 S	*	4/2016	Arriaga	D9/436
D771,614 S	*	11/2016	Chang	D14/253
D783,591 S	*	4/2017	Grutzik	D14/252
D795,665 S	*	8/2017	Henderson, IV	D8/18

* cited by examiner

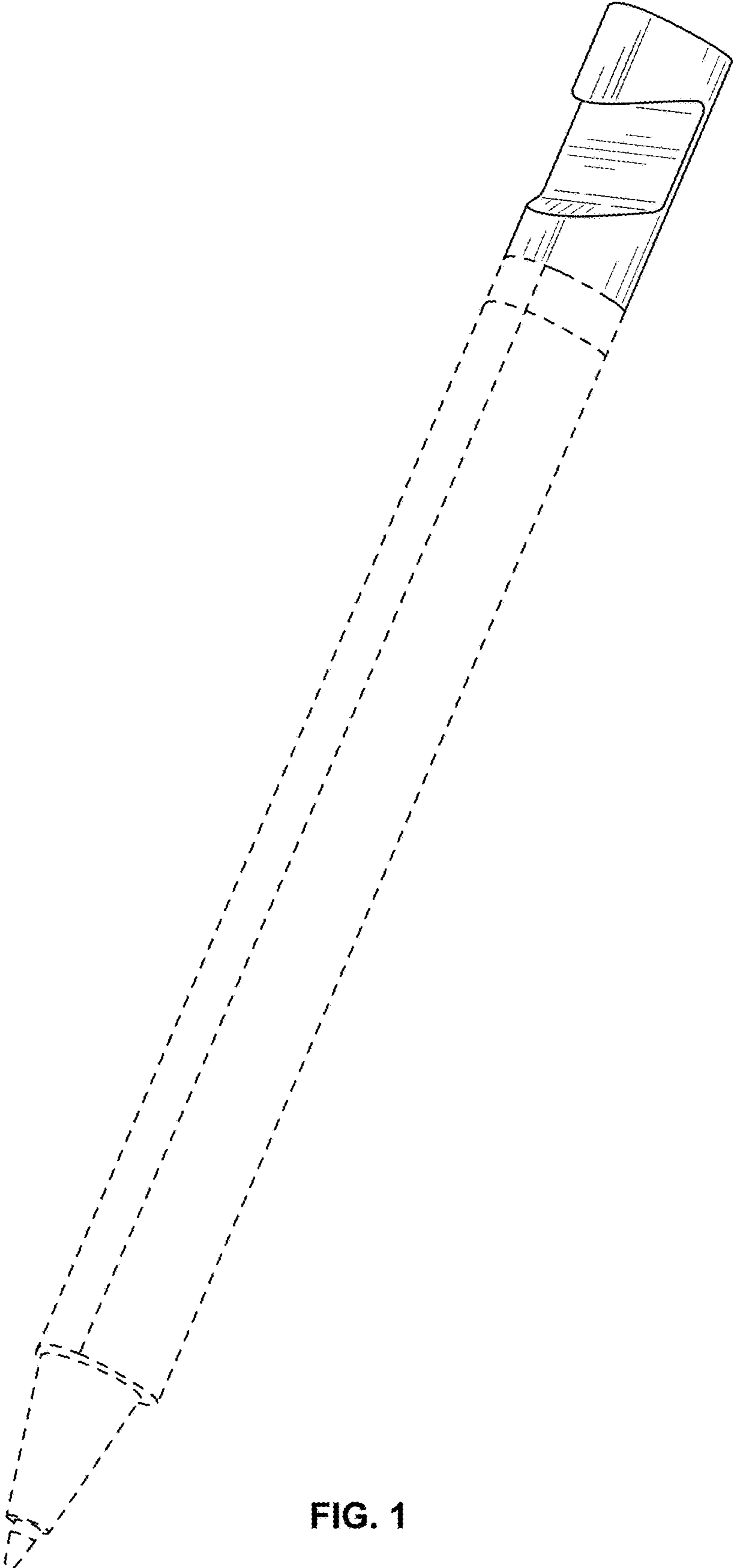


FIG. 1

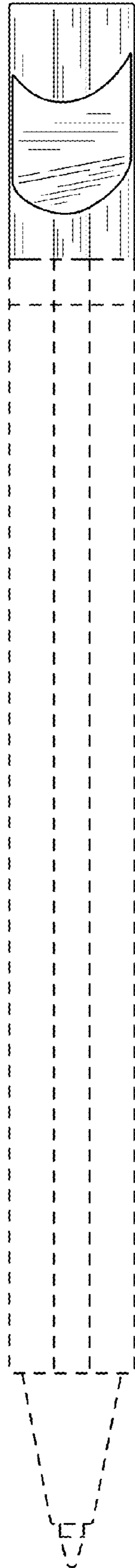


FIG. 2




FIG. 3

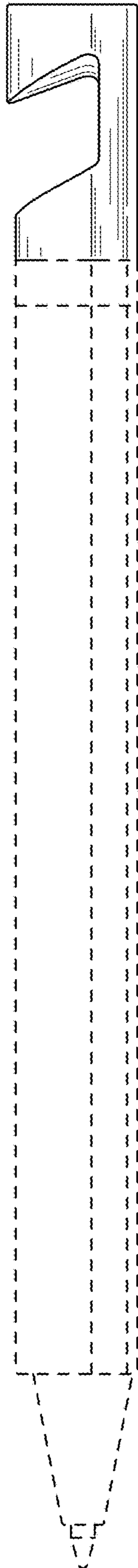


FIG. 4

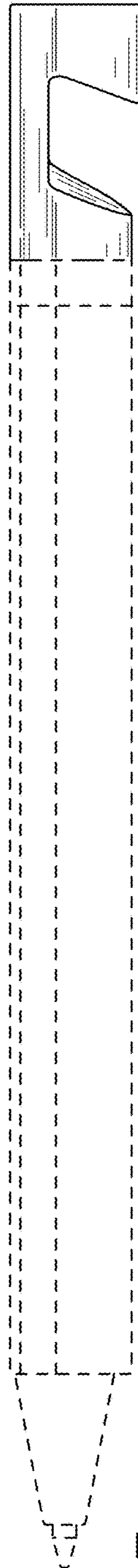


FIG. 5

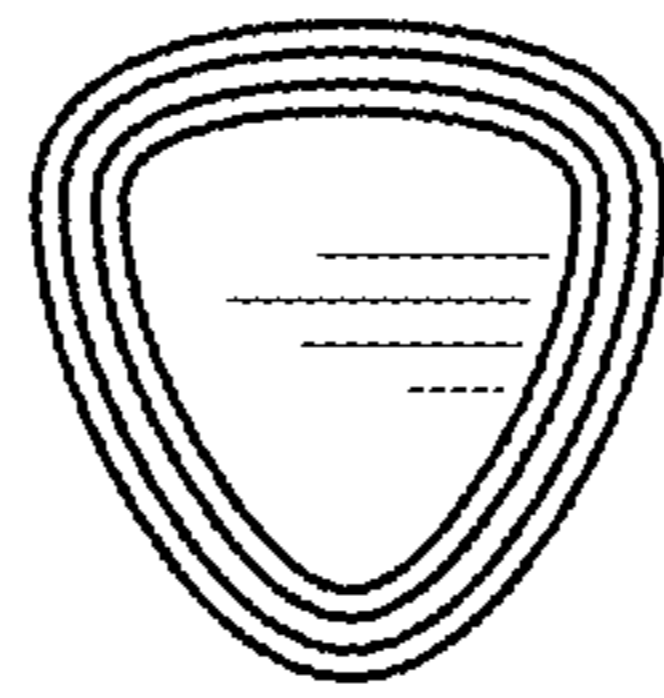


FIG. 6

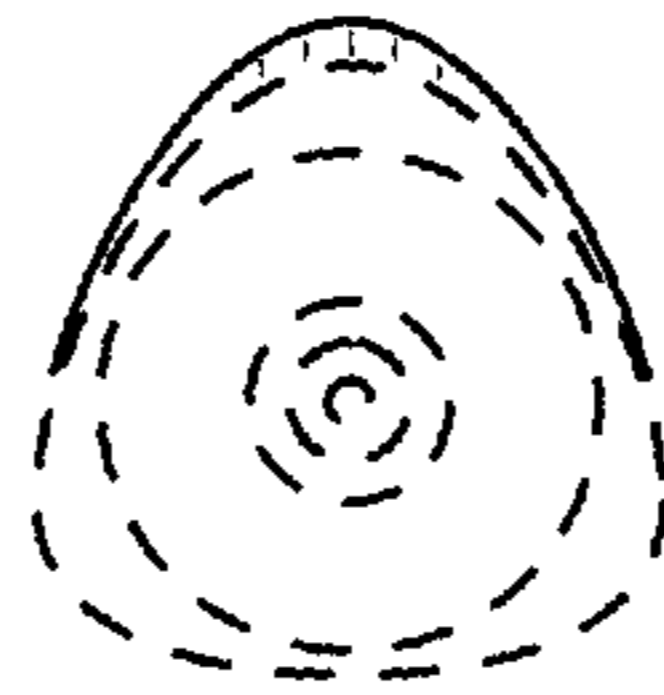


FIG. 7