



US00D819122S

(12) **United States Design Patent** (10) **Patent No.:** **US D819,122 S**
Lorenzen (45) **Date of Patent:** **** May 29, 2018**

(54) **DYNAMIC SCALE FOR A FRANKING MACHINE**

(71) Applicant: **FRANCOTYP POSTALIA GMBH**, Berlin (DE)

(72) Inventor: **Matthias Lorenzen**, Berlin (DE)

(73) Assignee: **Francotyp-Postalia GmbH**, Berlin (DE)

(**) Term: **15 Years**

(21) Appl. No.: **29/581,885**

(22) Filed: **Oct. 24, 2016**

(30) **Foreign Application Priority Data**

Apr. 28, 2016 (DE) 40 2016 100 571

(51) **LOC (11) Cl.** **18-02**

(52) **U.S. Cl.**
USPC **D18/35.1**; D18/51; D10/87; D10/91

(58) **Field of Classification Search**
USPC D18/35.1, 51; D10/87, 91
CPC G01G 23/20; G07B 2017/00217; G07B 2017/00233; G07B 2017/00241; G07B 17/00661; G07B 2017/00669; G07B 17/00677; G07B 2017/00685; G07B 17/00693; G07B 2017/00701; G07B 17/00709; G07B 2017/00717

See application file for complete search history.

(56) **References Cited**

U.S. PATENT DOCUMENTS

D529,544 S * 10/2006 Friedrich D18/51
8,926,089 B2 * 1/2015 Muhl B41J 15/04
347/101
9,177,424 B2 * 11/2015 Ortmann G07B 17/00193

* cited by examiner

Primary Examiner — Antoine Duval Davis

(74) *Attorney, Agent, or Firm* — Laurence A. Greenberg; Werner H. Stemer; Ralph E. Locher

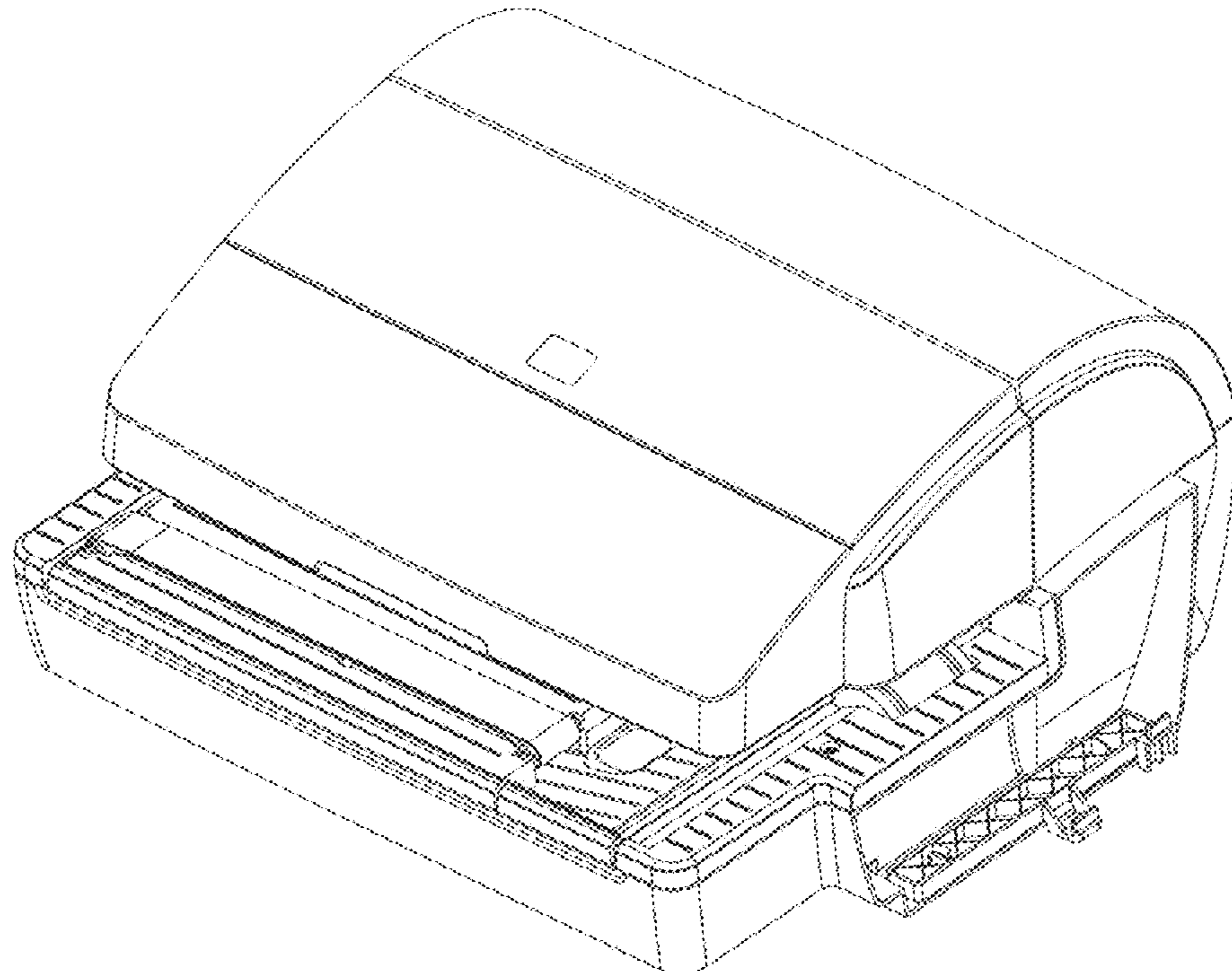
(57) **CLAIM**

The ornamental design for a dynamic scale for a franking machine, as shown and described.

DESCRIPTION

FIG. 1 is a front perspective view of the dynamic scale for a franking machine showing my new invention;
FIG. 2 is a top plan view thereof;
FIG. 3 is a right side elevation view thereof;
FIG. 4 is a left side elevation view thereof;
FIG. 5 is a front elevation view thereof; and,
FIG. 6 is a rear elevation view thereof.

1 Claim, 6 Drawing Sheets



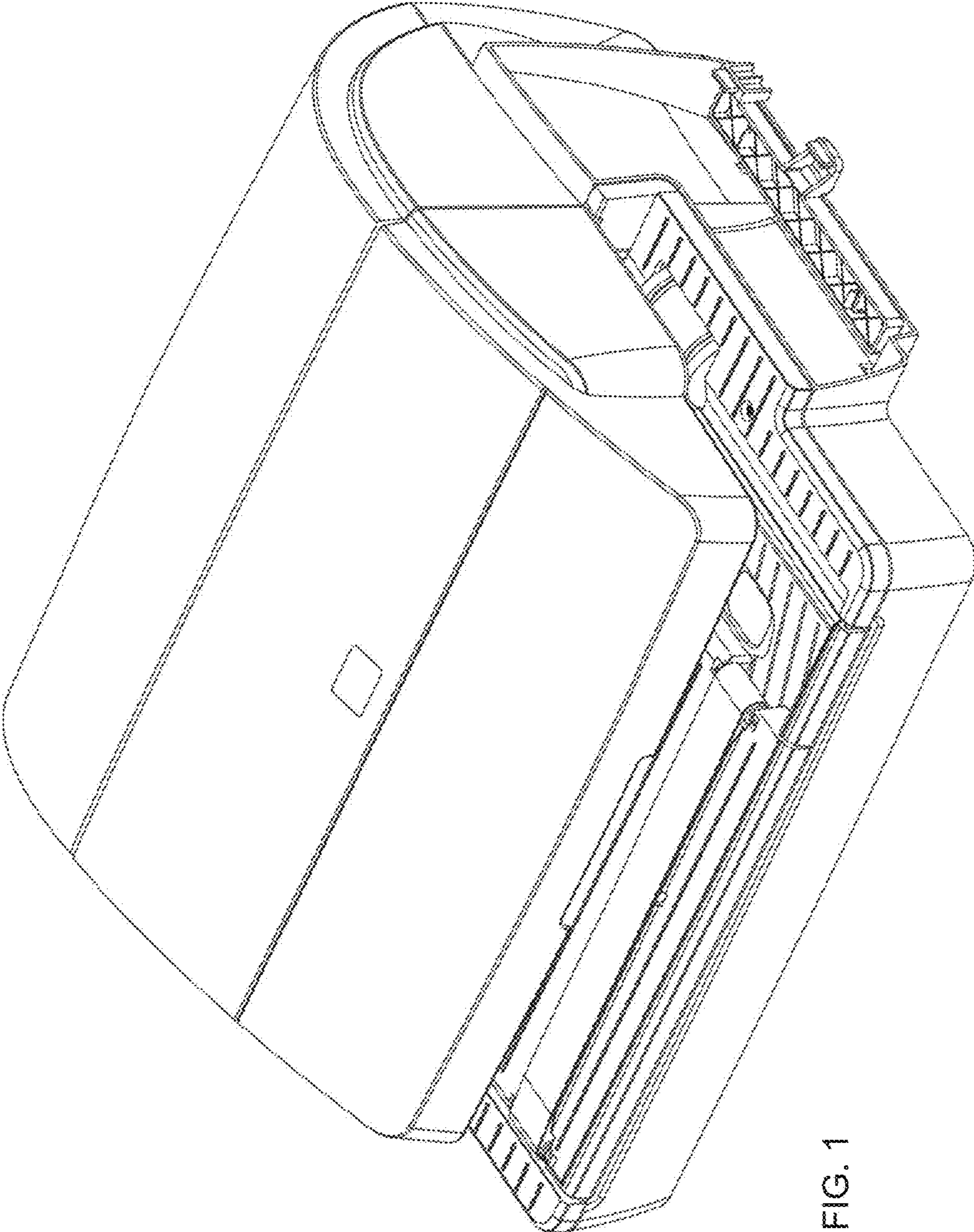


FIG. 1




FIG. 2

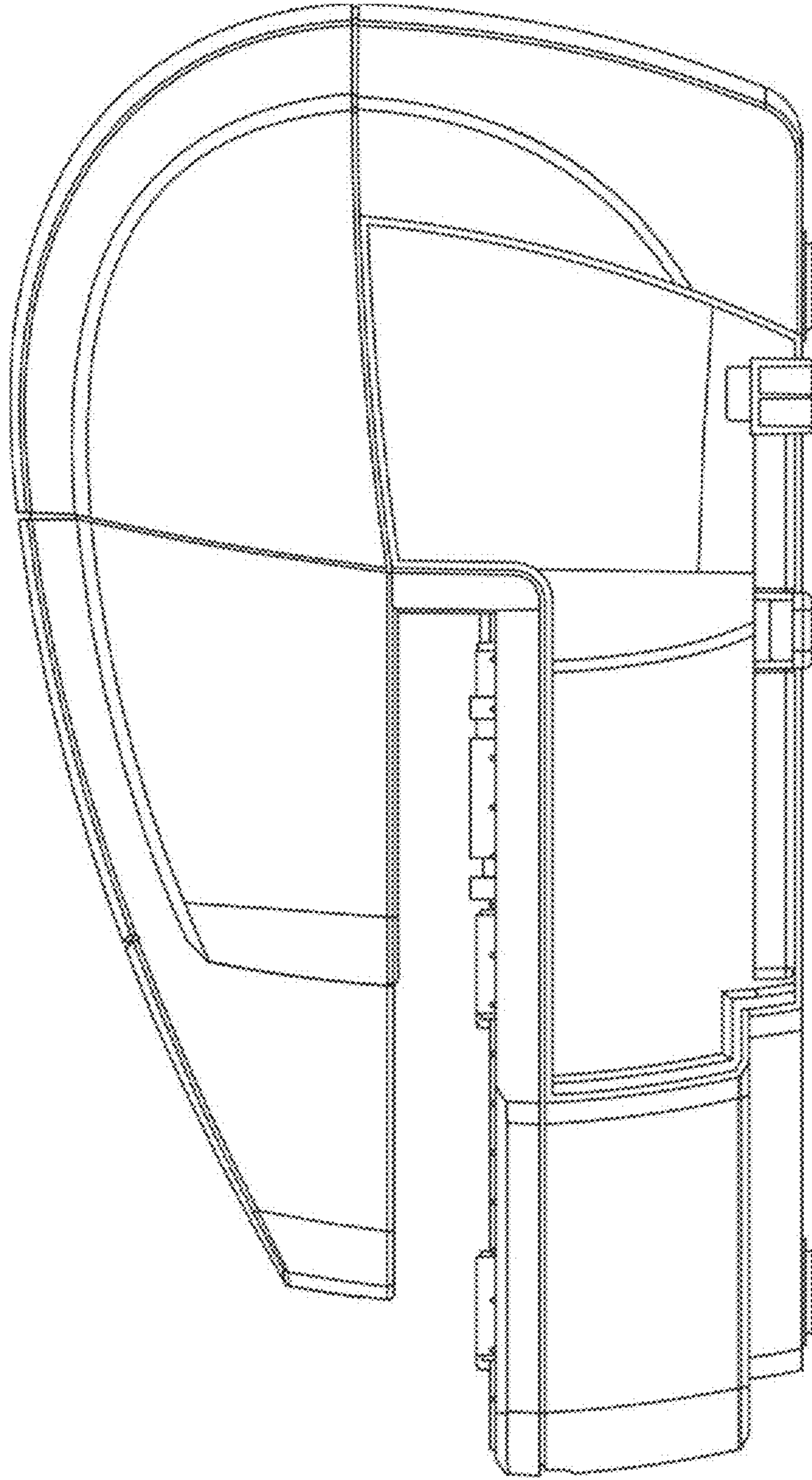


FIG. 3

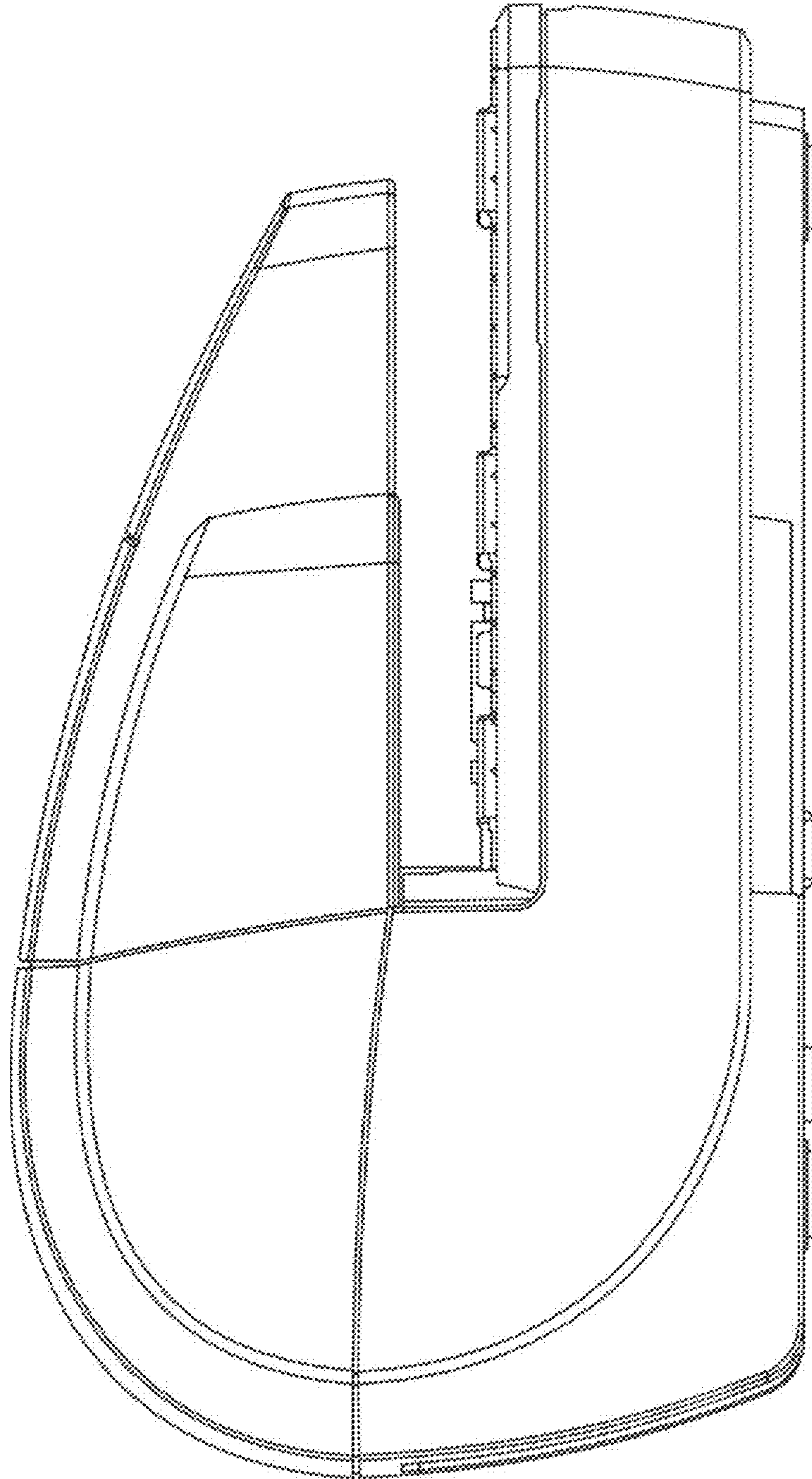


FIG. 4

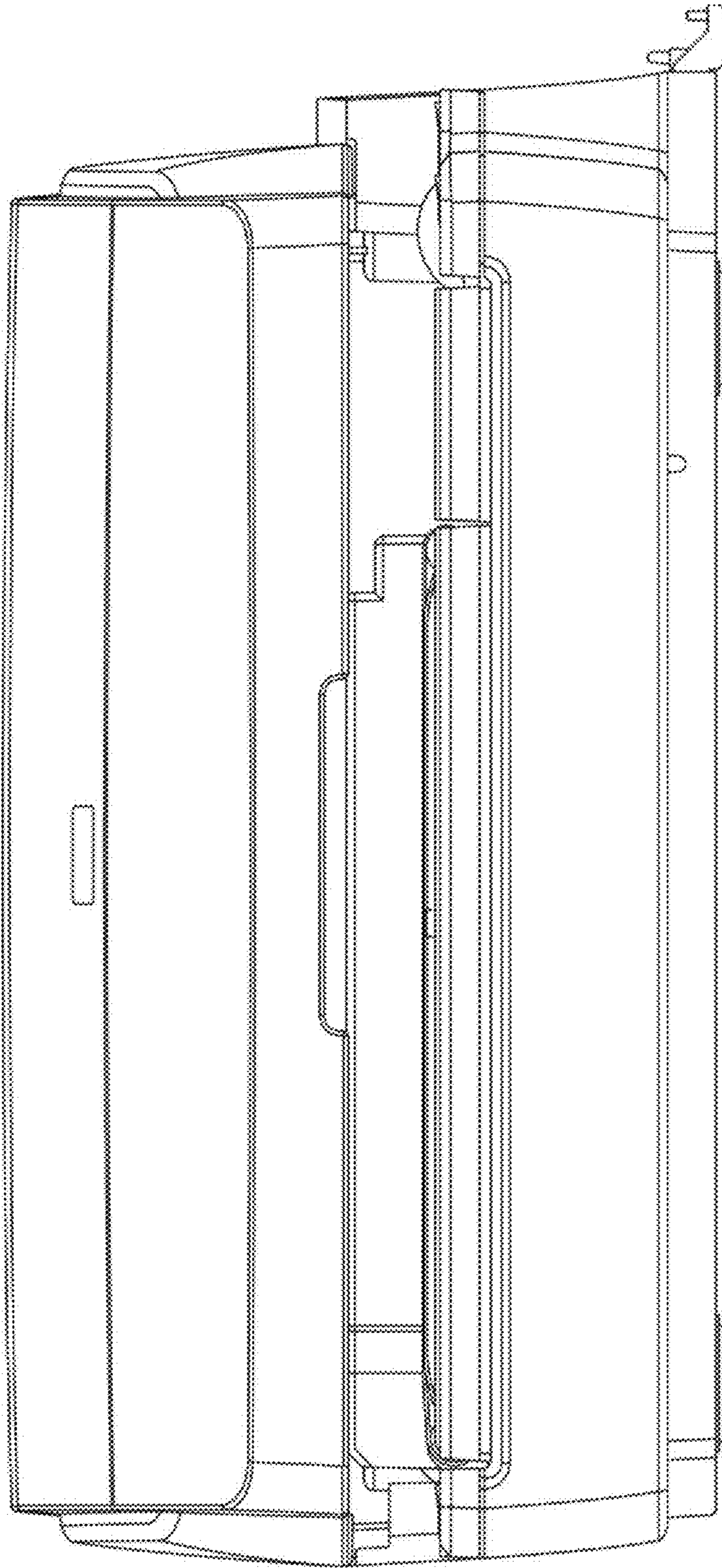


FIG. 5




FIG. 6