



US00D819093S

(12) **United States Design Patent** (10) **Patent No.:** **US D819,093 S**  
**Hellman et al.** (45) **Date of Patent:** **\*\* \*May 29, 2018**

(54) **LIQUID CHILLING CAPSULE**

F25D 25/024; F25D 27/005; F25D 23/12;  
F25D 29/005; F25D 17/042; F25D  
2325/021

(71) Applicants: **Andrew Hellman**, Darien, CT (US);  
**Jeffrey Kapec**, Westport, CT (US);  
**Jacob Turetsky**, Brooklyn, NY (US);  
**Yukiko Naoi**, New York, NY (US)

See application file for complete search history.

(72) Inventors: **Andrew Hellman**, Darien, CT (US);  
**Jeffrey Kapec**, Westport, CT (US);  
**Jacob Turetsky**, Brooklyn, NY (US);  
**Yukiko Naoi**, New York, NY (US)

(56) **References Cited**

U.S. PATENT DOCUMENTS

2,152,467	A *	3/1939	Crosby .....	F25D 3/08
				137/60
7,063,432	B2 *	6/2006	VanderSchuit ....	A47G 19/2222
				362/101
D552,633	S *	10/2007	Volkan .....	D11/157
D650,398	S *	12/2011	Hannon .....	D15/90
D674,419	S *	1/2013	Cunnington .....	D15/90
D676,469	S *	2/2013	Vanettes, Jr. ....	D15/90

(\* ) Notice: This patent is subject to a terminal disclaimer.

\* cited by examiner

(\*\*) Term: **14 Years**

*Primary Examiner* — Daniel Bui

*Assistant Examiner* — Khawaja Anwar

(21) Appl. No.: **29/474,432**

(74) *Attorney, Agent, or Firm* — Todd S. Sharinn; Robert C. Brown

(22) Filed: **Sep. 18, 2014**

(51) **LOC (11) Cl.** ..... **15-07**

(52) **U.S. Cl.**  
USPC ..... **D15/90**

(57) **CLAIM**

We claim the ornamental design for a liquid chilling capsule, as shown and described.

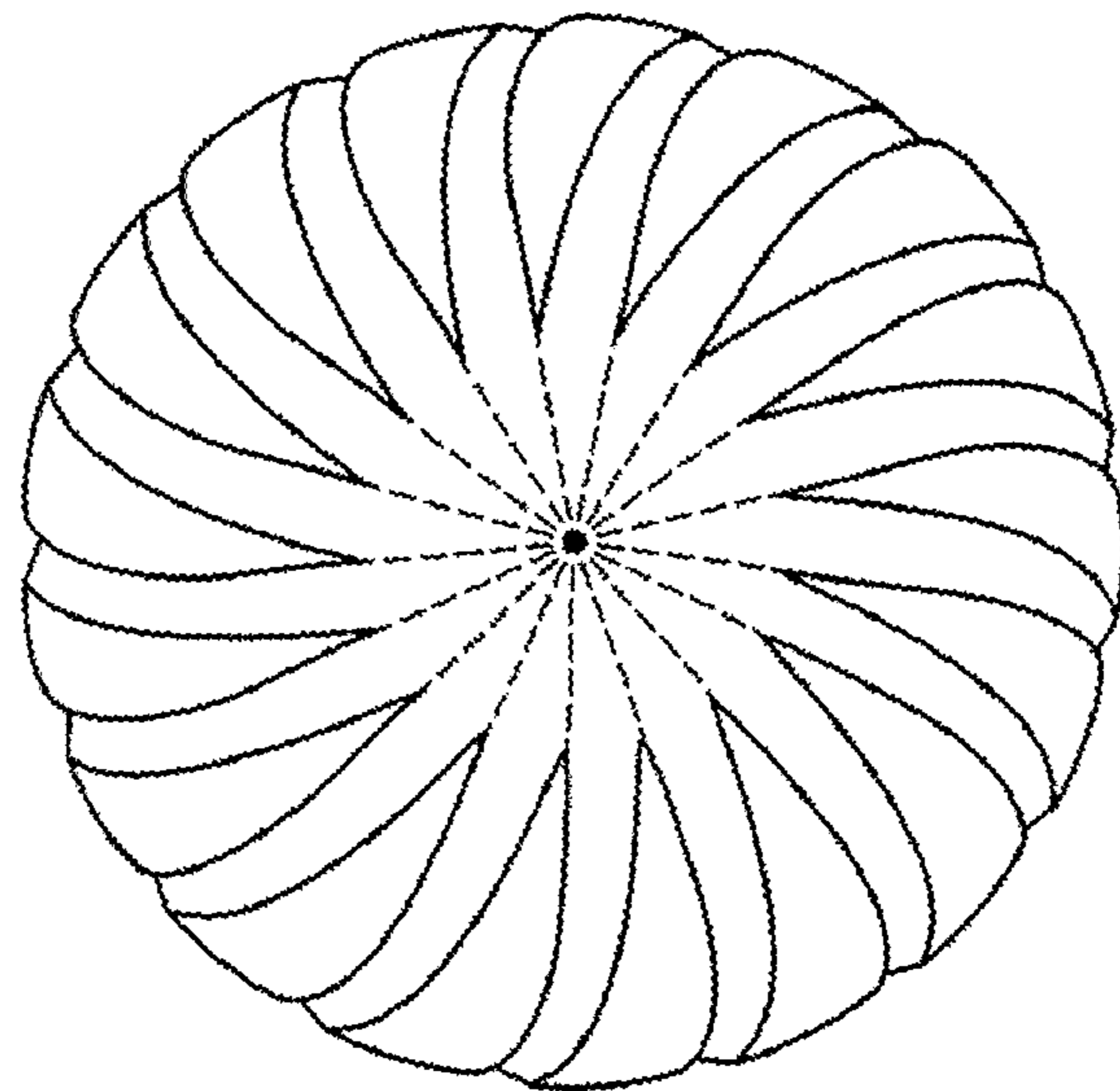
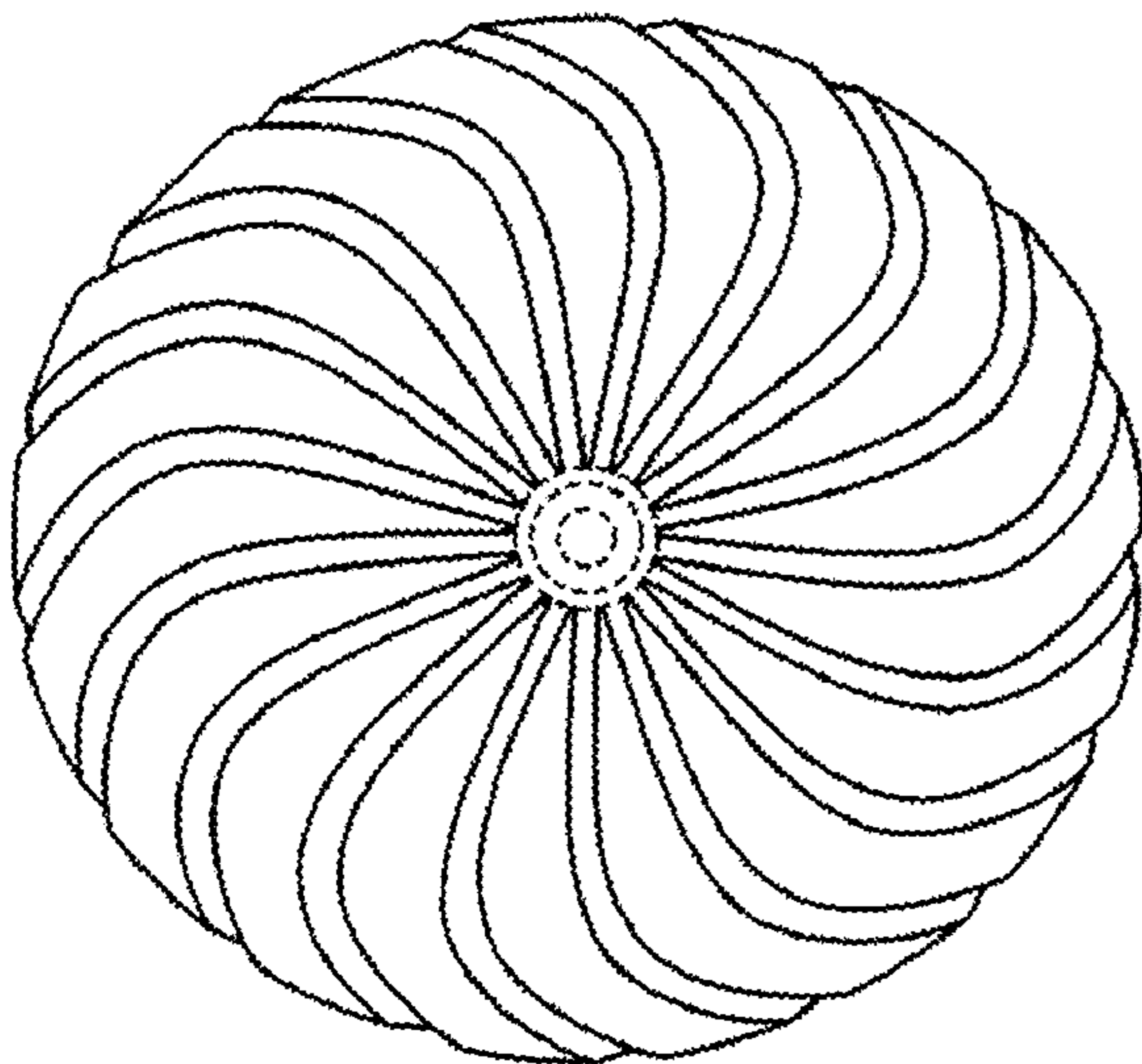
(58) **Field of Classification Search**

USPC ..... D15/89-90; D24/189, 206-207  
CPC ..... F15B 21/02; F15B 2321/02; F15B 1/005;  
F15B 2321/0252; F15B 1/00; F15B 1/10;  
F15B 21/04; F15B 2339/047; F15B 5/02;  
F15B 7/00; F15B 13/00; F15B 1/053;  
F15B 2309/06; F15B 2321/021; F15B  
2321/023; F25D 23/028; F25D 23/02;  
F25D 25/025; F25D 23/00; F25D  
2323/021; F25D 11/00; F25D 2323/04;  
F25D 23/04; F25D 29/00; F25D 25/02;

**DESCRIPTION**

FIG. 1 is a top plan view of a liquid chilling capsule showing our new design;  
FIG. 2 is a bottom plan view thereof; and,  
FIG. 3 is an elevational view from any side thereof.  
The broken lines in the figure drawings represent unclaimed environment only and form no part of the claimed design.

**1 Claim, 1 Drawing Sheet**



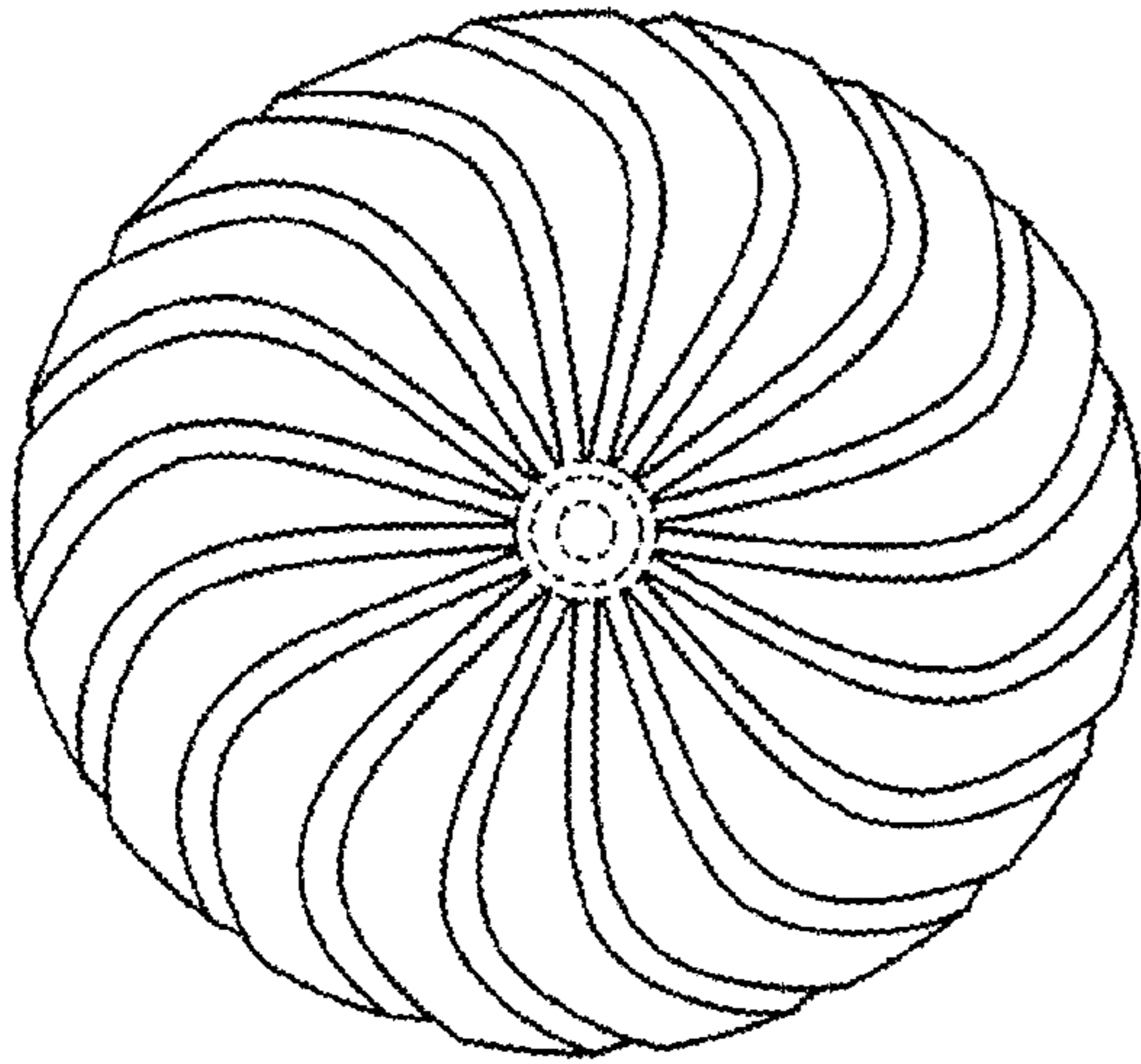


FIG. 1

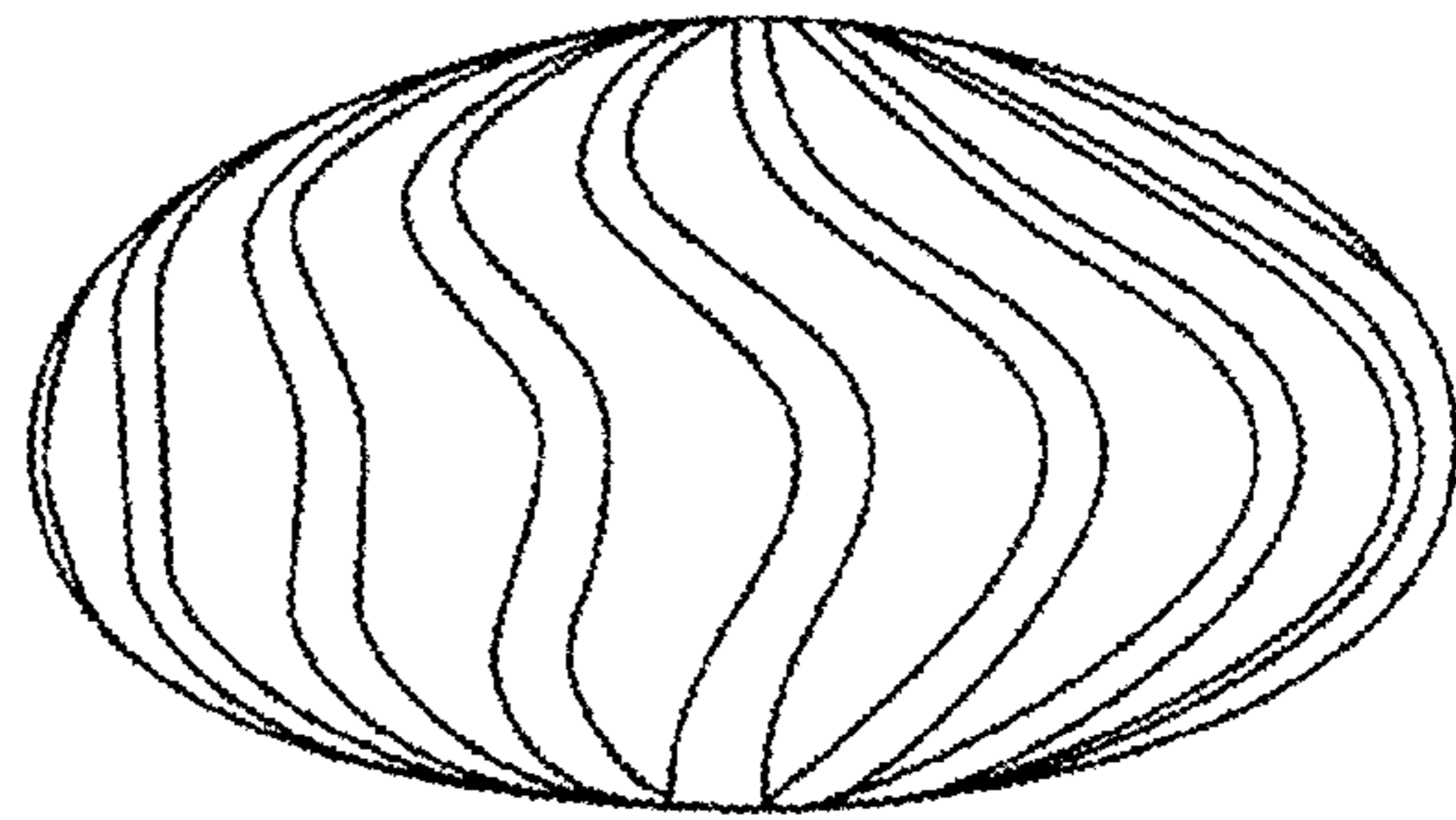


FIG. 3

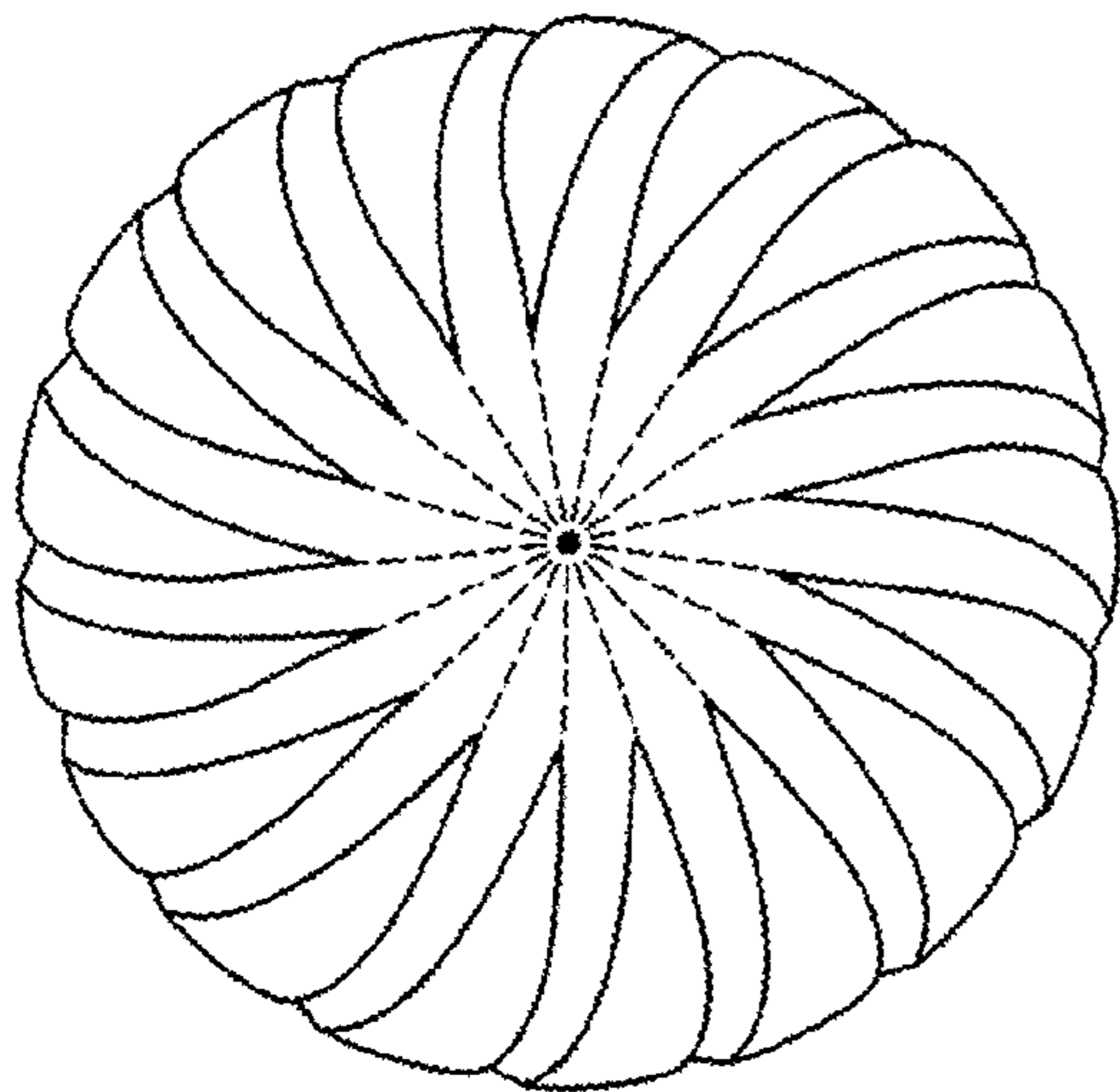


FIG. 2