



US00D819016S

(12) **United States Design Patent**  
**Murakami**

(10) **Patent No.:** **US D819,016 S**

(45) **Date of Patent:** **\*\* May 29, 2018**

(54) **AUDIO PLAYER**

(71) Applicant: **Sony Corporation**, Tokyo (JP)

(72) Inventor: **Tomonari Murakami**, Chiba (JP)

(73) Assignee: **Sony Corporation**, Tokyo (JP)

(\*\*) Term: **15 Years**

(21) Appl. No.: **29/595,854**

(22) Filed: **Mar. 2, 2017**

(30) **Foreign Application Priority Data**

Dec. 27, 2016 (CN) ..... 2016 3 0649979

(51) **LOC (11) Cl.** ..... **14-03**

(52) **U.S. Cl.**  
USPC ..... **D14/258**

(58) **Field of Classification Search**  
USPC ..... D12/192, 195, 415, 420; D14/154, 157,  
D14/168-171, 188-198, 257-258;  
248/27.1, 27.3, 558; 455/347, 350  
CPC ..... B60R 11/02; B60K 37/04; B60K 37/06;  
B60K 35/00; H04B 1/08; H04B 1/082  
See application file for complete search history.

(56) **References Cited**

**U.S. PATENT DOCUMENTS**

D538,778 S 3/2007 Shiono  
D548,209 S 8/2007 Shiono  
D576,160 S \* 9/2008 Sei ..... D14/258  
D627,794 S 11/2010 Yokoyama

D671,519 S \* 11/2012 Kanou ..... D14/157  
D672,742 S \* 12/2012 Katsuno ..... D14/157  
D706,257 S \* 6/2014 Harada ..... D14/258  
D719,147 S 12/2014 Murakami  
D722,993 S \* 2/2015 Harada ..... D14/157  
D762,206 S \* 7/2016 Shibukawa ..... D14/258  
D775,120 S \* 12/2016 Suzuki ..... D14/258  
D780,170 S \* 2/2017 Murakami ..... D14/258

\* cited by examiner

*Primary Examiner* — Sandra L Morris

(74) *Attorney, Agent, or Firm* — Michael Best & Friedrich LLP

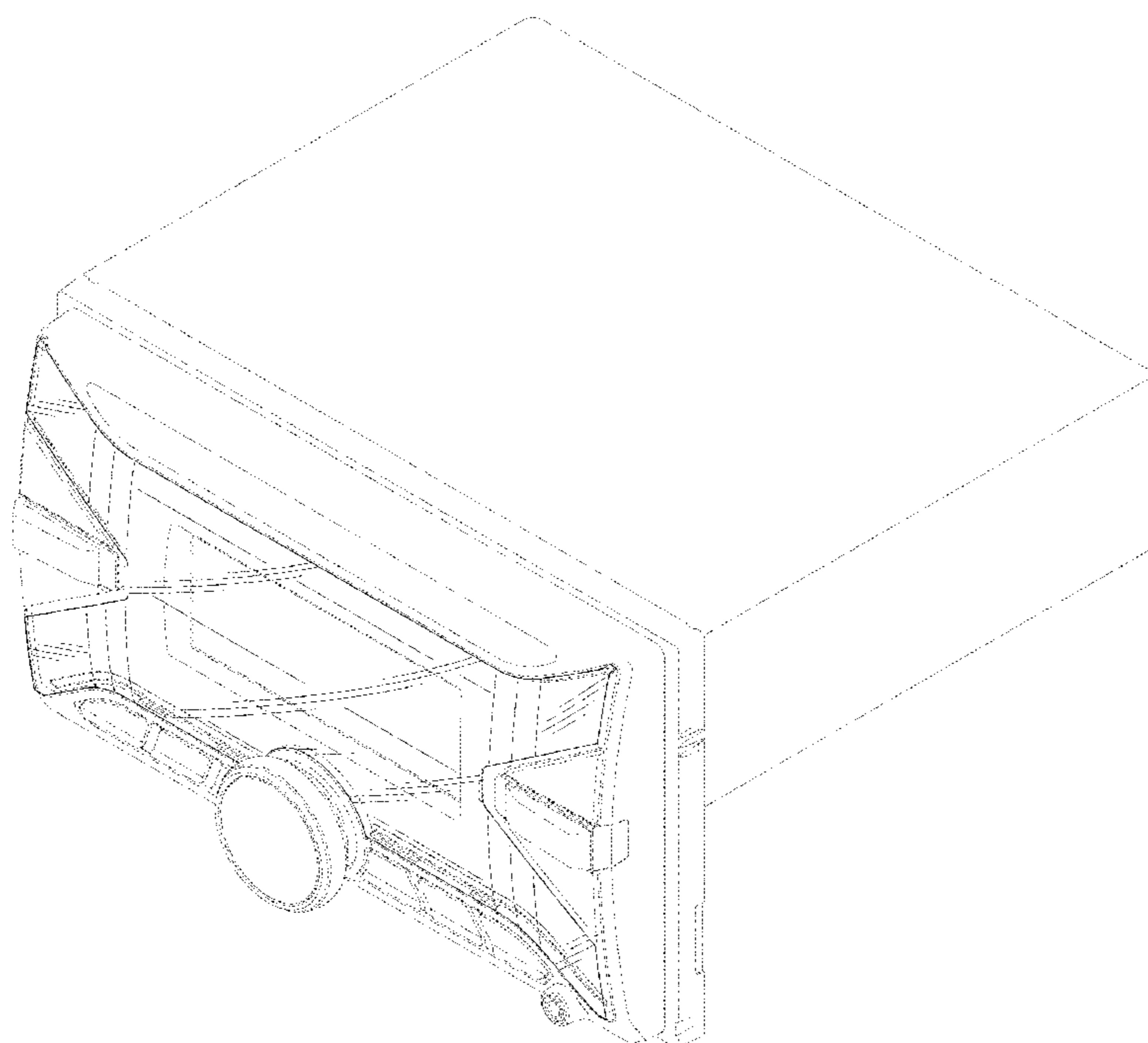
(57) **CLAIM**

The ornamental design for an audio player, as shown and described.

**DESCRIPTION**

FIG. 1 is a perspective view of an audio player showing my new design;  
FIG. 2 is a front elevational view thereof;  
FIG. 3 is a left side elevational view thereof;  
FIG. 4 is a right side elevational view thereof;  
FIG. 5 is a top plan view thereof; and  
FIG. 6 is a bottom plan view thereof; and,  
FIG. 7 is a rear elevational view thereof.  
The broken lines illustrating portions of the projector form no part of the claimed design. The dot-dash broken lines define the boundaries of the claimed design and form no part of the claimed design.

**1 Claim, 6 Drawing Sheets**



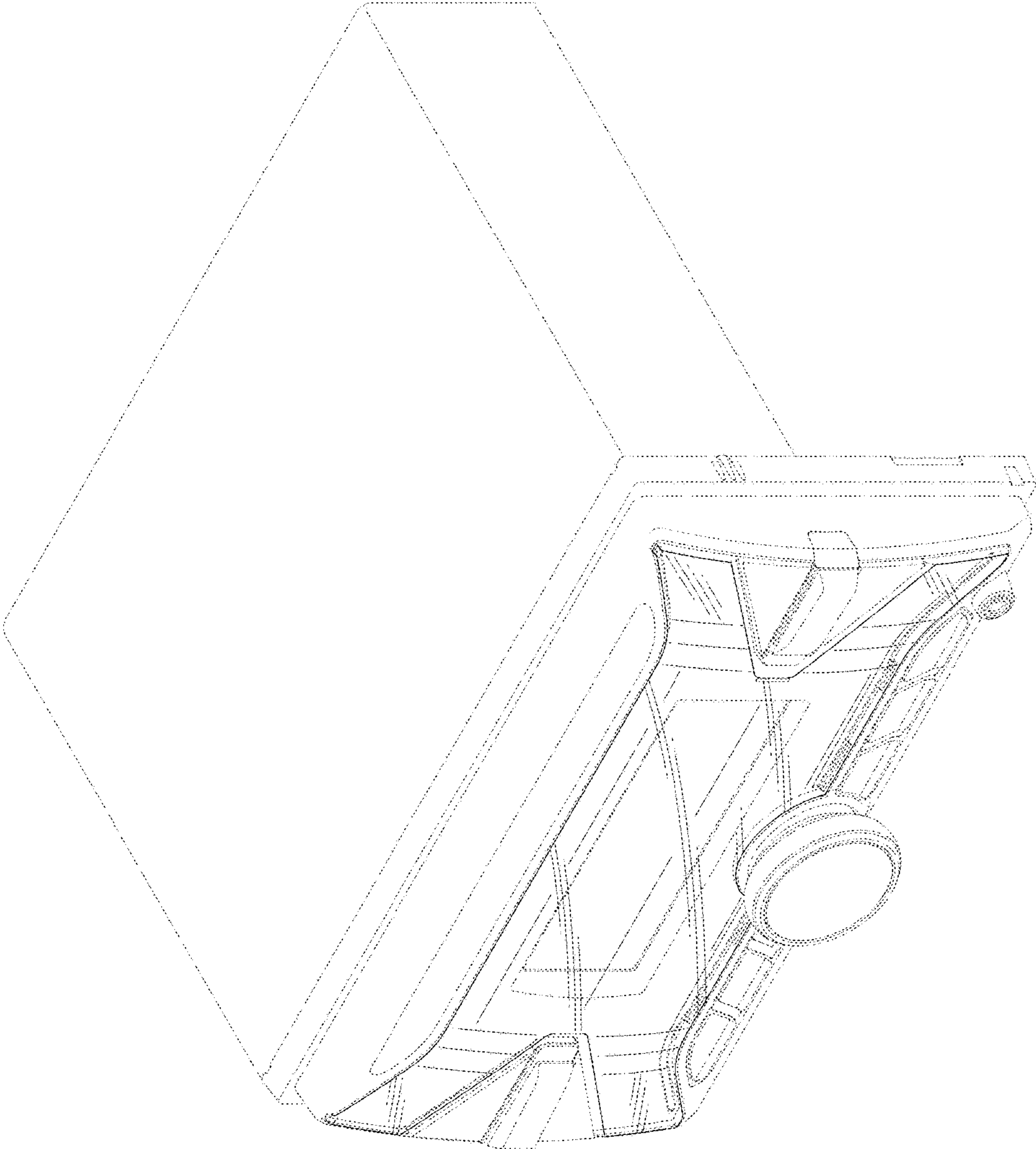


FIG.1

FIG.2




FIG.3





FIG.4






FIG.5

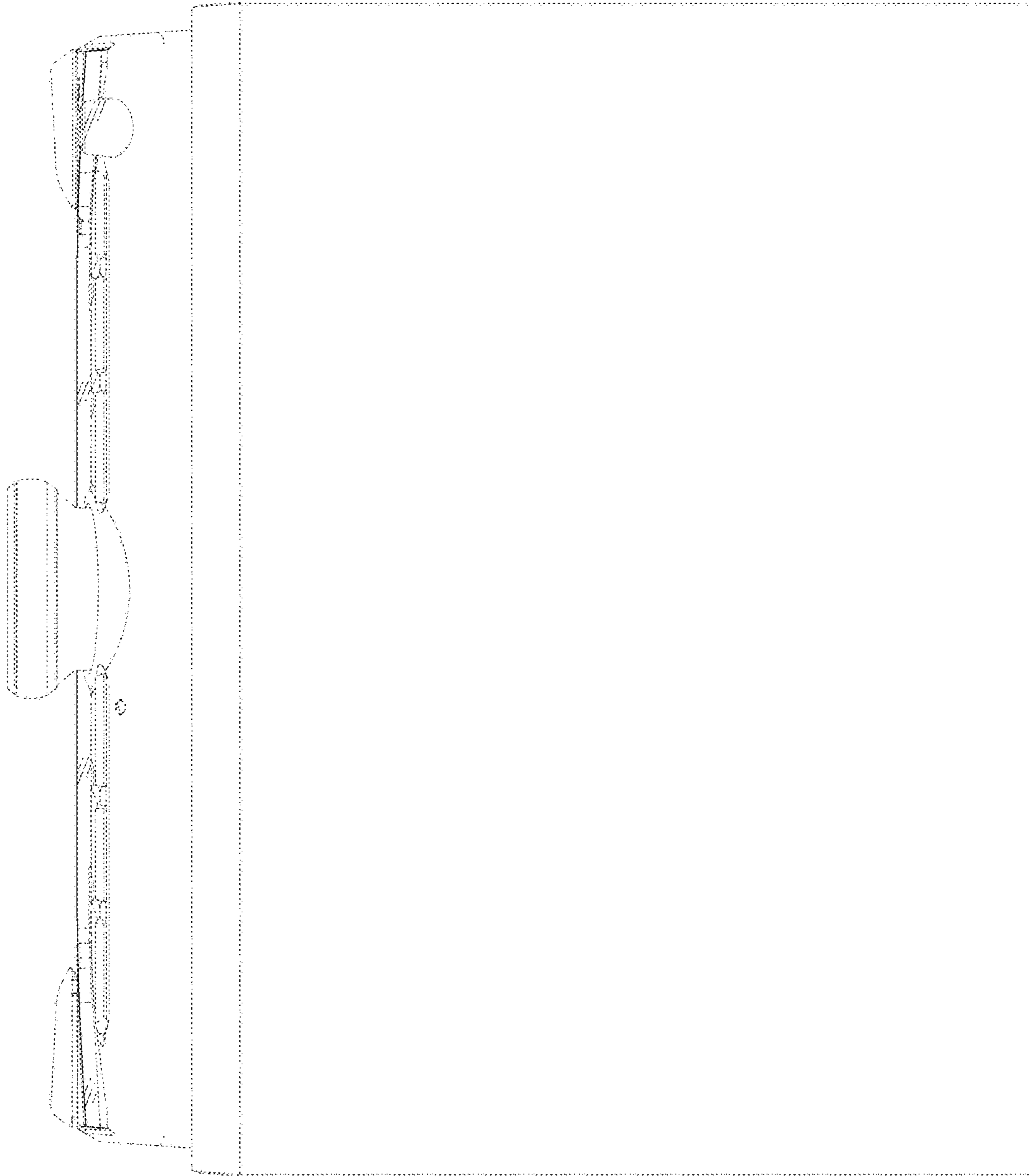


FIG.6

FIG.7

