



US00D819014S

(12) **United States Design Patent**
Kim

(10) **Patent No.:** **US D819,014 S**

(45) **Date of Patent:** **** *May 29, 2018**

(54) **CASE FOR ELECTRONIC DEVICE**

(71) Applicant: **SPIGEN KOREA Co., LTD.**, Seoul (KR)

(72) Inventor: **Dae-Young Kim**, Seoul (KR)

(73) Assignee: **SPIGEN KOREA CO., LTD.**, Bongeunsa-ro, Gangnam-gu, Seoul (KR)

(*) Notice: This patent is subject to a terminal disclaimer.

(**) Term: **15 Years**

(21) Appl. No.: **29/593,989**

(22) Filed: **Feb. 14, 2017**

Related U.S. Application Data

(63) Continuation of application No. 29/569,939, filed on Jul. 1, 2016, which is a continuation of application (Continued)

(51) **LOC (11) Cl.** **14-03**

(52) **U.S. Cl.**
USPC **D14/250**

(58) **Field of Classification Search**
USPC D14/143, 189, 203.2–203.7, 217, 238.1, D14/240, 248, 250, 251–253, 440, 447, (Continued)

(56) **References Cited**

U.S. PATENT DOCUMENTS

D613,761 S 4/2010 Jones
D613,762 S 4/2010 Jones

(Continued)

OTHER PUBLICATIONS

<http://www.spigen.com/collections/galaxy-s6/products/galaxy-s6-case-tough-armor?variant=1160710157>—Earliest review date of May 12, 2015.

(Continued)

Primary Examiner — Manpreet S Matharu

Assistant Examiner — Mojtaba Tehrani

(74) *Attorney, Agent, or Firm* — Heedong Chae; Lucem, PC

(57) **CLAIM**

The ornamental design for a case for electronic device, as shown and described.

DESCRIPTION

FIG. 1 is a front perspective view of a case for electronic device showing my new design;

FIG. 2 is a rear perspective view thereof;

FIG. 3 is a front elevational view thereof;

FIG. 4 is a rear elevational view thereof;

FIG. 5 is a left side elevational view thereof;

FIG. 6 is a right side elevational view thereof;

FIG. 7 is a top plan view thereof;

FIG. 8 is a bottom plan view thereof;

FIG. 9 is a rear perspective view thereof with a support leg extended;

FIG. 10 is an exploded rear perspective view thereof, showing an inner shell, the support leg, and an outer frame;

FIG. 11 is a front perspective view of the inner shell of the case;

FIG. 12 is a rear perspective view of the inner shell of the case;

FIG. 13 is a front perspective view of the support leg of the case;

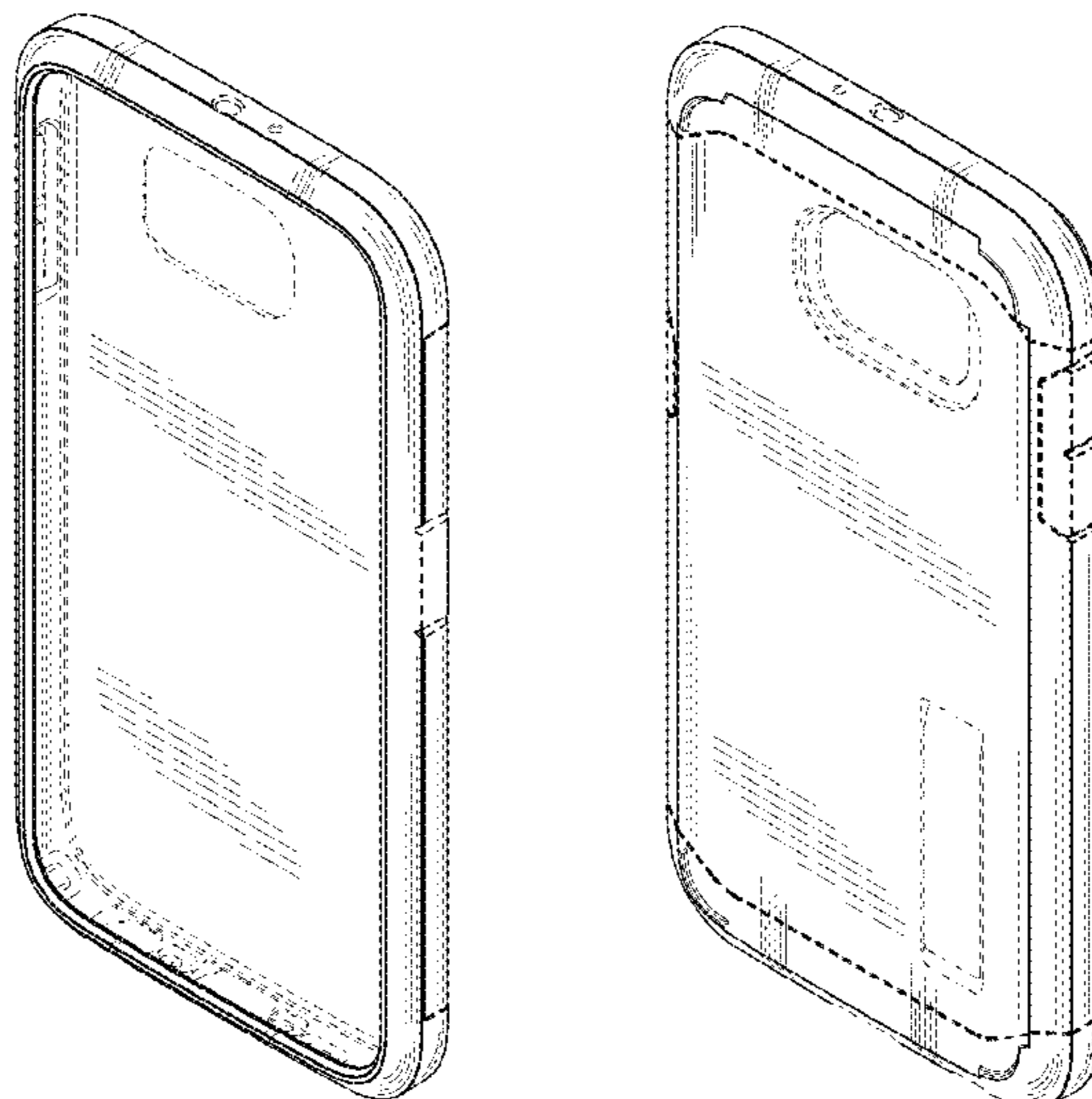
FIG. 14 is a rear perspective view of the support leg of case;

FIG. 15 is a front perspective view of the outer frame of the case; and,

FIG. 16 is a rear perspective view of the outer frame of the case.

The broken line in the figure drawings represents unclaimed environment only and forms no part of the claimed design.

1 Claim, 16 Drawing Sheets



Related U.S. Application Data

No. 29/518,091, filed on Feb. 19, 2015, now Pat. No. Des. 789,344.

(58) **Field of Classification Search**

USPC D14/496; D13/103, 107–108, 119; D3/201, 218, 247, 269, 273, 301, 303
 CPC A45C 1/06; A45C 11/00; A45C 13/02; A45C 2011/002; A45F 2005/026; A45F 2200/0525; A45F 2200/0516; H04B 1/3888; H04M 1/0283; H04M 1/0202

See application file for complete search history.

(56) **References Cited**

U.S. PATENT DOCUMENTS

D613,763	S	4/2010	Jones	
D614,668	S	4/2010	Jones	
D619,361	S	7/2010	Andre	
D646,265	S	10/2011	Fathollahi	
D676,035	S	2/2013	Chang	
D681,615	S	5/2013	Fathollahi	
8,517,172	B1	8/2013	Chang	
8,706,176	B1	4/2014	Jia	
D706,254	S	6/2014	Chang	
D709,871	S	7/2014	Lee	
D721,071	S	1/2015	Nelson	
D727,883	S *	4/2015	Brand D14/250
9,049,283	B1	6/2015	Kim	
D749,068	S	2/2016	Zaborski	
D749,535	S	2/2016	Joung	
D753,099	S	4/2016	Kim	
D755,764	S	5/2016	Dong	
D755,772	S	5/2016	Sasaki	
D756,339	S	5/2016	Tussy	
D756,340	S	5/2016	Babichenko	
D756,343	S	5/2016	Wall et al.	
D756,909	S	5/2016	Gupta	
D756,977	S	5/2016	Schriefer	
D756,978	S	5/2016	Addonisio	
D756,980	S	5/2016	Beeman	
D757,703	S	5/2016	Kanazawa	

D759,641	S	6/2016	Lai et al.	
D759,642	S	6/2016	Chao	
D762,633	S	8/2016	Fife	
D765,635	S	9/2016	Chang	
D765,638	S	9/2016	Gaylord	
D765,640	S	9/2016	Bulkley	
D768,615	S	10/2016	Wang	
9,467,189	B2	10/2016	Day et al.	
D771,028	S	11/2016	Kim	
D771,607	S	11/2016	Kim	
D772,858	S	11/2016	Hu	
9,503,147	B2	11/2016	Witter et al.	
D775,620	S *	1/2017	Kim D14/250
D776,648	S *	1/2017	Kim D14/250
D776,649	S *	1/2017	Kim D14/250
9,545,140	B1	1/2017	Johnson et al.	
D778,897	S *	2/2017	Kim D14/250
D778,898	S *	2/2017	Kim D14/250
9,628,133	B2 *	4/2017	Kim H04B 1/3888
D786,233	S *	5/2017	Kim D14/250
D786,854	S *	5/2017	Kim D14/250
2011/0050606	A1	3/2011	Zhang	
2015/0335116	A1	11/2015	Kim	
2016/0285301	A1 *	9/2016	Kim H02J 7/025
2016/0374443	A1 *	12/2016	Kim A45C 11/182 206/38
2017/0035172	A1 *	2/2017	Kim A45C 13/1069
2017/0150792	A1 *	6/2017	Kim A45C 11/00
2017/0155418	A1 *	6/2017	Kim H04B 1/3888

OTHER PUBLICATIONS

<http://www.spigen.com/collections/galaxy-s7/products/galaxy-s7-case-tough-armor-1?variant=12163553089>—Product review date of Mar 8, 2016.
http://www.amazon.com/Spigen%C2%AE-Gunmetal-Extreme-Protection-Protective/dp/B01A7IDNWQ/ref=pd_sim_107_5?ie=UTF8—Earliest review date of Feb 17, 2016.
<https://www.amazon.com/Spigen-Gunmetal-EXTREME-Protection-Samsung/dp/B00I3UWDV8/>—Available as early as Mar. 9, 2014.

* cited by examiner

FIG. 1

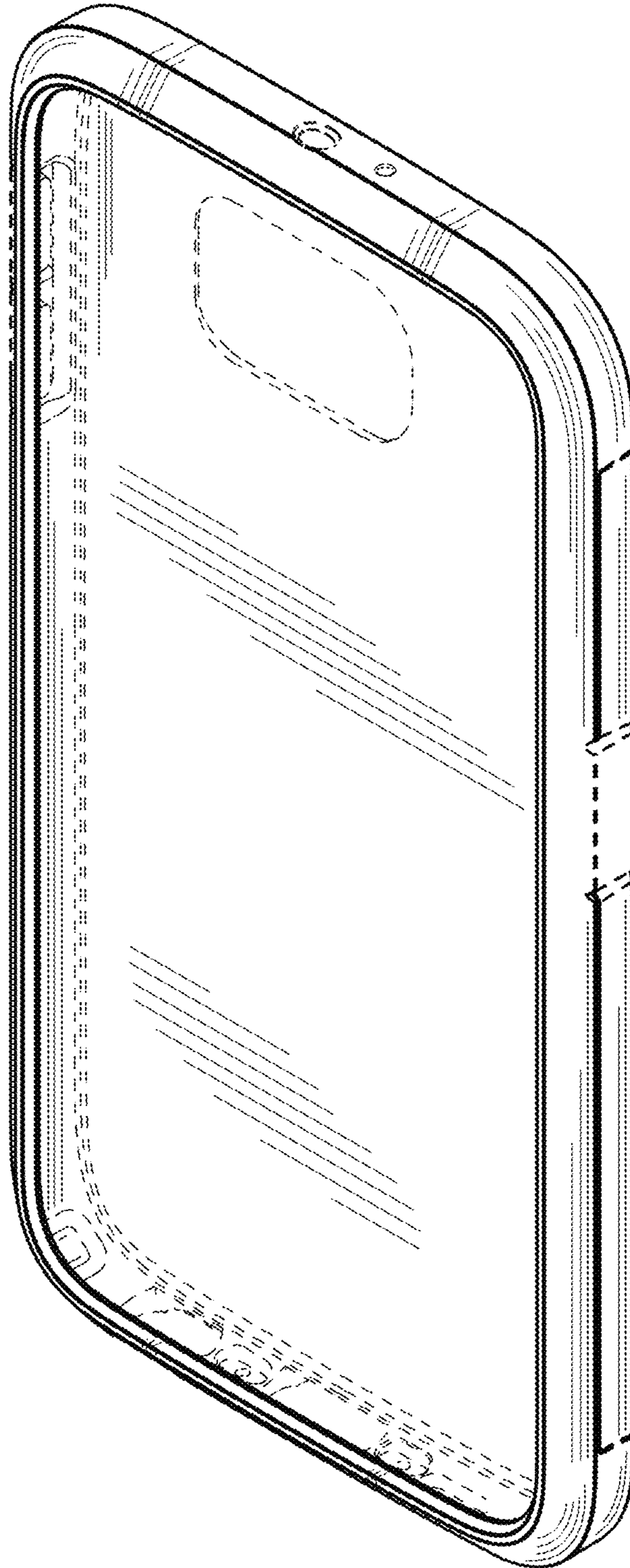


FIG. 2

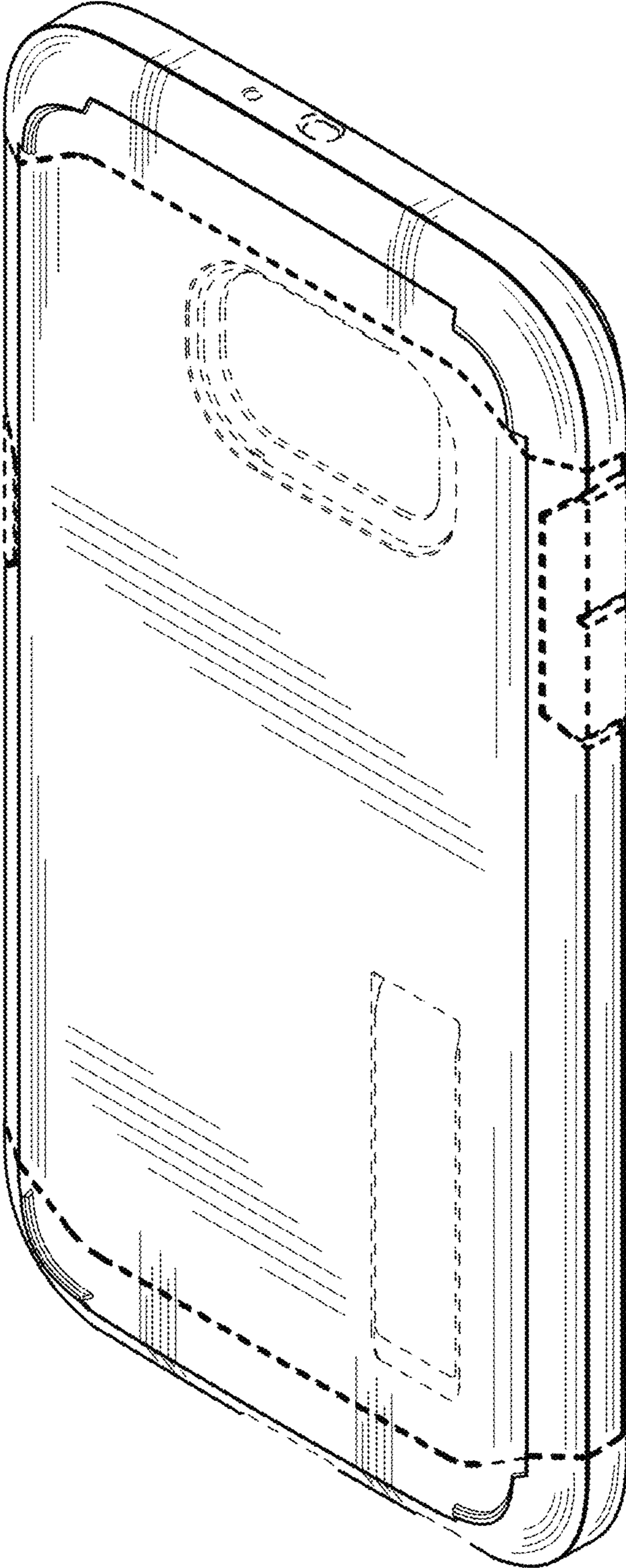


FIG. 3




FIG. 4

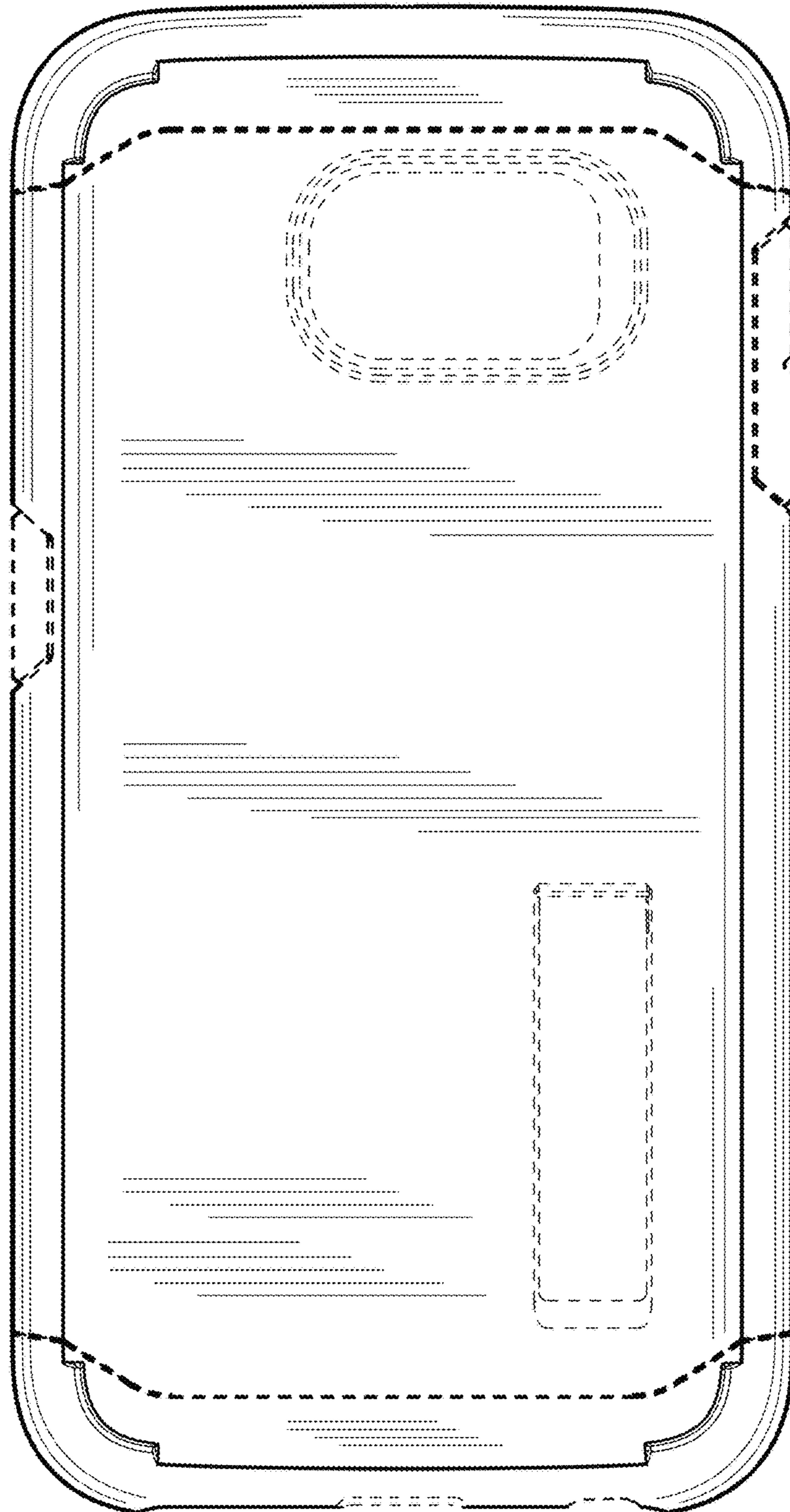


FIG. 5




FIG. 6

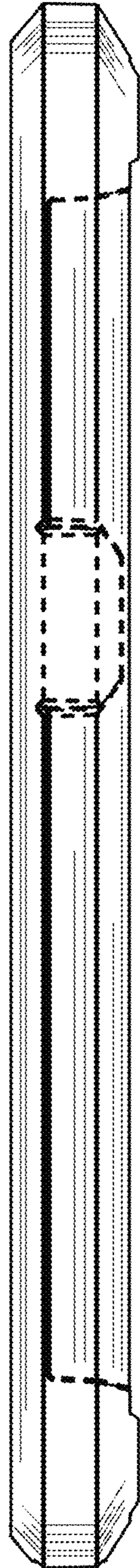


FIG. 7

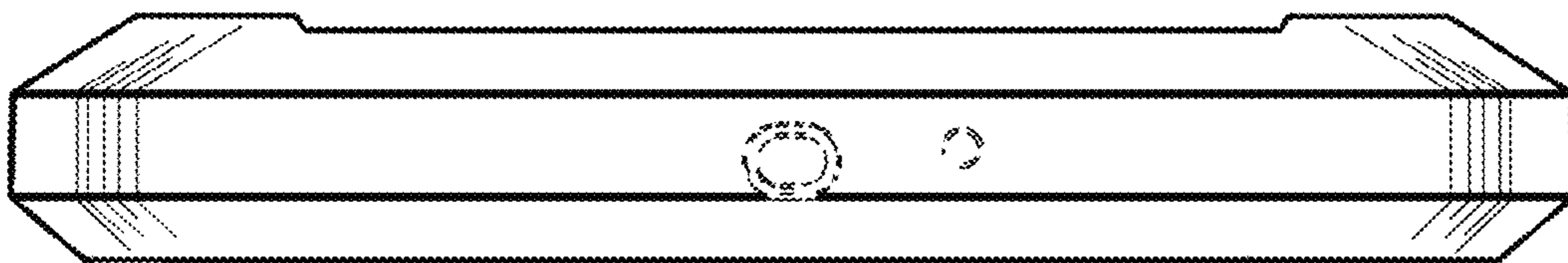


FIG. 8

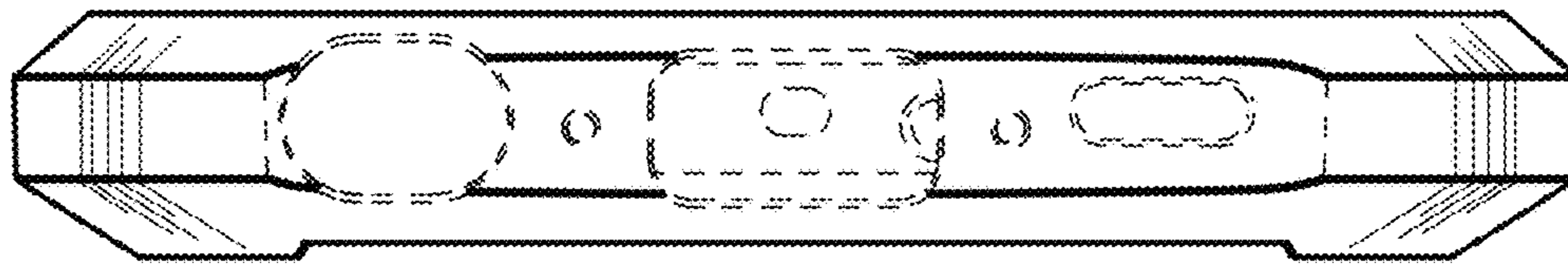


FIG. 9

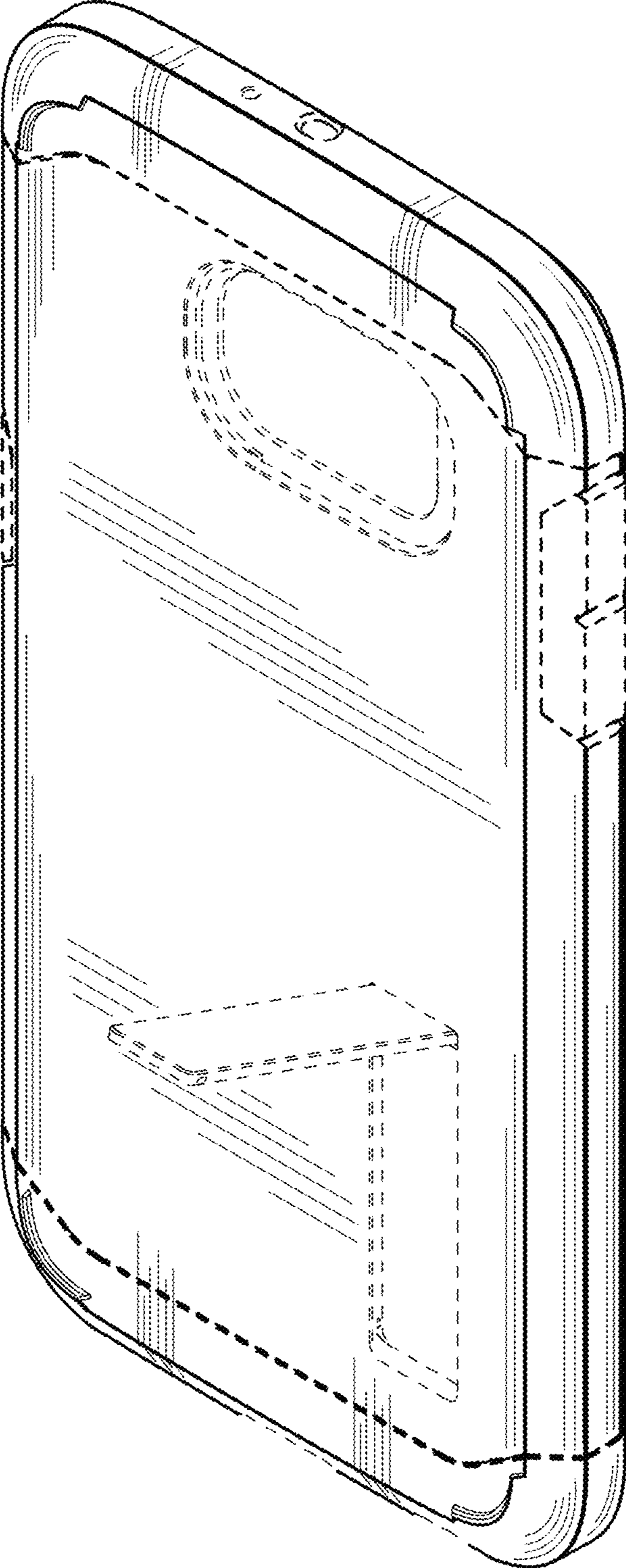


FIG. 10

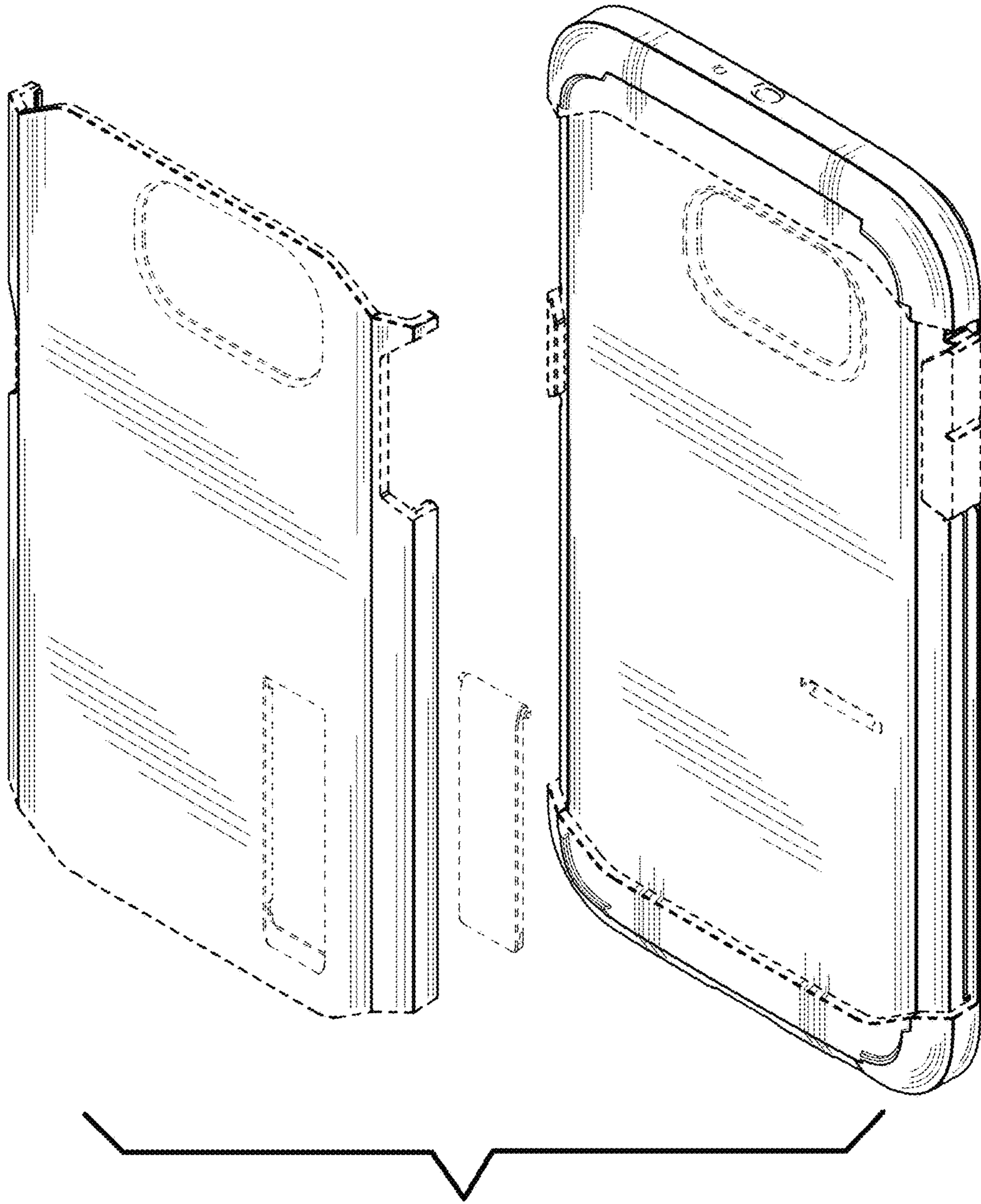


FIG. 11

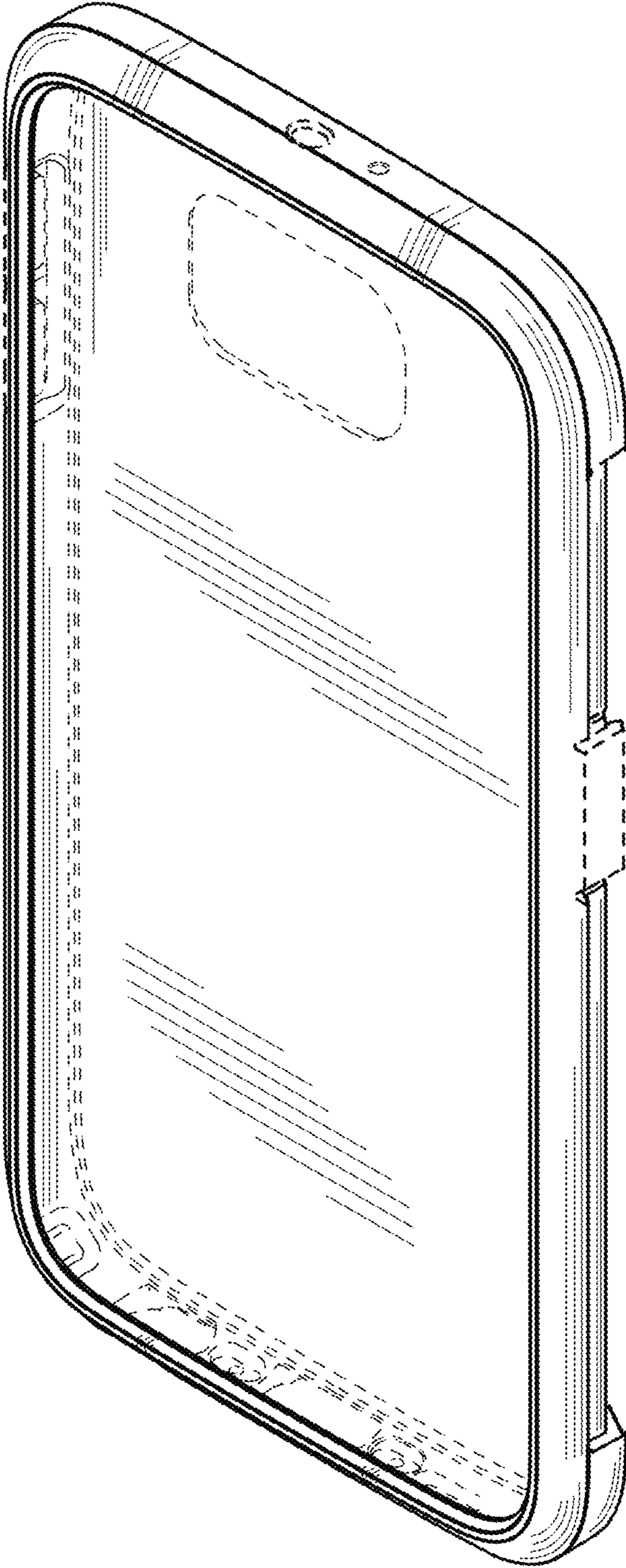


FIG. 12

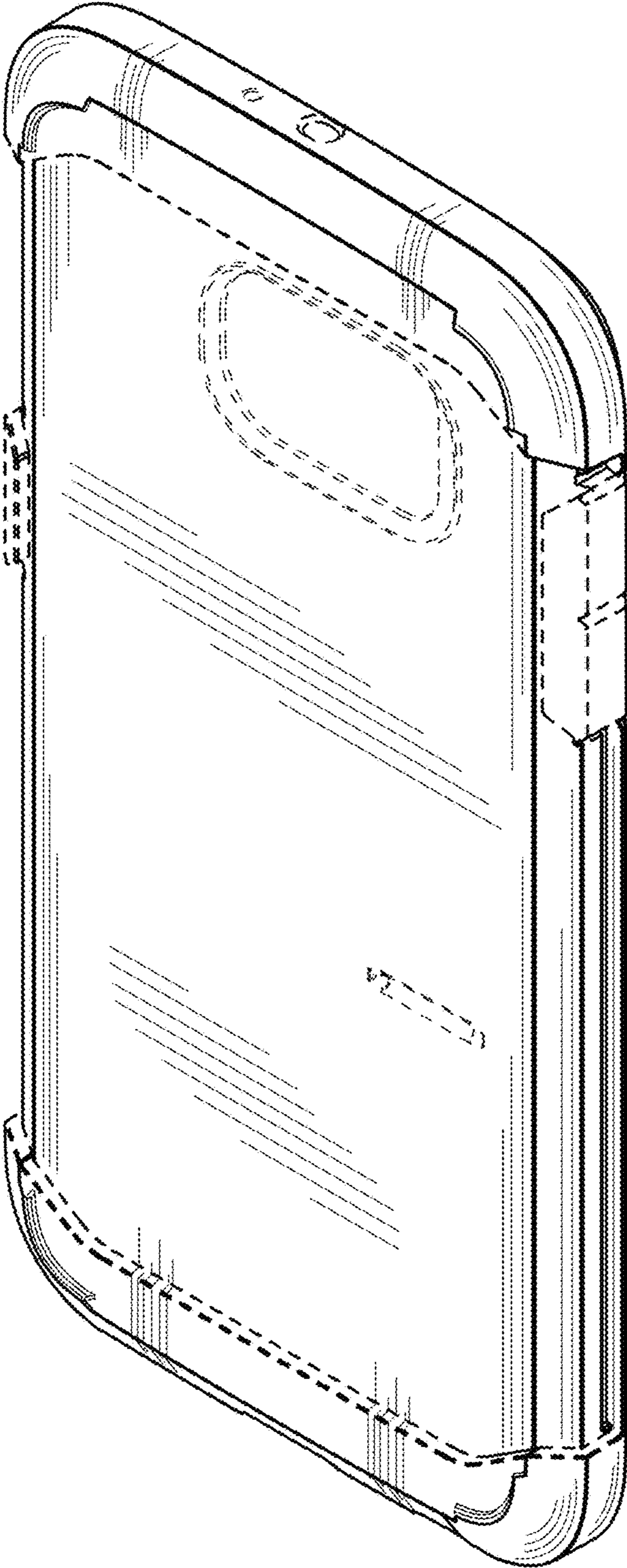


FIG. 13




FIG. 14




FIG. 15

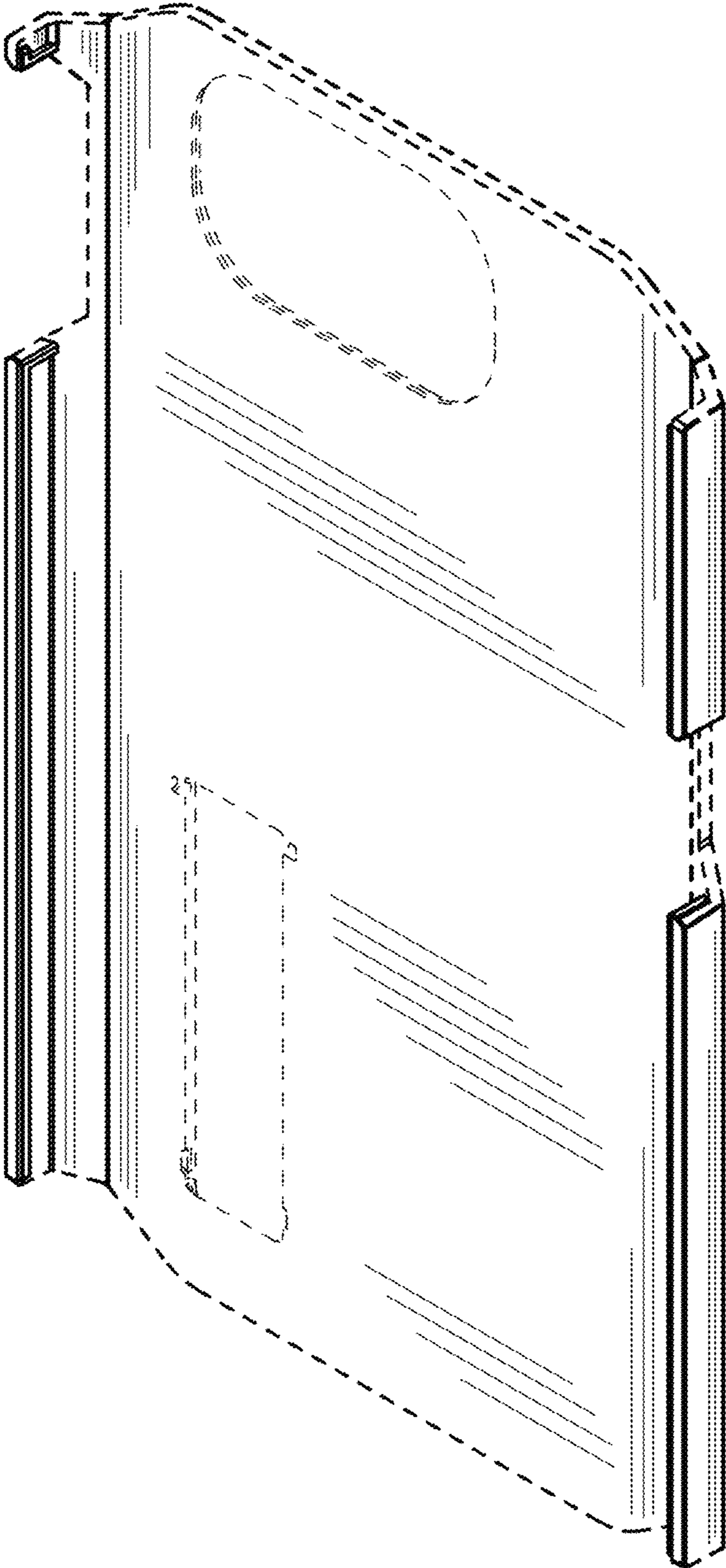


FIG. 16

