



US00D819011S

(12) **United States Design Patent**  
**Eulette**

(10) **Patent No.:** **US D819,011 S**

(45) **Date of Patent:** **\*\* May 29, 2018**

(54) **SHATTER RESISTANT DETACHABLE  
PHONE CASE**

(71) Applicant: **Jason A Eulette**, Sunrise, FL (US)

(72) Inventor: **Jason A Eulette**, Sunrise, FL (US)

(\*\*) Term: **15 Years**

(21) Appl. No.: **29/574,408**

(22) Filed: **Aug. 15, 2016**

(51) **LOC (11) Cl.** ..... **14-03**

(52) **U.S. Cl.**  
USPC ..... **D14/250**

(58) **Field of Classification Search**  
USPC ..... D14/143, 189, 203.2–203.7, 217, 238.1,  
D14/240, 248, 250–253, 440, 447, 496;  
D3/201, 218, 247–251, 269, 273, 301,  
D3/303; D13/103, 107–108, 119  
CPC ..... A45C 1/06; A45C 11/00; A45C 13/02;  
A45C 2011/002; A45F 2005/026; A45F  
2200/0525; A45F 2200/0516; H04B  
1/3888; H04M 1/0283; H04M 1/0202  
See application file for complete search history.

(56) **References Cited**

U.S. PATENT DOCUMENTS

D246,625 S \* 12/1977 Becker, III ..... D8/403  
D618,244 S \* 6/2010 Sweet ..... D14/299  
D641,354 S \* 7/2011 Hsu ..... D14/341

D693,819 S \* 11/2013 Cogguyt ..... D14/439  
D718,757 S \* 12/2014 Jaffee ..... D14/250  
D718,758 S \* 12/2014 Jaffee ..... D14/250  
D772,233 S \* 11/2016 Kuo ..... D14/439  
D786,854 S \* 5/2017 Kim ..... D14/250  
D797,746 S \* 9/2017 Heiss ..... D14/432  
D799,462 S \* 10/2017 Wright ..... D14/250

\* cited by examiner

*Primary Examiner* — Cathron C Brooks

*Assistant Examiner* — Aula Soroush

(74) *Attorney, Agent, or Firm* — Colls IP Group, LLC;  
David Colls

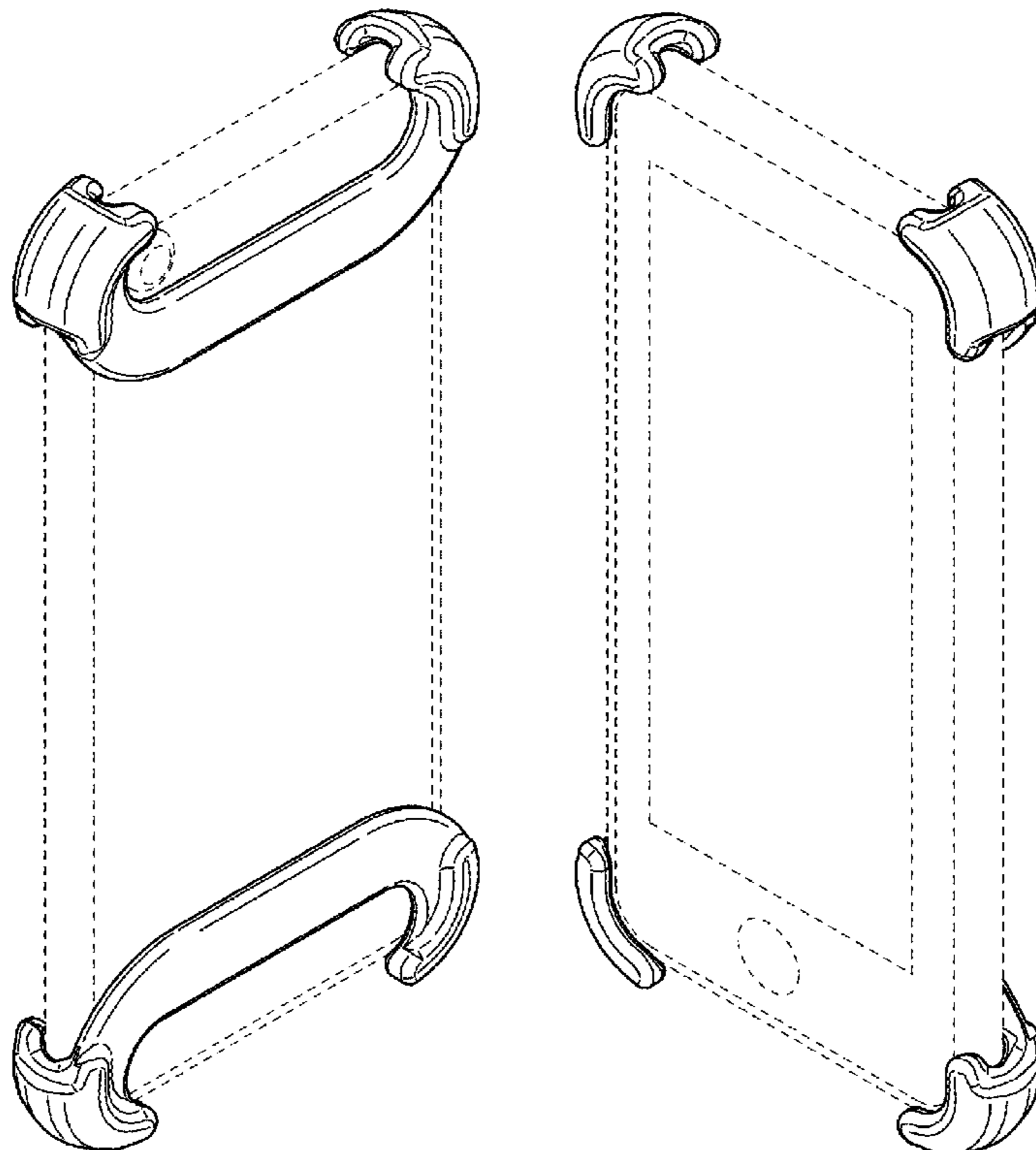
(57) **CLAIM**

I claim the ornamental design for a shatter resistant detachable phone case, as shown and described.

**DESCRIPTION**

FIG. 1 is a top-rear isometric view of a shatter resistant detachable phone case;  
FIG. 2 is a top-front isometric view thereof;  
FIG. 3 is a front plan view thereof;  
FIG. 4 is a rear plan view thereof;  
FIG. 5 is a left side view thereof;  
FIG. 6 is a right side view thereof;  
FIG. 7 is a top plan view thereof; and,  
FIG. 8 is a bottom plan view thereof.  
The broken lines in the drawings illustrate environmental structure that forms no part of the claimed design.

**1 Claim, 6 Drawing Sheets**



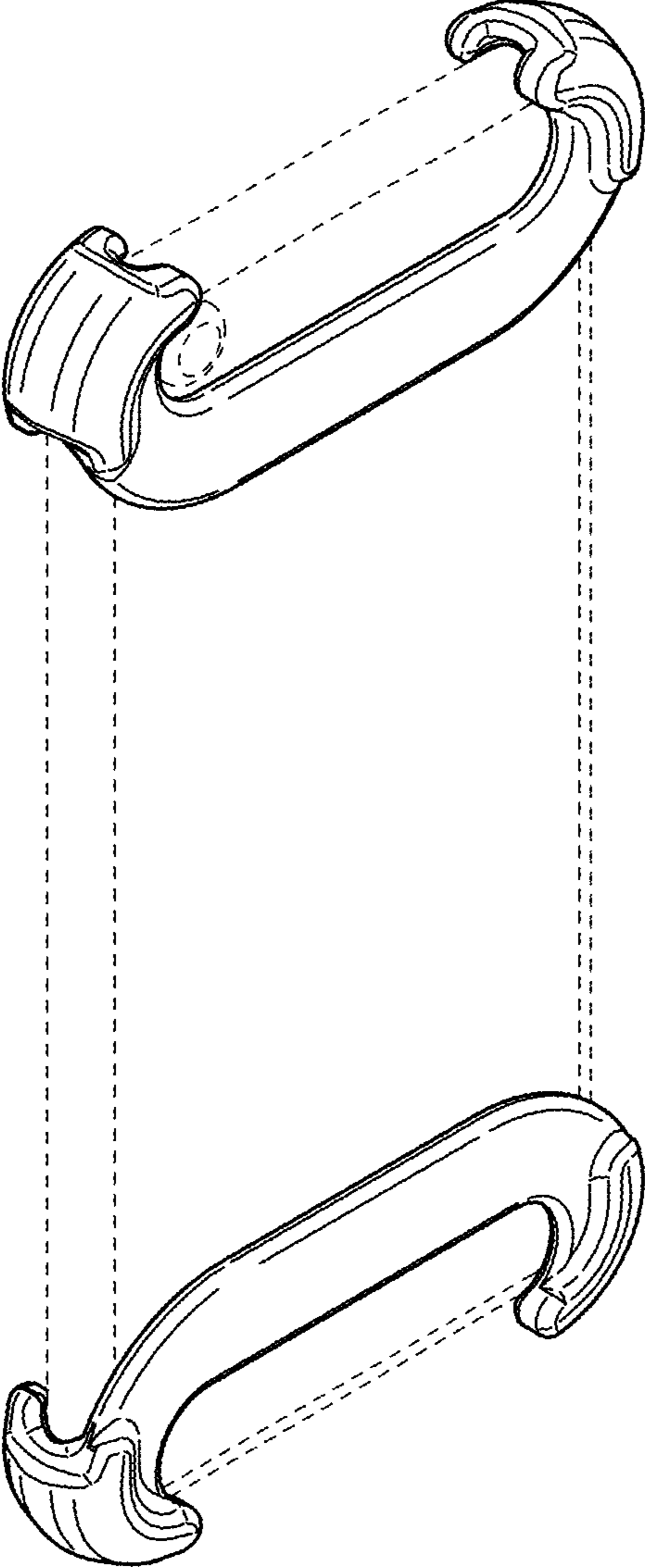


FIG. 1

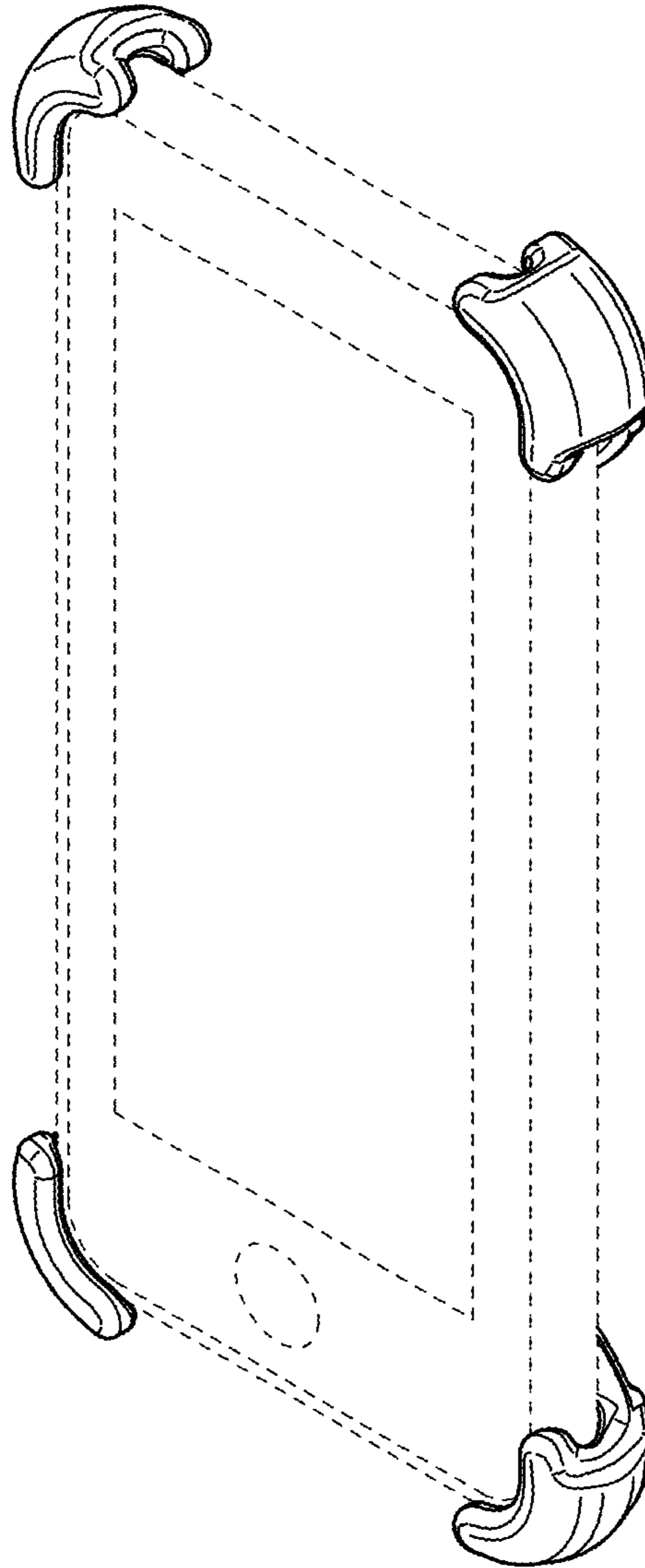


FIG. 2




FIG. 3




FIG. 4




FIG. 5




FIG. 6

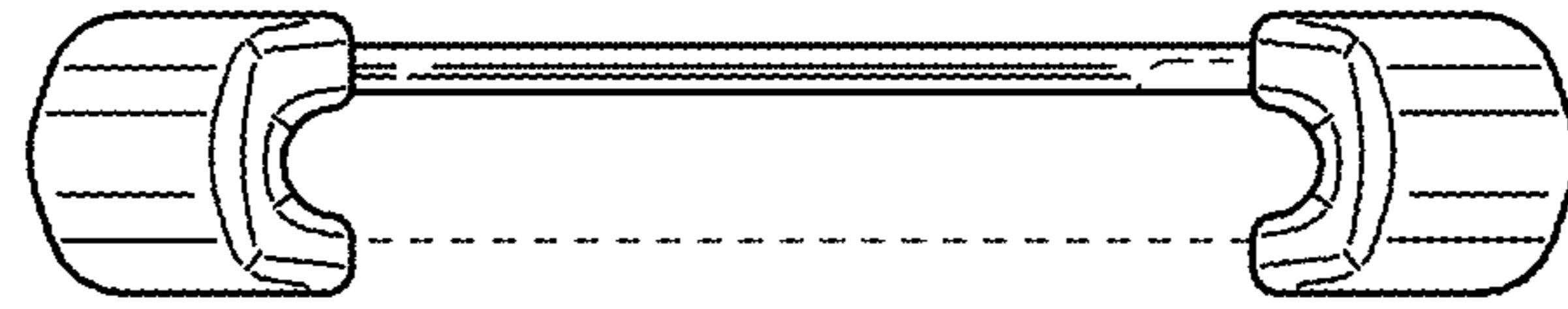


FIG. 7

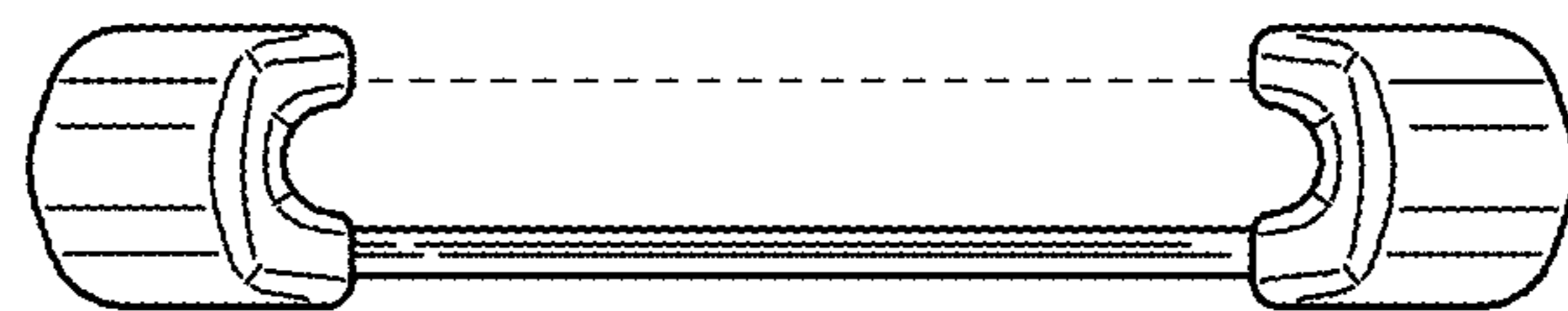


FIG. 8