



US00D819007S

(12) **United States Design Patent** (10) **Patent No.:** **US D819,007 S**
Kim et al. (45) **Date of Patent:** **** May 29, 2018**

(54) **COVER FOR AN ELECTRONIC DEVICE**

(71) Applicant: **SAMSUNG ELECTRONICS CO., LTD.**, Suwon-si (KR)

(72) Inventors: **Yoonyoung Kim**, Seongnam-si (KR);
Keemoon Lee, Yongin-si (KR);
Kyunghoon Kim, Seoul (KR)

(73) Assignee: **Samsung Electronics Co., Ltd.**, Suwon-si (KR)

(**) Term: **15 Years**

(21) Appl. No.: **29/569,030**

(22) Filed: **Jun. 23, 2016**

(30) **Foreign Application Priority Data**

Dec. 24, 2015 (KR) 30-2015-0066092
Feb. 12, 2016 (KR) 30-2016-0006589

(51) **LOC (11) Cl.** **14-03**

(52) **U.S. Cl.**
USPC **D14/250**

(58) **Field of Classification Search**
USPC D14/250; 455/575.8
CPC A45C 11/00; A45C 2011/002
See application file for complete search history.

(56) **References Cited**

U.S. PATENT DOCUMENTS

D582,405 S * 12/2008 Andre D3/299
D726,173 S * 4/2015 Kim D14/250
D727,332 S * 4/2015 Hirsch D14/440
D747,705 S * 1/2016 Kim D14/250
D748,084 S * 1/2016 Kim D14/250
D769,853 S * 10/2016 Kim D14/250
D773,446 S * 12/2016 Kim D14/250
D774,496 S * 12/2016 Kim D14/250
D777,158 S * 1/2017 Lee D14/250
D777,159 S * 1/2017 Lee D14/250

D777,161 S * 1/2017 Lee D14/250
D777,718 S * 1/2017 Lee D14/250
D779,475 S * 2/2017 Park D14/250
D781,278 S * 3/2017 Kim D14/250
D791,114 S * 7/2017 Lee D14/250
D791,756 S * 7/2017 Kim D14/250
D791,758 S * 7/2017 Lee D14/250

(Continued)

OTHER PUBLICATIONS

Galaxy S3 Flip Cover, posted at amazon.com, posting date not given, [online], [site visited Aug. 17, 2017]. Available from Internet, URL: <https://www.amazon.com/SamsungFlipCoverGalaxyGreen/dp/B0089KJX60>.*

(Continued)

Primary Examiner — George D. Kirschbaum

Assistant Examiner — Maria J Edwards

(74) *Attorney, Agent, or Firm* — NSIP Law

(57) **CLAIM**

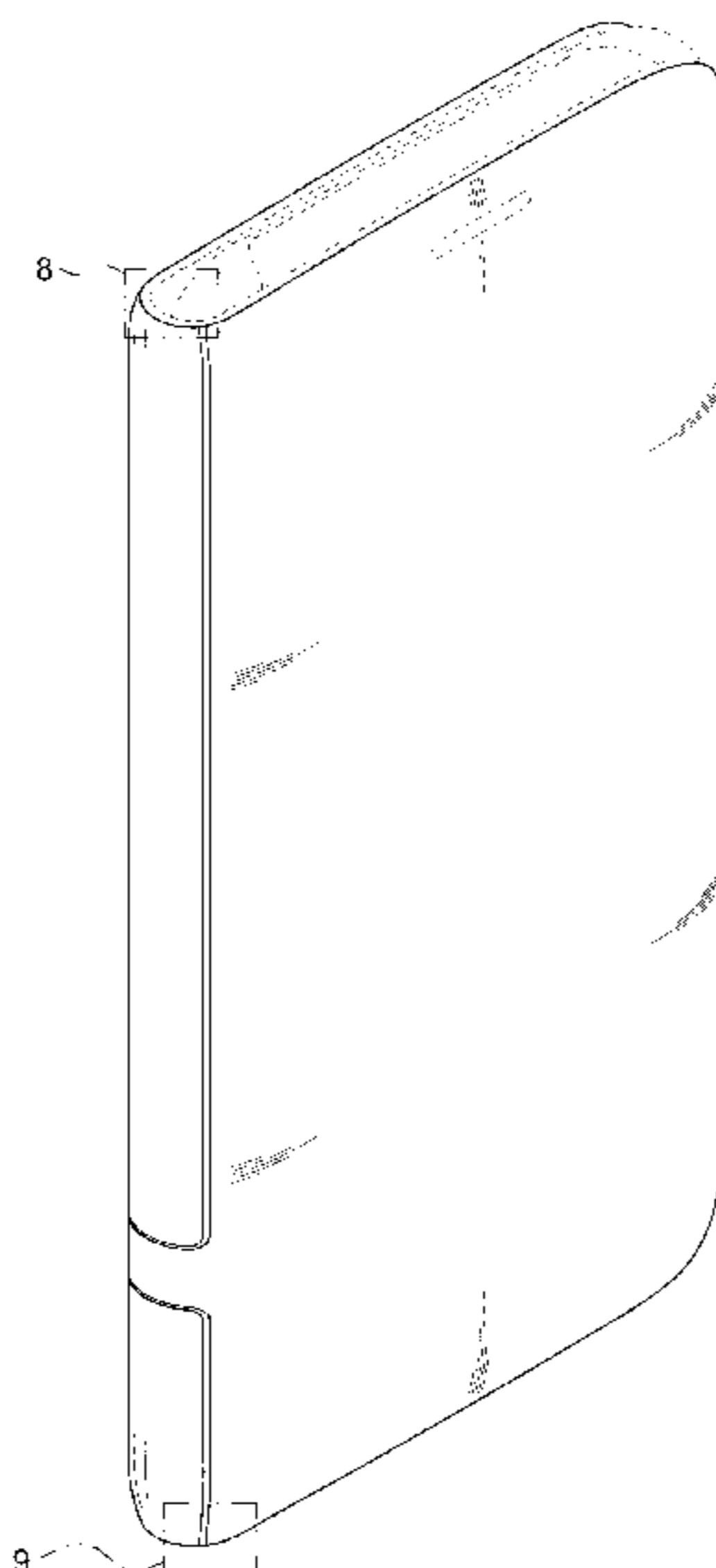
We claim the ornamental design for a cover for an electronic device, as shown and described.

DESCRIPTION

FIG. 1 is a front perspective view of a cover for an electronic device showing our new design;
FIG. 2 is a front view thereof;
FIG. 3 is a rear view thereof;
FIG. 4 is a left-side view thereof;
FIG. 5 is a right-side view thereof;
FIG. 6 is a top view thereof;
FIG. 7 is a bottom view thereof;
FIG. 8 is an enlarged view of the encircled portion in FIG. 1; and,
FIG. 9 is an enlarged view of the encircled portion in FIG. 1.

The broken lines in the figures depict environmental subject matter and form no part of the claimed design.

1 Claim, 6 Drawing Sheets



(56)

References Cited

U.S. PATENT DOCUMENTS

D794,008 S * 8/2017 Lee D14/250
D794,009 S * 8/2017 Lee D14/250
2012/0085679 A1* 4/2012 Kim A45C 3/001
206/736
2014/0185206 A1* 7/2014 Kim H05K 5/0017
361/679.01

OTHER PUBLICATIONS

Galaxy S7 Case LED View Flip Cover, posted at amazon.com, posting date not given, [online], [site visited Aug. 17, 2017]. Available from Internet, URL: <https://www.amazon.com/Samsung-GalaxyCaseViewCover/dp/B01B1WDKMK>.*

Galaxy S7 edge Case S-View Clear Flip Cover, posted at amazon.com, posting date not given, [online], [site visited Aug. 17, 2017]. Available from Internet, URL: <https://www.amazon.com/Samsung-GalaxySViewClearCover/dp/B01B1WB93C>.*

* cited by examiner

FIG. 1




FIG.2




FIG.3




FIG.4




FIG.5




FIG.6

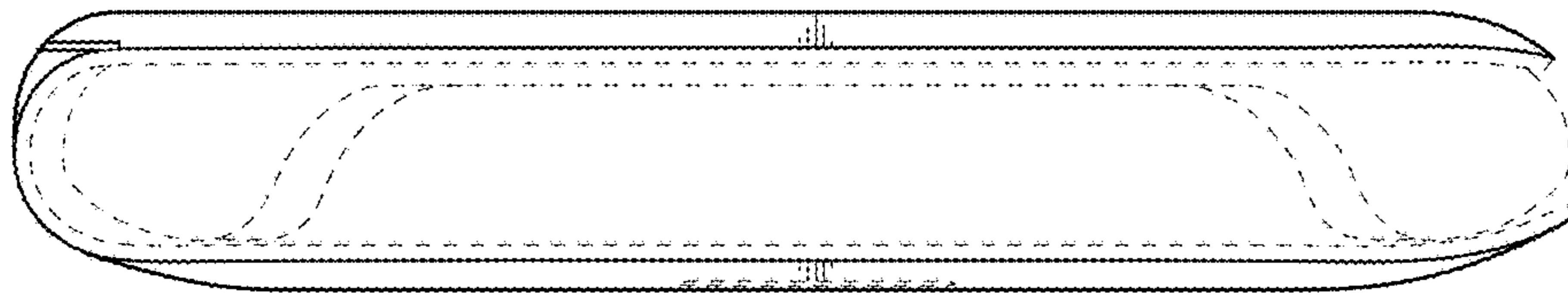


FIG.7

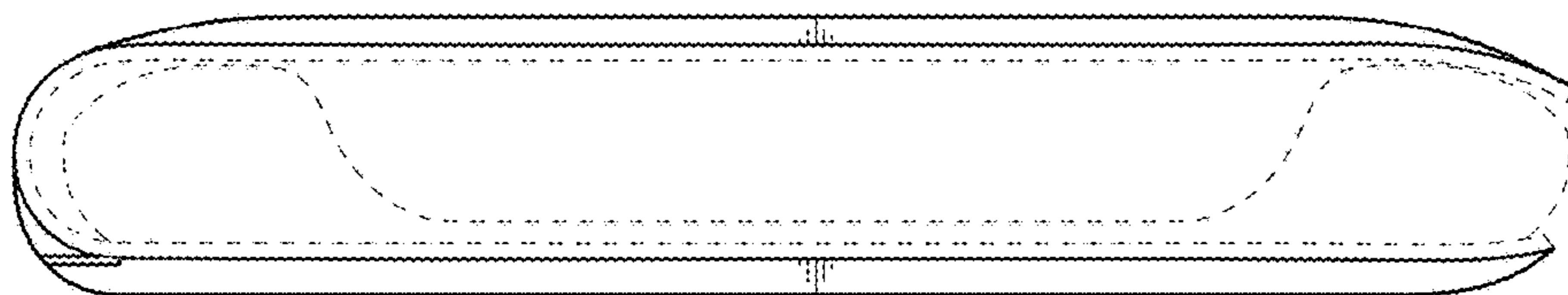


FIG.8

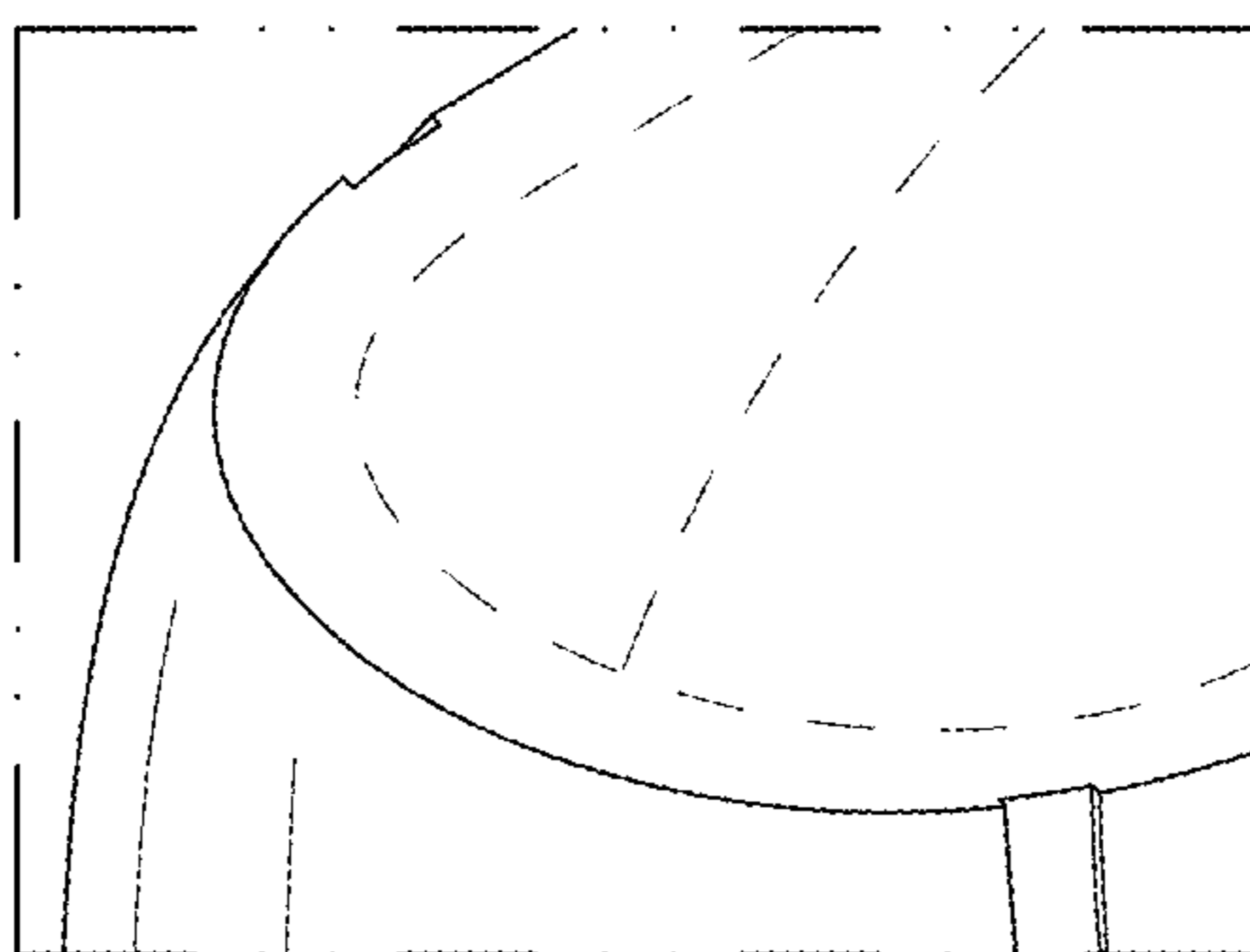


FIG.9

