



US00D818985S

(12) **United States Design Patent**
Perea, Jr. et al.

(10) **Patent No.:** **US D818,985 S**

(45) **Date of Patent:** **** May 29, 2018**

- (54) **DUTY STATION**
- (71) Applicant: **Rauland-Borg Corporation**, Mount Prospect, IL (US)
- (72) Inventors: **Levi J. Perea, Jr.**, Chicago, IL (US); **Carl J. Renaghan**, Chicago, IL (US)
- (73) Assignee: **Rauland-Borg Corporation**, Mount Prospect, IL (US)
- (**) Term: **15 Years**
- (21) Appl. No.: **29/599,268**
- (22) Filed: **Mar. 31, 2017**
- (51) **LOC (11) Cl.** **14-03**
- (52) **U.S. Cl.**
USPC **D14/159**
- (58) **Field of Classification Search**
USPC D14/167, 154, 168, 188, 496, 156, 160, D14/161, 162, 163, 164, 165, 158, 253, D14/192, 159, 155, 138 AB, 137, 104.1; 455/351, 350, 353; D10/104, 106, 65, D10/78; 340/573.4, 573.1
CPC . G06F 3/16; G08B 3/00; H04M 11/00; H04N 7/14; H04N 7/26
See application file for complete search history.

- D736,738 S * 8/2015 Larson D14/159
- D761,754 S * 7/2016 Michielan D14/159
- D761,755 S * 7/2016 Michielan D14/159
- D769,210 S * 10/2016 Haro D14/159
- D772,837 S * 11/2016 Larson D14/159
- D795,833 S * 8/2017 Zhou D14/159
- D800,087 S * 10/2017 Shanes D14/159
- D800,686 S * 10/2017 Hinkel D14/159

* cited by examiner

Primary Examiner — Austin Murphy

(74) *Attorney, Agent, or Firm* — Leydig, Voit & Mayer, Ltd

(57) **CLAIM**

The ornamental design for a duty station, as shown and described.

DESCRIPTION

FIG. 1 is a top, front and right side perspective view of a duty station showing our new design;
 FIG. 2 is a top plan view of the duty station shown in FIG. 1;
 FIG. 3 is a bottom plan view of the duty station shown in FIG. 1;
 FIG. 4 is a front elevational view of the duty station shown in FIG. 1;
 FIG. 5 is a rear elevational view of the duty station shown in FIG. 1;
 FIG. 6 is a left elevational side view of the duty station shown in FIG. 1; and,
 FIG. 7 is a right elevational side view of the duty station shown in FIG. 1.

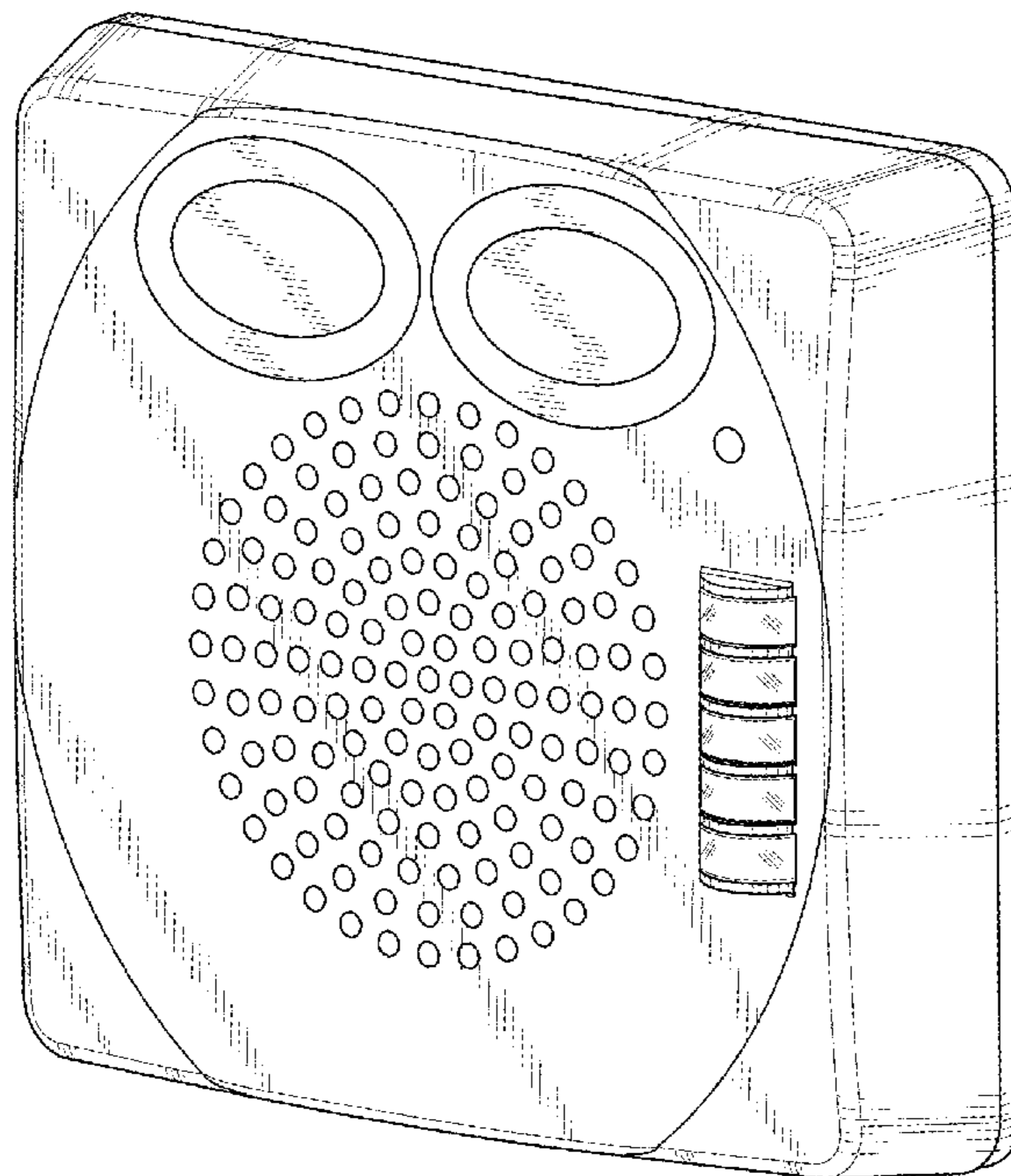
The broken lines shown in the drawings represent portions of the duty station that form no part of the claimed design.

1 Claim, 5 Drawing Sheets

(56) **References Cited**

U.S. PATENT DOCUMENTS

- D490,396 S * 5/2004 Yamaguchi D14/142
- D527,055 S * 8/2006 Hester D10/116.1
- D562,306 S * 2/2008 Jeong D14/159
- D575,764 S * 8/2008 Nakashima D14/159
- D681,600 S * 5/2013 Gebski D14/159



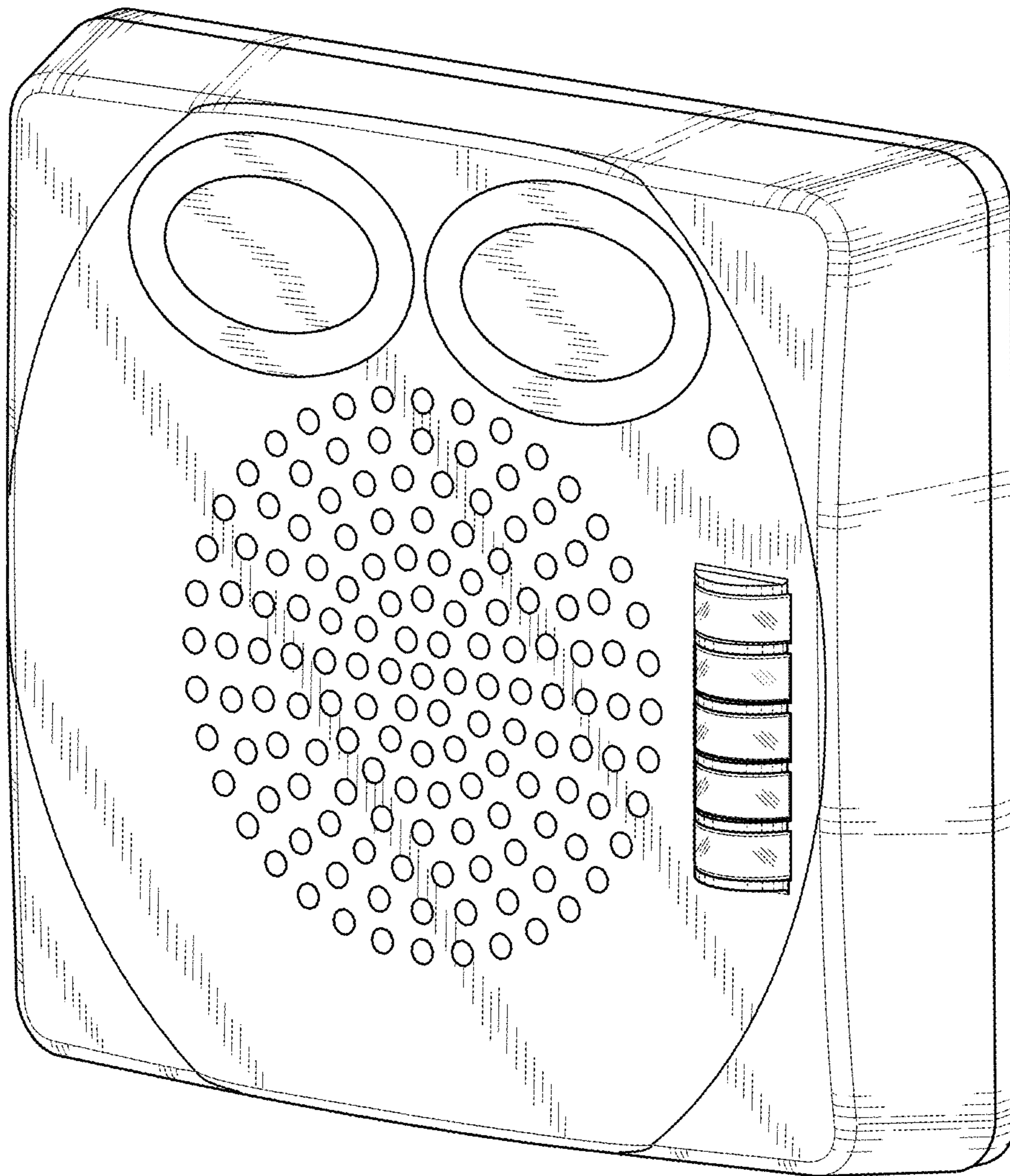


FIG. 1

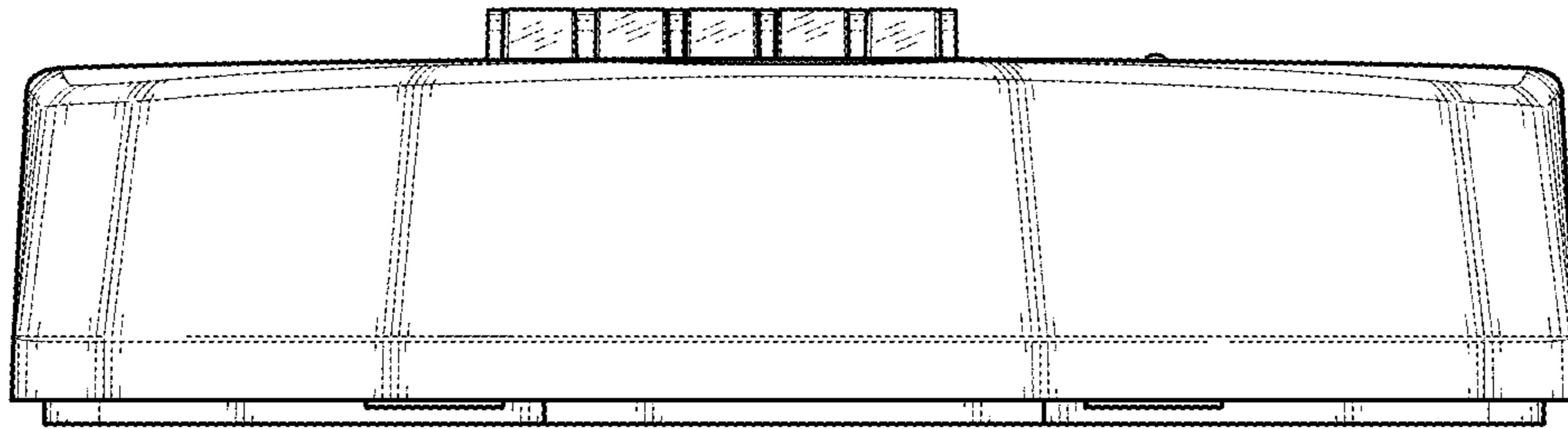


FIG. 2

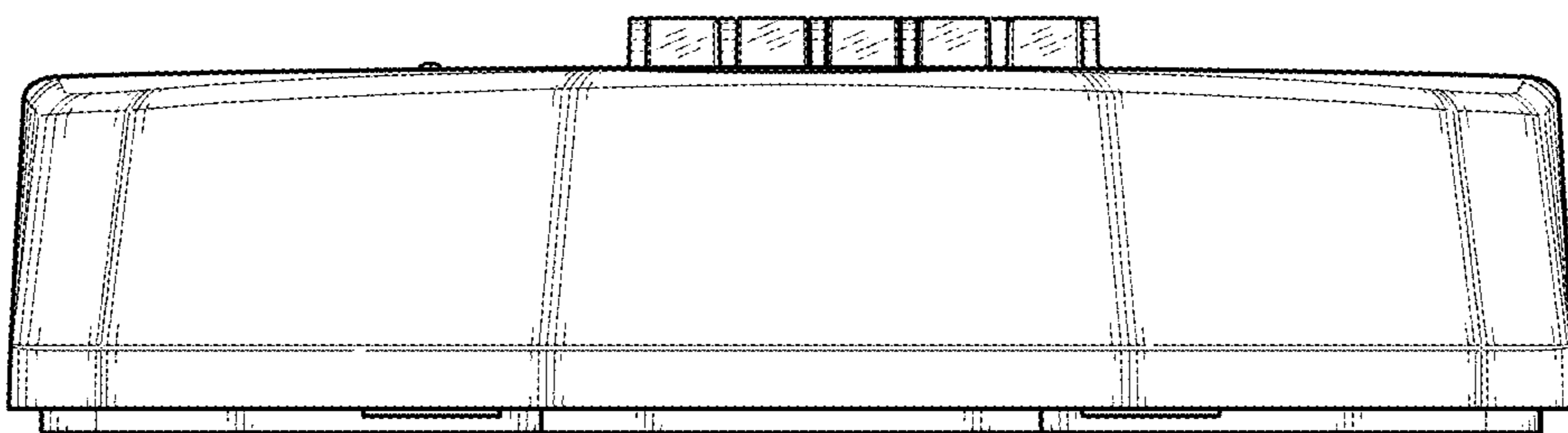


FIG. 3

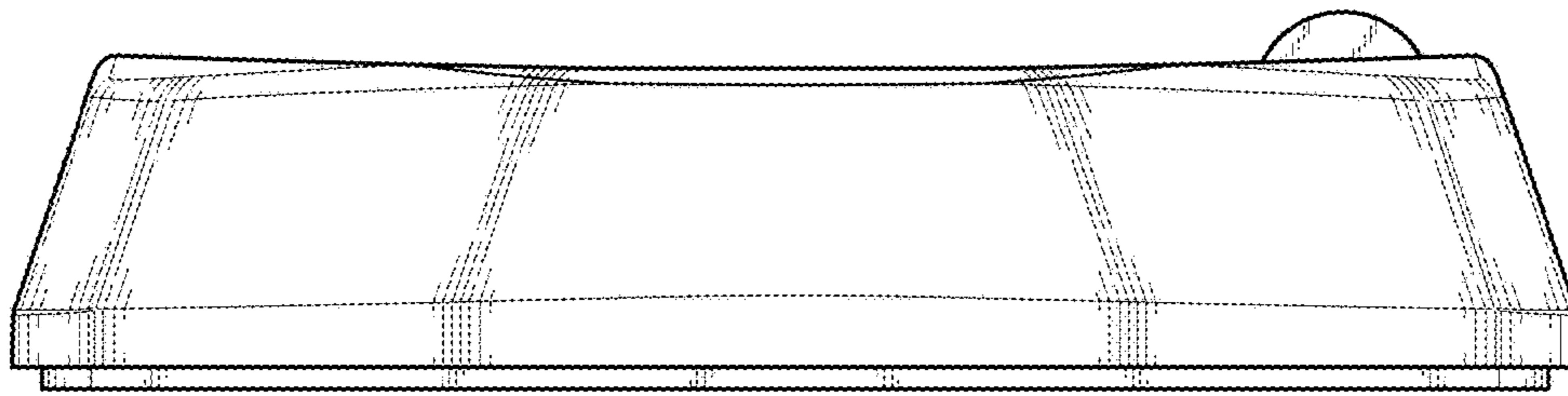


FIG. 4

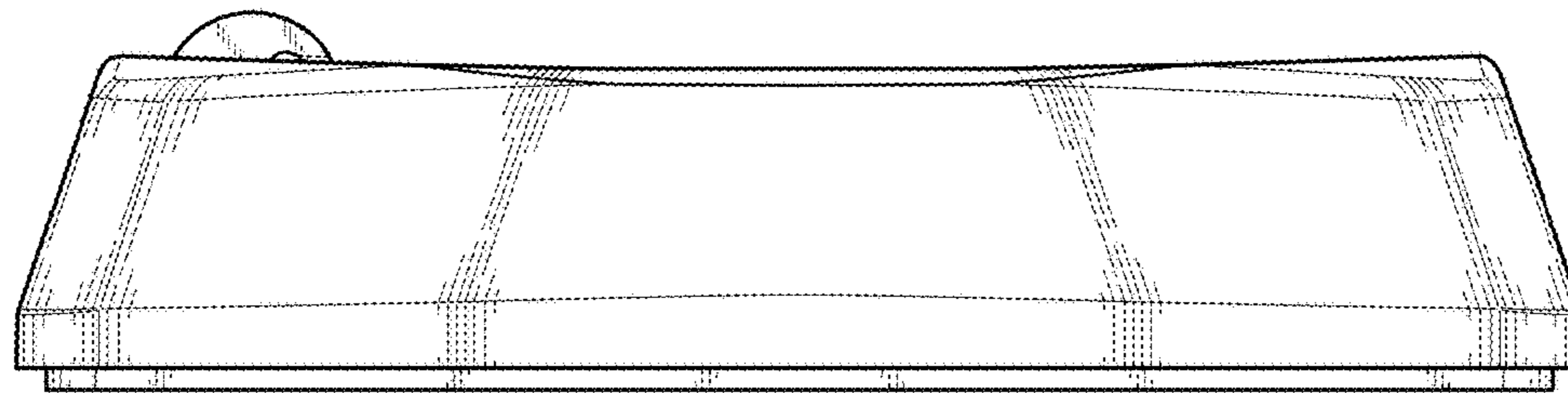


FIG. 5

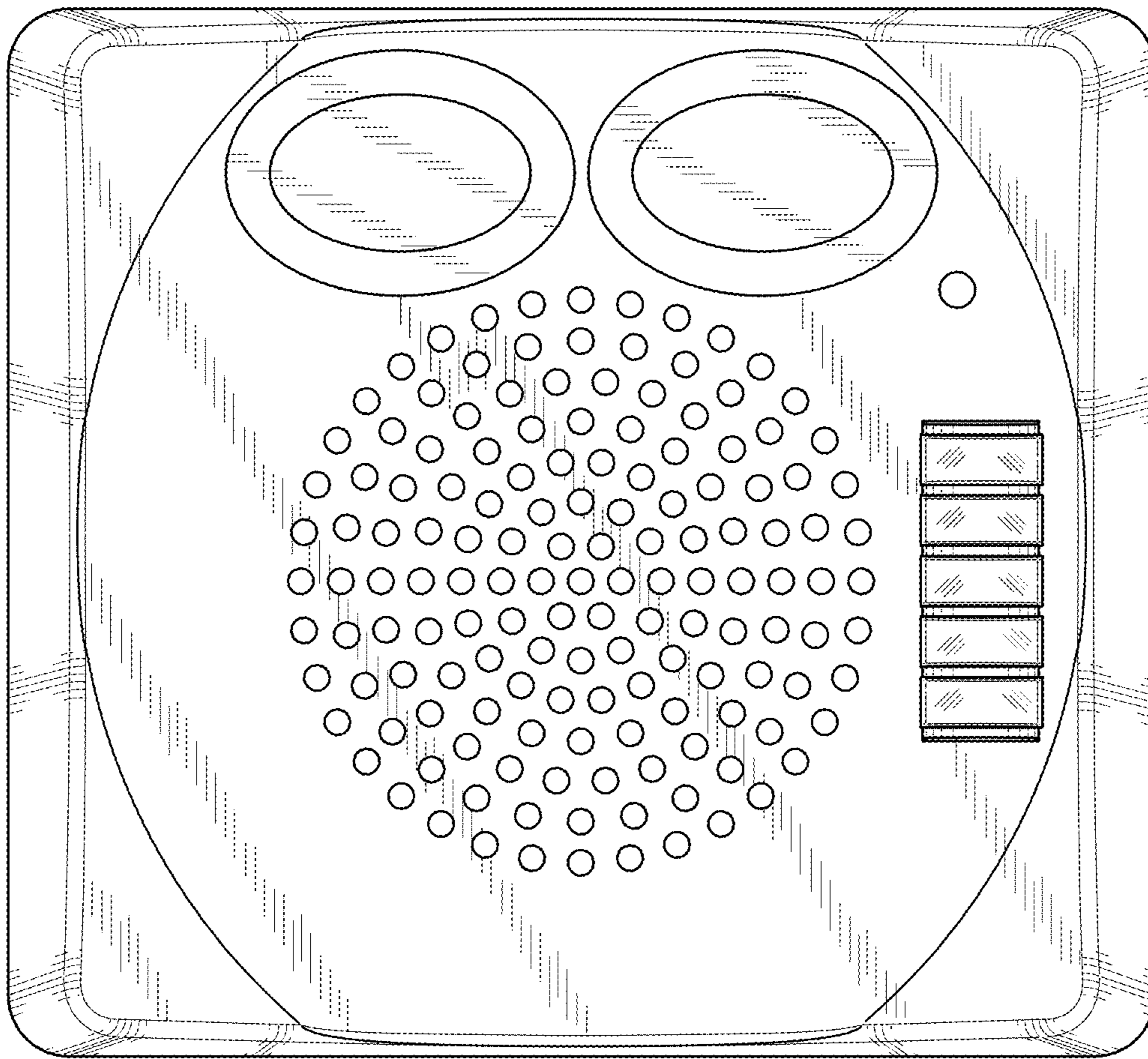


FIG. 6



FIG. 7