



US00D818958S

(12) **United States Design Patent** (10) **Patent No.:** **US D818,958 S**
Obermöller (45) **Date of Patent:** **** *May 29, 2018**

(54) **VALVE DRIVE**

FOREIGN PATENT DOCUMENTS

(71) Applicant: **Karl Dungs GmbH & Co. KG**,
Urbach (DE)

DE 102012202569 A1 * 8/2013 F01L 1/143
EM 002765309 A1 * 8/2014 F04B 1/063
EM 003029149-0007 * 3/2016

(72) Inventor: **Nils Obermöller**, Schorndorf (DE)

OTHER PUBLICATIONS

(73) Assignee: **KARL DUNGS GMBH & CO. KG**,
Urbach (DE)

Saeco Coffee posted by Saeco posted date Dec. 20, 2016, © Amazon, [online], [site visited Aug. 31, 2017]. Available from Internet, https://www.amazon.com/Saeco-HD8924-47-PicoBaristo-Automatic/dp/B01MRZHXAS/ref=pd_rhf_se_p_img_1?encoding=UTF8&psc=1&refRID=830XCDP6QW6EJTY5QX91.*

(*) Notice: This patent is subject to a terminal disclaimer.

(**) Term: **15 Years**

(Continued)

(21) Appl. No.: **29/577,633**

Primary Examiner — Cynthia Ramirez

(22) Filed: **Sep. 14, 2016**

Assistant Examiner — Laura H Yu

(30) **Foreign Application Priority Data**

Mar. 15, 2016 (EM) 003029297

(74) *Attorney, Agent, or Firm* — Fitch, Even, Tabin & Flannery LLP

(51) **LOC (11) Cl.** **13-02**

(57) **CLAIM**

(52) **U.S. Cl.**

I claim the ornamental design for a valve drive, as shown and described.

USPC **D13/118; D23/233**

DESCRIPTION

(58) **Field of Classification Search**

USPC D23/233, 234–237, 244–249; D13/118; 436/160; 422/51; D15/199, 5; 137/554, 137/557, 560, 882, 884, 269, 271, 343, 137/625.64; 251/12, 129.04, 219, 331, 251/30.01

FIG. 1 is a perspective view of a valve drive of my new design;
FIG. 2 is a front elevational view of the valve drive of FIG. 1;
FIG. 3 is a rear elevational view of the valve drive of FIG. 1;
FIG. 4 is a right side elevational view of the valve drive of FIG. 1;
FIG. 5 is a left side elevational view of the valve drive of FIG. 1;
FIG. 6 is a top plan view of the valve drive of FIG. 1; and, FIG. 7 is a bottom plan view of the valve drive of FIG. 1. The broken lines in the figures are for the purpose of illustrating portions of the valve drive that form no part of the claimed design.

CPC .. F01L 9/04; F01L 1/143; F04B 1/063; F16K 27/08; F16K 31/12; F16K 31/0675; F16K 31/1266; F16K 31/007; F16K 31/0679

See application file for complete search history.

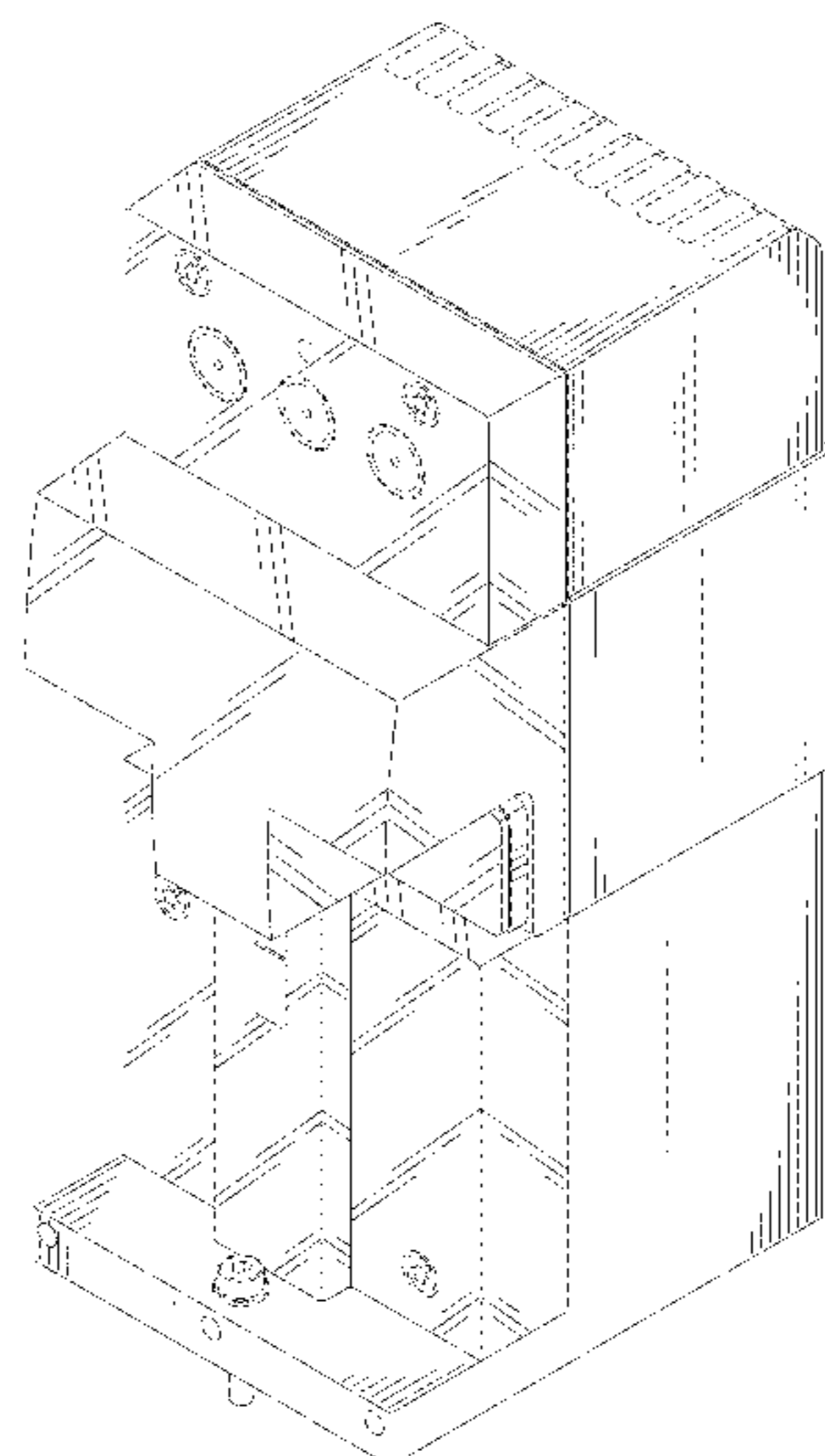
(56) **References Cited**

U.S. PATENT DOCUMENTS

D246,907 S * 1/1978 Fialkowski D23/233
D410,522 S * 6/1999 Hayashi D23/233

(Continued)

1 Claim, 6 Drawing Sheets



(56)

References Cited

U.S. PATENT DOCUMENTS

7,947,223 B2 * 5/2011 Carlsson G01N 25/20
374/31
D731,028 S * 6/2015 Weidner D23/233
2009/0301581 A1 * 12/2009 MacNeal F16K 1/306
137/505.14
2015/0276085 A1 * 10/2015 Bleeck F02M 63/0036
251/129.15

OTHER PUBLICATIONS

Combustion Controls posted by Dungs posted date Mar. 10, 2017,
© Dungs Combustion Control, [online], [site visited Aug. 31, 2017].
Available from Internet, <https://www.dungs.com/en/service/press-information/>.*

MultiBlock posted by Dungs posted date unknown, © Dungs
Combustion Control, [online], [site visited Aug. 31, 2017]. Avail-
able from Internet, <https://www.dungs.com/en/service/press-information/>.*

* cited by examiner

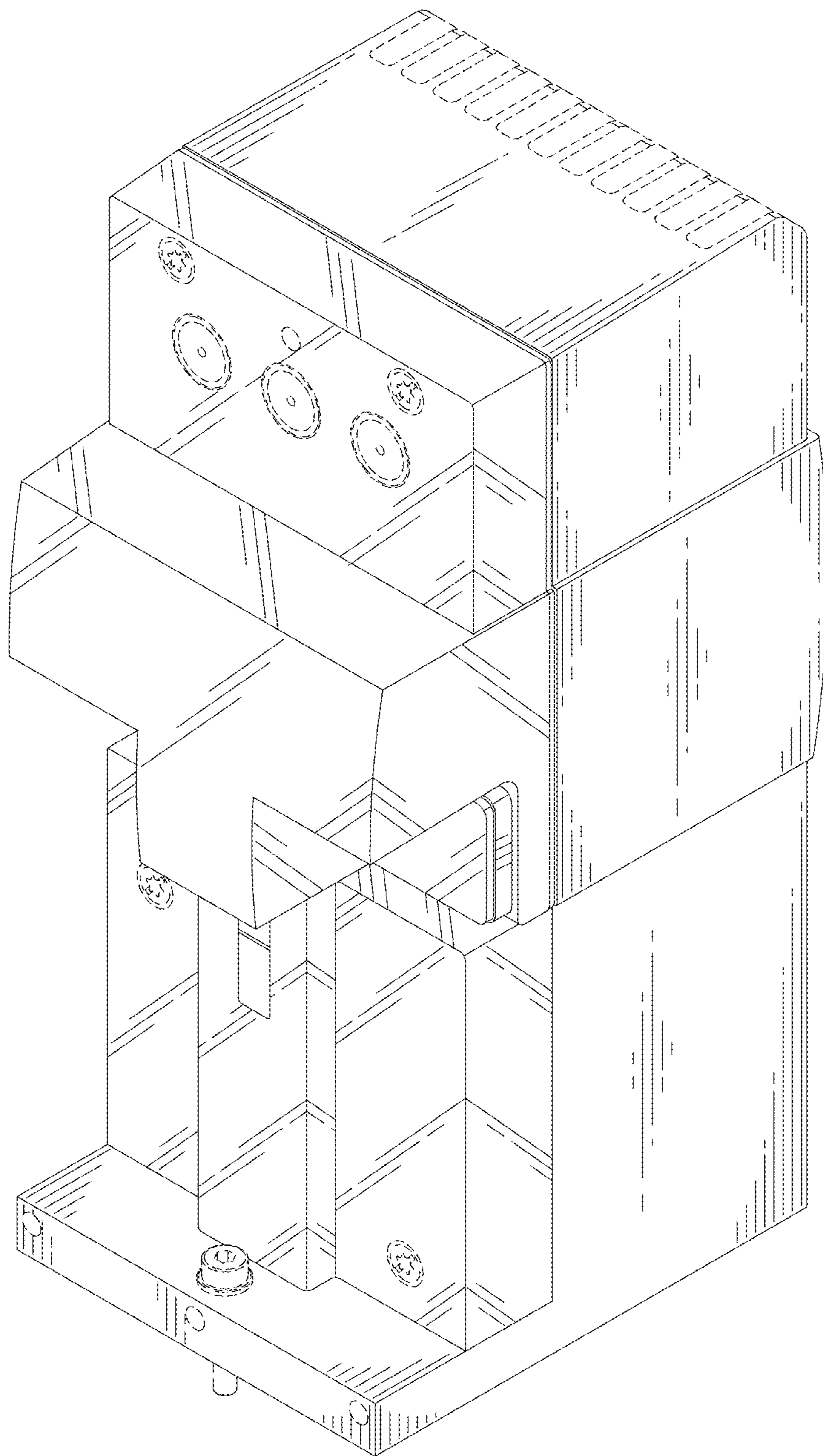


FIG. 1

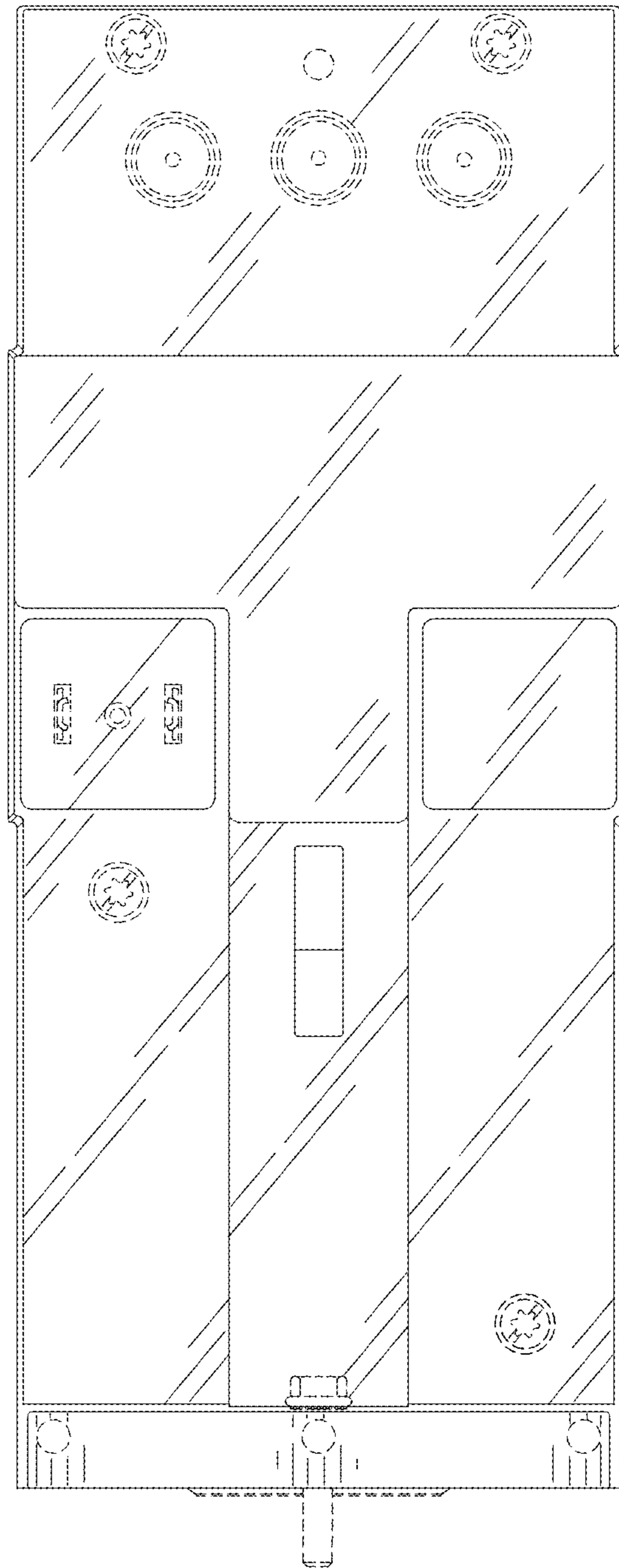


FIG. 2

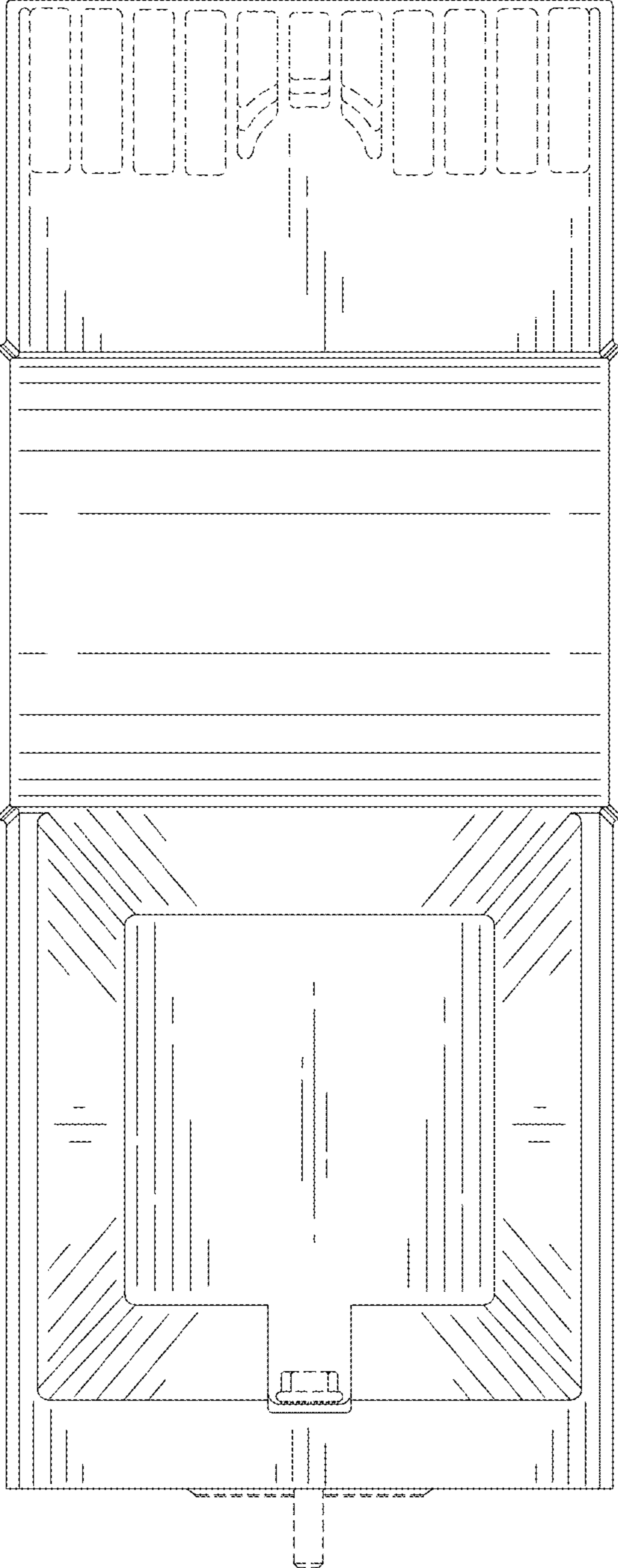


FIG. 3

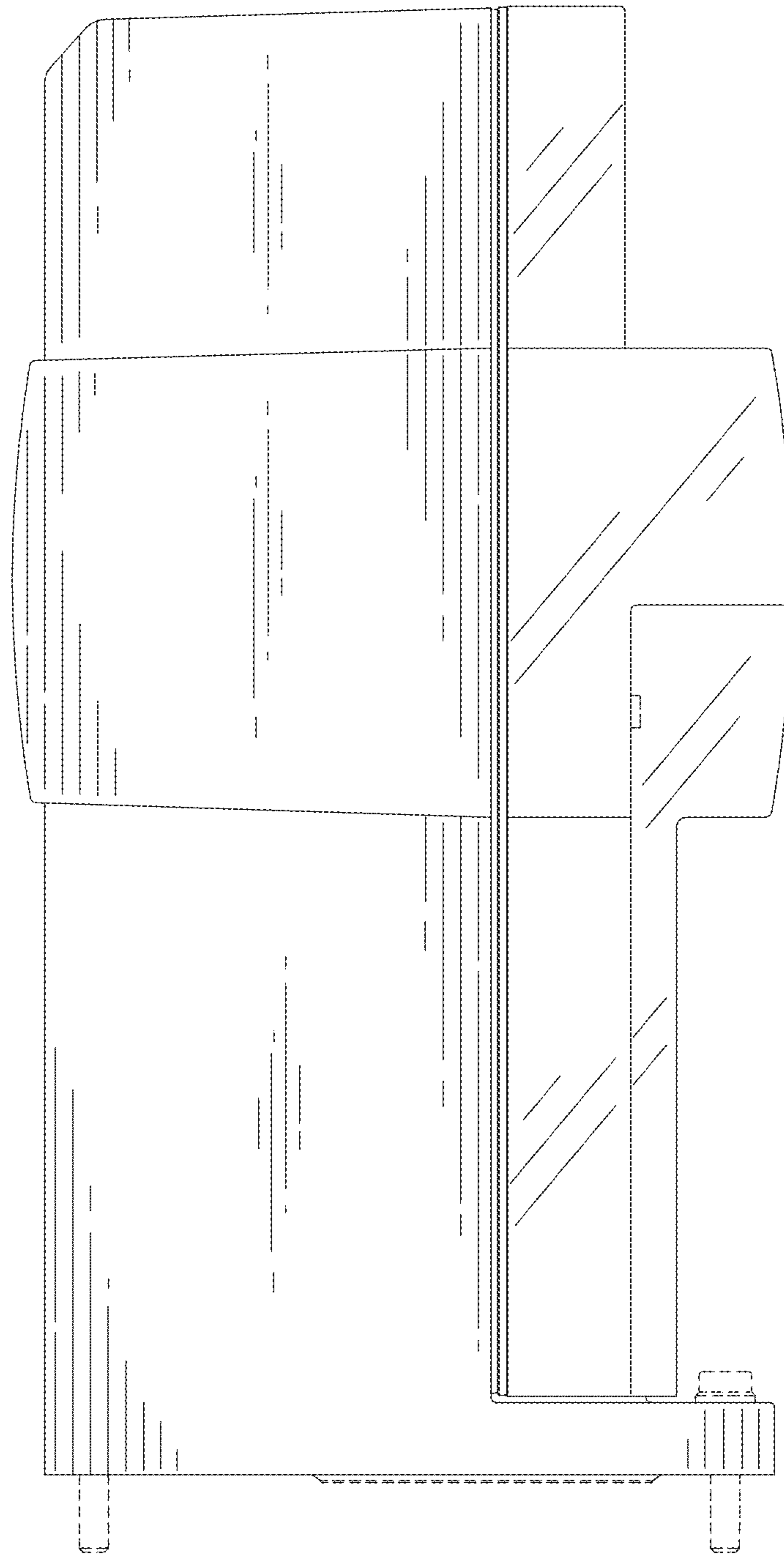


FIG. 4

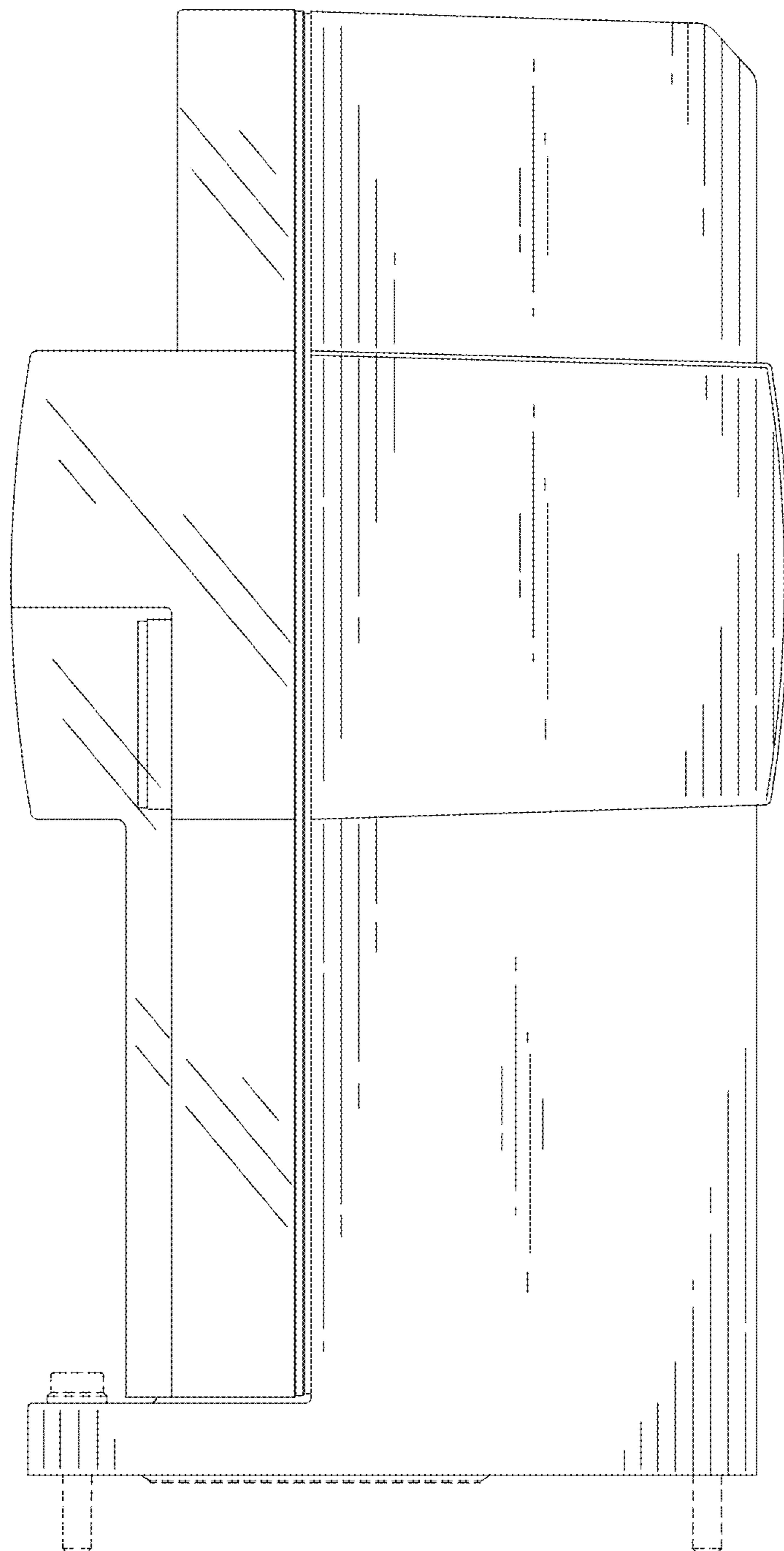


FIG. 5

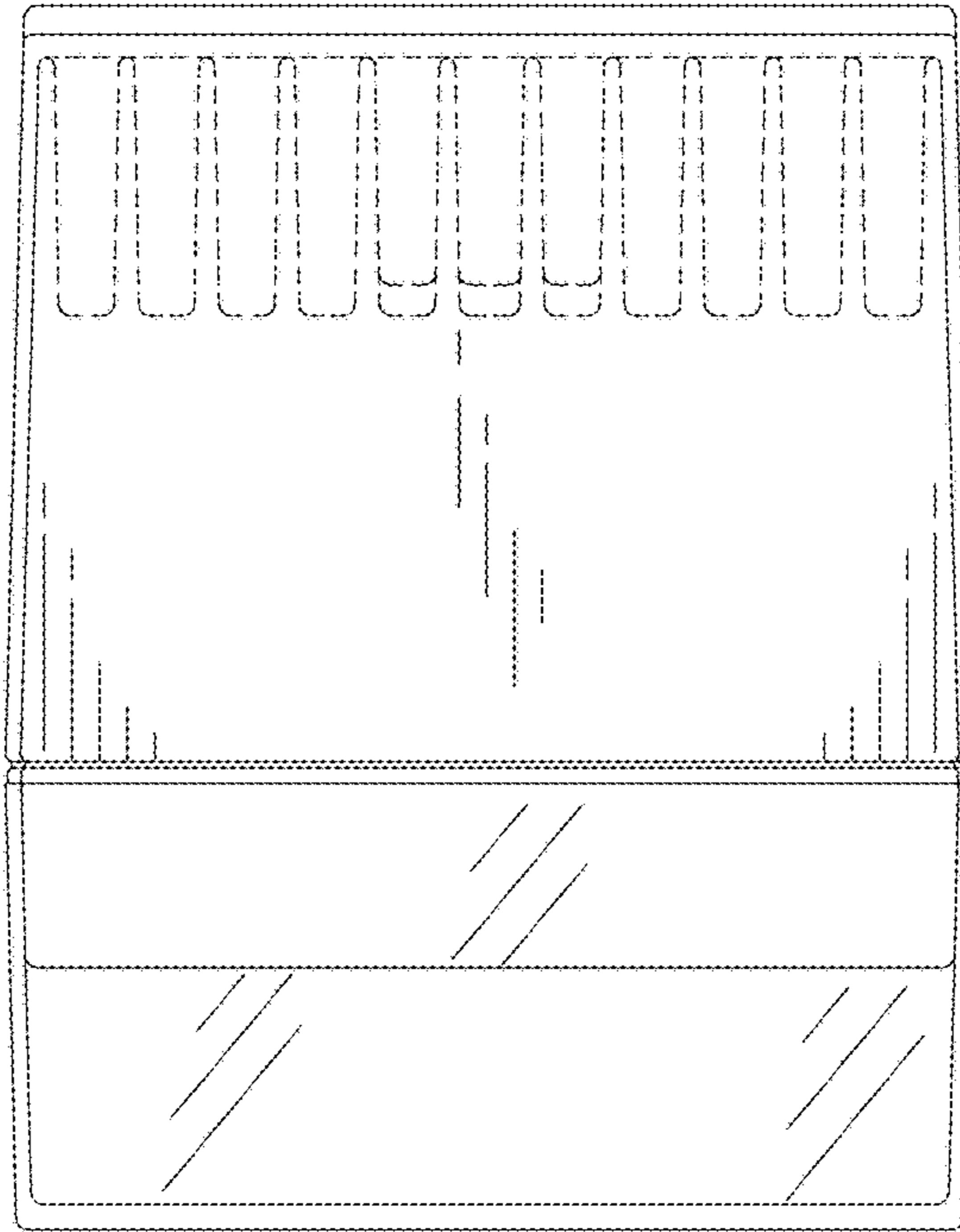


FIG. 6

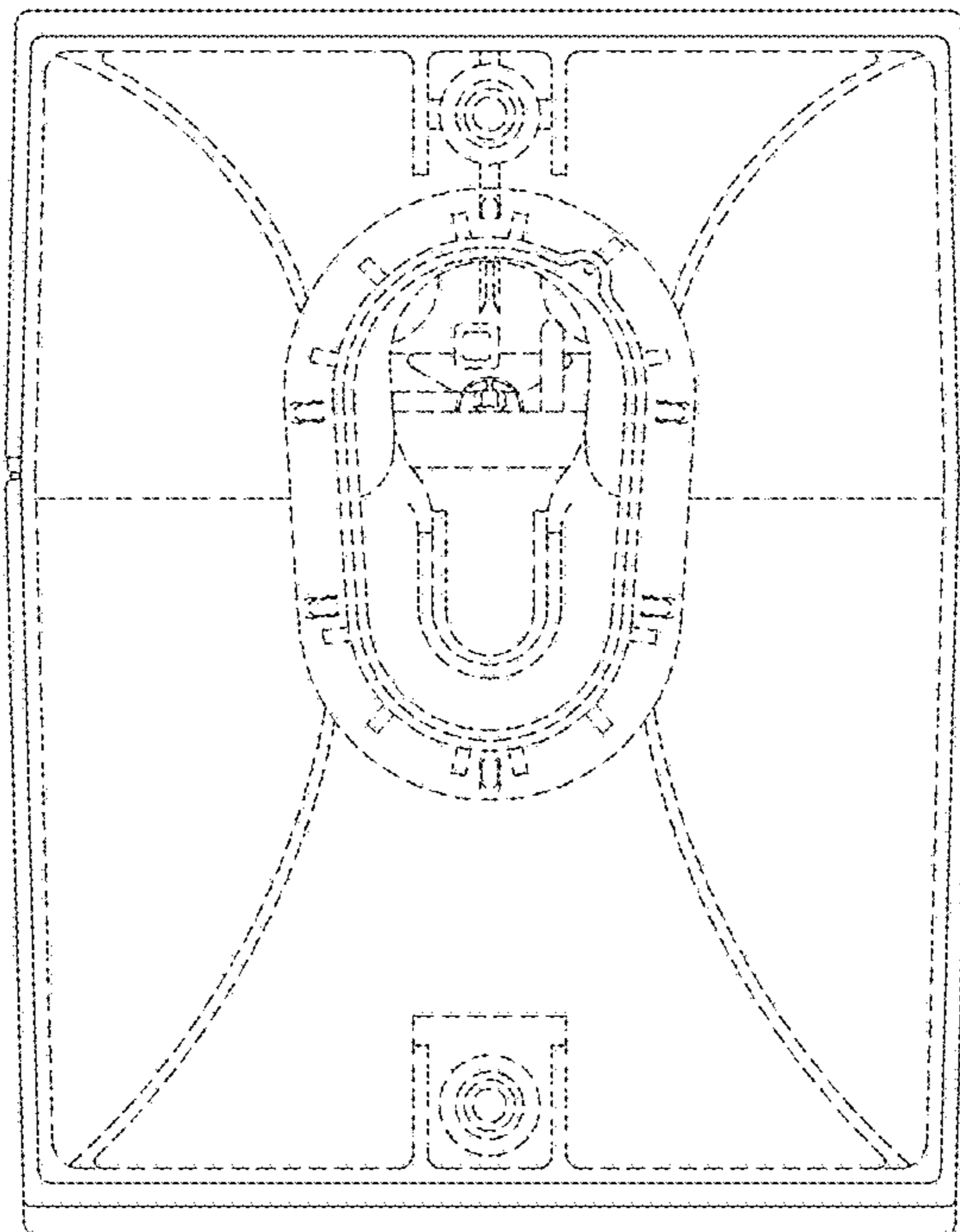


FIG. 7