



US00D818940S

(12) **United States Design Patent** (10) **Patent No.:** **US D818,940 S**
Parr (45) **Date of Patent:** **** May 29, 2018**

(54) **TIRE**
(71) Applicant: **Bridgestone Americas Tire Operations, LLC, Nashville, TN (US)**
(72) Inventor: **Richard S. Parr, Canton, OH (US)**
(73) Assignee: **Bridgestone Americas Tire Operations, LLC, Nashville, TN (US)**
(**) Term: **15 Years**
(21) Appl. No.: **29/598,064**
(22) Filed: **Mar. 22, 2017**
(51) **LOC (11) Cl.** **12-15**
(52) **U.S. Cl.**
USPC **D12/604; D12/588**
(58) **Field of Classification Search**
USPC D12/521, 523, 553, 555, 564, 565, 588,
D12/590, 604
CPC B60C 2011/0386; B60C 2011/0388; B60C
2011/039
See application file for complete search history.

D647,040 S 10/2011 Mathonet et al.
D647,459 S 10/2011 Bervas et al.
D649,109 S 11/2011 Harris et al.
D649,110 S 11/2011 Hutz et al.
D656,088 S 3/2012 Krier et al.
D667,781 S 9/2012 Georges et al.
D674,740 S 1/2013 Mathonet et al.
D674,741 S 1/2013 Mathonet et al.
D675,560 S * 2/2013 Kato D12/590
D686,973 S 7/2013 Otani
D710,294 S 8/2014 Dixon et al.
D715,217 S 10/2014 Dixon et al.
D719,907 S * 12/2014 Ohara D12/588
D730,273 S 5/2015 Schimmoeller
D738,814 S 9/2015 Otani
D742,808 S * 11/2015 Schimmoeller D12/521
D743,327 S 11/2015 Schimmoeller
D746,222 S 12/2015 Hutz et al.

(Continued)

Primary Examiner — Robert M. Spear
(74) *Attorney, Agent, or Firm* — Shaun J. Fox

(57) **CLAIM**

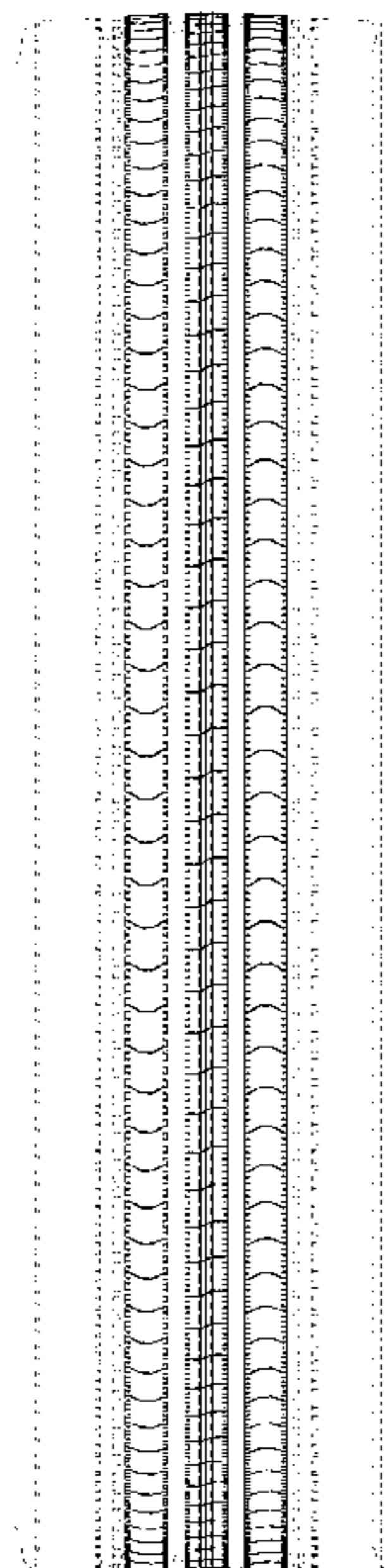
The ornamental design for a tire, as shown and described.

DESCRIPTION

FIG. 1 is a side perspective view of a tire showing my new design, it being understood that the tread pattern is repeated throughout the circumference of the tire, the opposite side being the same as that shown;
FIG. 2 is a front elevational view thereof, the opposite side being identical thereto;
FIG. 3 is an enlarged fragmentary front elevational view thereof;
FIG. 4 is a side elevational view of the left side thereof; and,
FIG. 5 is a side elevational view of the left side thereof.
In the drawings, the broken lines depict environmental subject matter only and form no part of the claimed design.

1 Claim, 5 Drawing Sheets

(56) **References Cited**
U.S. PATENT DOCUMENTS
D301,133 S * 5/1989 Tsuda D12/588
D304,557 S * 11/1989 Ochiai D12/588
D416,833 S * 11/1999 Weber D12/588
D598,365 S * 8/2009 Tagashira D12/517
D615,922 S 5/2010 Takano
D625,248 S * 10/2010 Christenbury D12/517
D625,249 S * 10/2010 Christenbury D12/521
D635,915 S 4/2011 Hamada
D637,143 S 5/2011 Ohara
D639,234 S 6/2011 Reim
D639,235 S 6/2011 Reim et al.
D640,627 S 6/2011 Durand
D644,599 S 9/2011 Nicolas et al.



(56)

References Cited

U.S. PATENT DOCUMENTS

D746,765 S	1/2016	Hutz et al.	
D752,504 S *	3/2016	Sareen	D12/521
D755,117 S	5/2016	Sareen	
D756,905 S	5/2016	Sareen	
D757,639 S	5/2016	Hamanaka	
D768,053 S *	10/2016	Schimmoeller	D12/521
D768,558 S *	10/2016	Schimmoeller	D12/521
D789,285 S *	6/2017	Becker	D12/588
D810,006 S *	2/2018	Mayni	D12/588

* cited by examiner

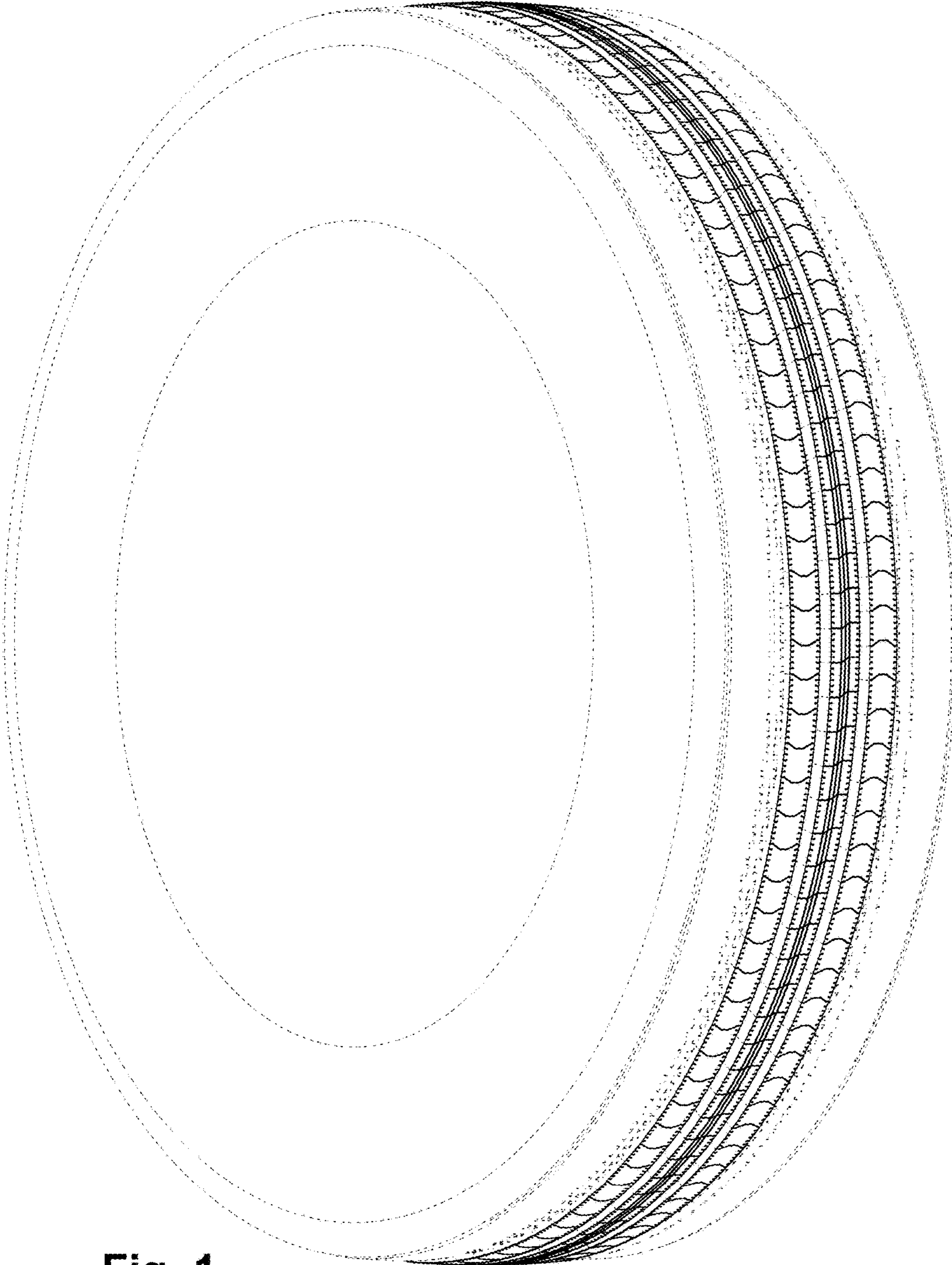


Fig. 1

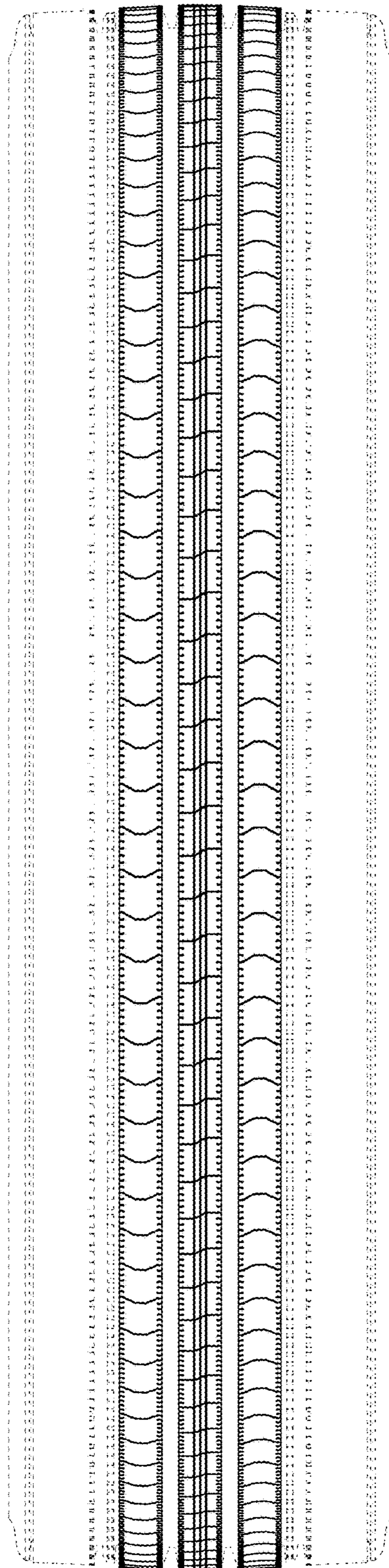


Fig. 2

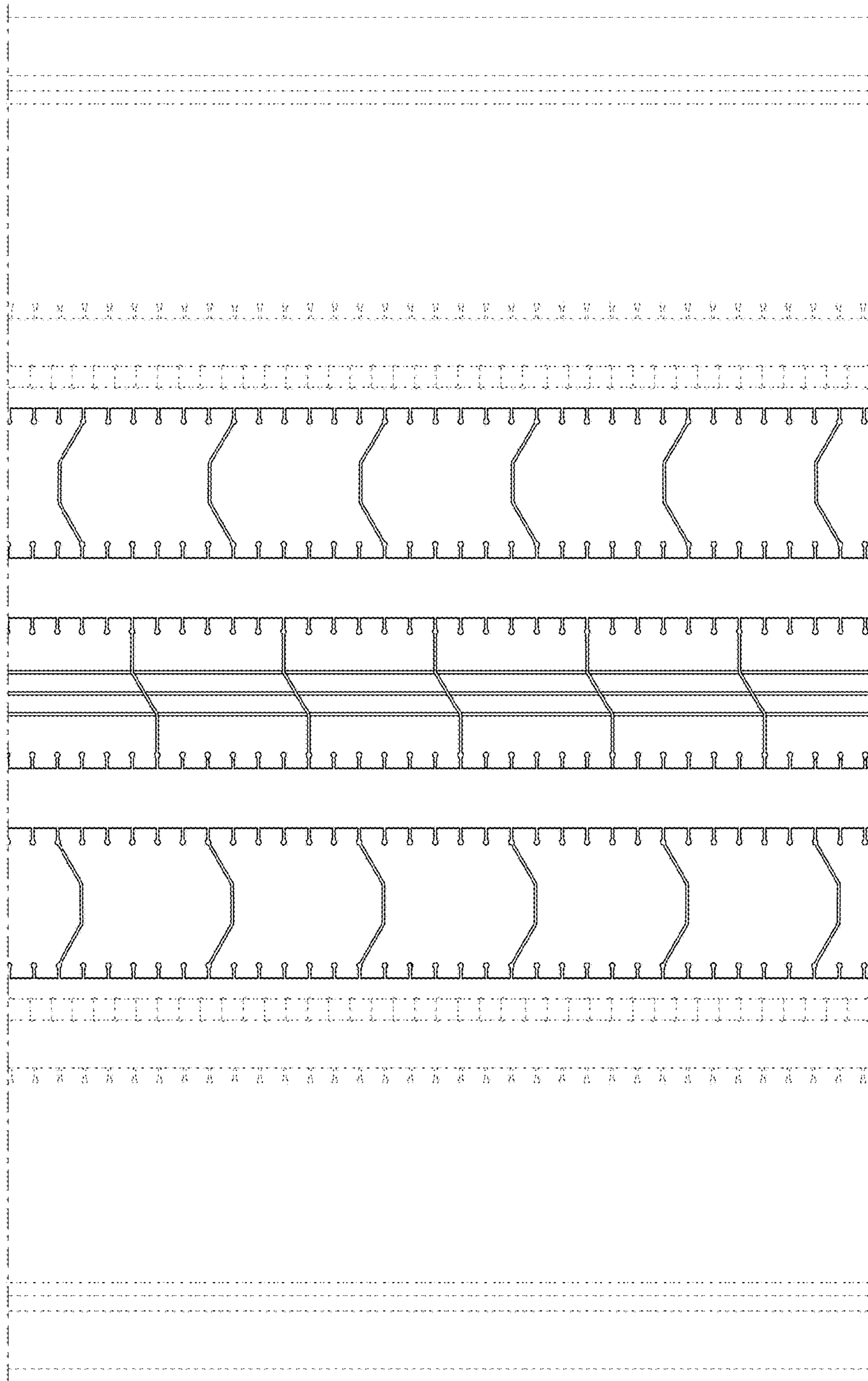


Fig. 3

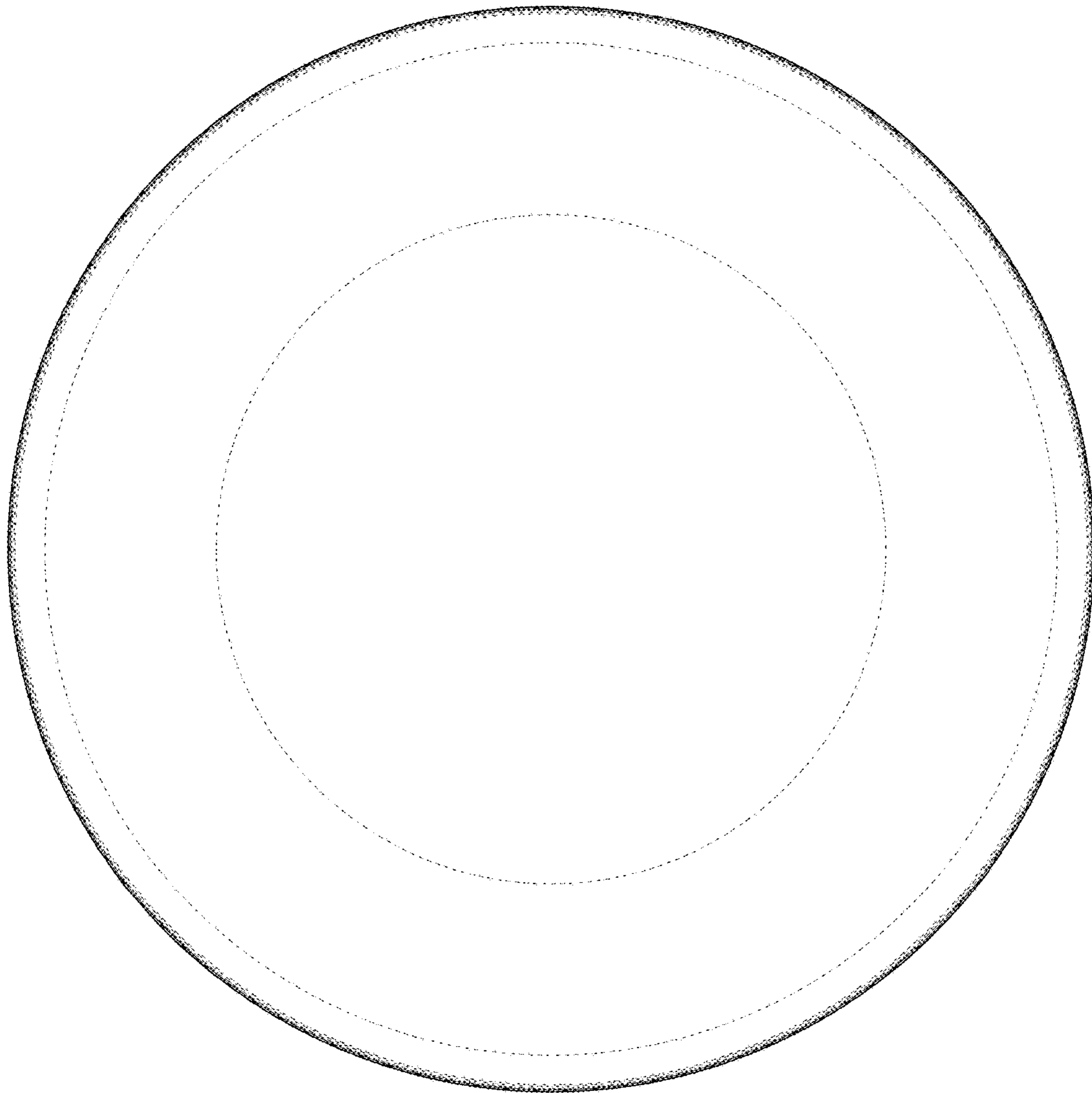


Fig. 4

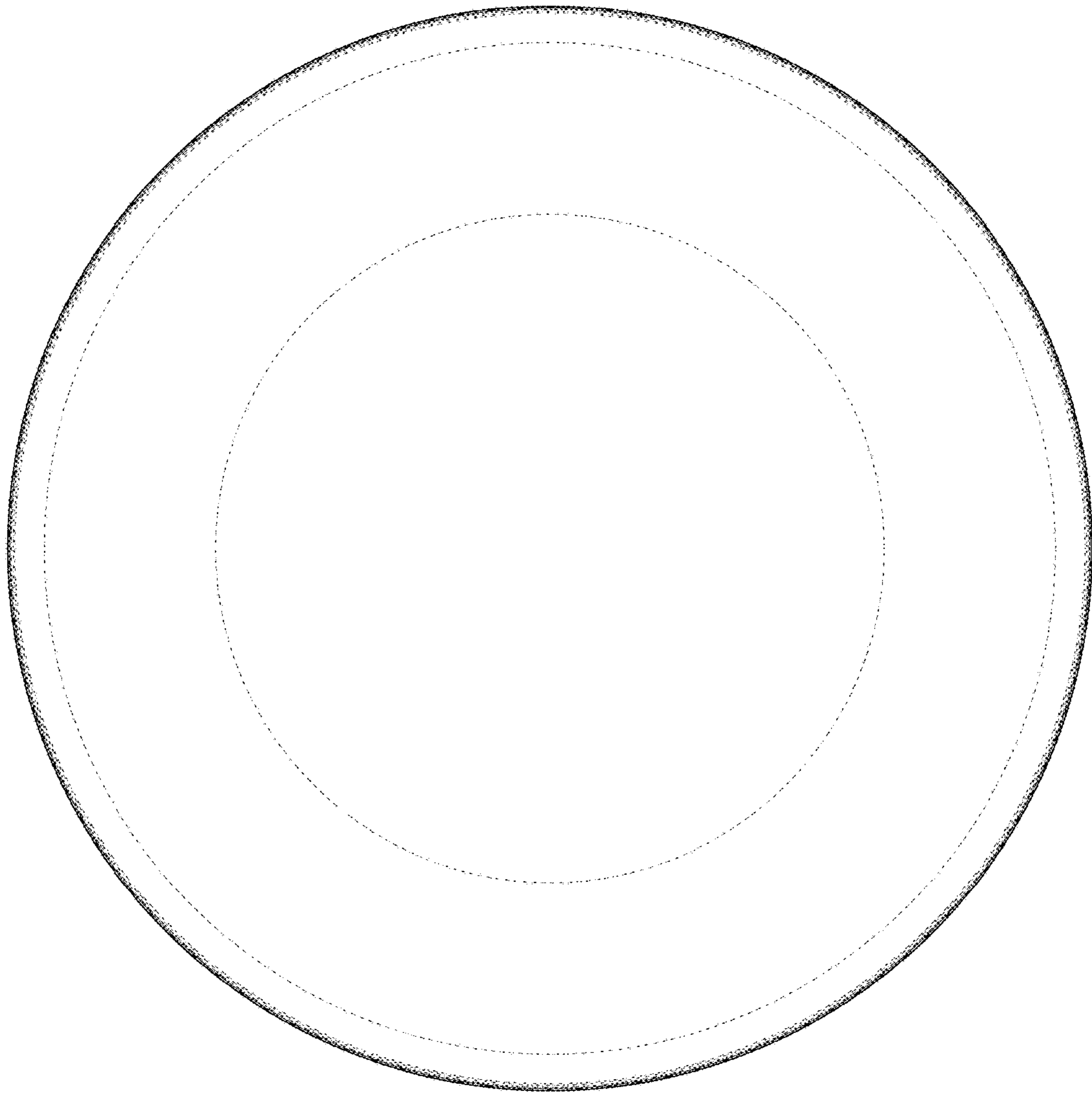


Fig. 5