



US00D818938S

(12) **United States Design Patent**
Curat et al.

(10) **Patent No.:** **US D818,938 S**
(45) **Date of Patent:** **** May 29, 2018**

- (54) **TIRE TREAD**
- (71) Applicants: **COMPAGNIE GENERALE DES ETABLISSEMENTS MICHELIN**, Clermont-Ferrand (FR); **Michelin Recherche et Technique S.A.**, Granges-Paccot (CH)
- (72) Inventors: **Alexandra Curat**, Clermont-Ferrand (FR); **Olivier Ropars**, Clermont-Ferrand (FR)
- (73) Assignees: **Compagnie Generale Des Etablissements Michelin** (FR); **Michelin Recherche Et Technique S.A.** (CH)

4,383,567	A *	5/1983	Crum	B60C 11/0311
					152/209.12
4,727,917	A *	3/1988	Stewart	B60C 11/1369
					152/209.12
5,016,696	A *	5/1991	Bonko	B60C 11/0316
					152/209.12
D345,950	S *	4/1994	Guidry	D12/544
D350,093	S	8/1994	Fukushima		
D412,302	S	7/1999	Rayman et al.		
D483,718	S	12/2003	Hutz et al.		
D530,265	S	10/2006	Hutz et al.		
D597,022	S	7/2009	Pringiers		
D606,928	S	12/2009	Song		
D606,929	S	12/2009	Song		
D624,008	S	9/2010	Shan et al.		

- (**) Term: **15 Years**
- (21) Appl. No.: **29/592,869**
- (22) Filed: **Feb. 3, 2017**

(Continued)

Primary Examiner — George D. Kirschbaum
Assistant Examiner — Joseph J Kukella
 (74) *Attorney, Agent, or Firm* — Dickinson Wright PLLC

- (30) **Foreign Application Priority Data**
 Aug. 3, 2016 (FR) 2016-3991
- (51) **LOC (11) Cl.** **12-15**
- (52) **U.S. Cl.**
 USPC **D12/544**
- (58) **Field of Classification Search**
 USPC D12/533–567
 CPC . B60C 11/00; B60C 11/0302; B60C 11/0306;
 B60C 11/0311; B60C 11/0313
 See application file for complete search history.

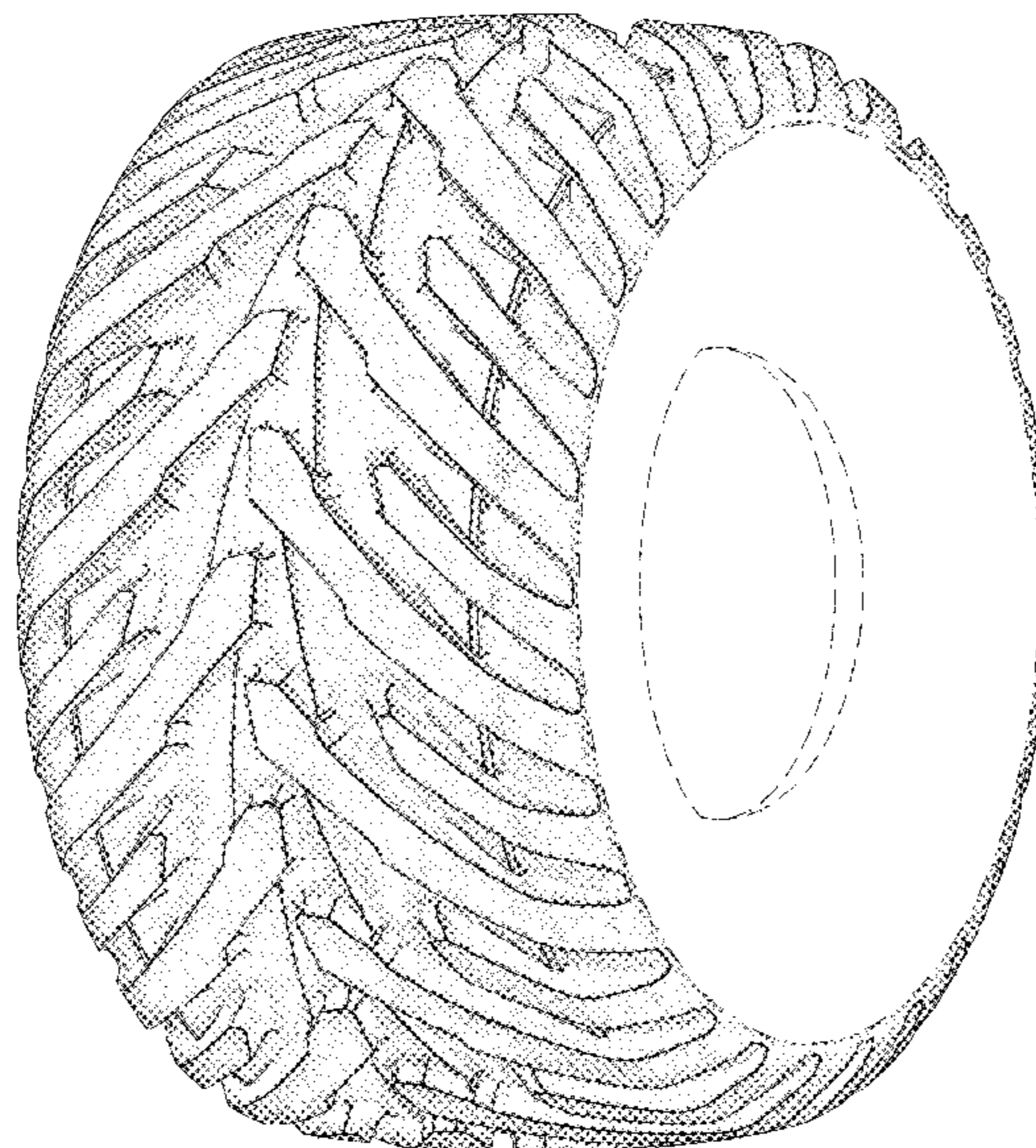
(57) **CLAIM**
 The ornamental design for a tire tread, as shown and described.

- (56) **References Cited**
 U.S. PATENT DOCUMENTS
 D104,503 S * 5/1937 Partenheimer 152/209.12
 D112,993 S 1/1939 Hardeman

DESCRIPTION

FIG. 1 is a perspective view of the tire tread of our design; FIG. 2 is a front elevation view of the tire tread of our design; FIG. 3 is a side elevation view of the tire tread of our design; FIG. 4 is a side elevation view of the tire tread of our design, taken from the opposite side of that shown in FIG. 3; and, FIG. 5 is an enlarged, partial view of the tire tread of FIG. 1, as indicated by the break lines. In the drawings, the broken line disclosure of the tire sidewall and inner bead depicts environmental subject matter. The dash-dot-dot-dash line, forming the peripheral boundary between the tire tread and sidewall, illustrates the bounds of the claimed design and forms no part thereof.

1 Claim, 5 Drawing Sheets



(56)

References Cited

U.S. PATENT DOCUMENTS

D654,426 S * 2/2012 Larregain D12/536
D700,130 S 2/2014 Chen
D722,014 S 2/2015 Larregain et al.
D731,959 S 6/2015 Larregain et al.
D759,576 S * 6/2016 Wang D12/544
D759,577 S * 6/2016 Wang D12/544
D769,180 S * 10/2016 Wang D12/544
2017/0008344 A1 * 1/2017 Vervaet B60C 11/005

* cited by examiner

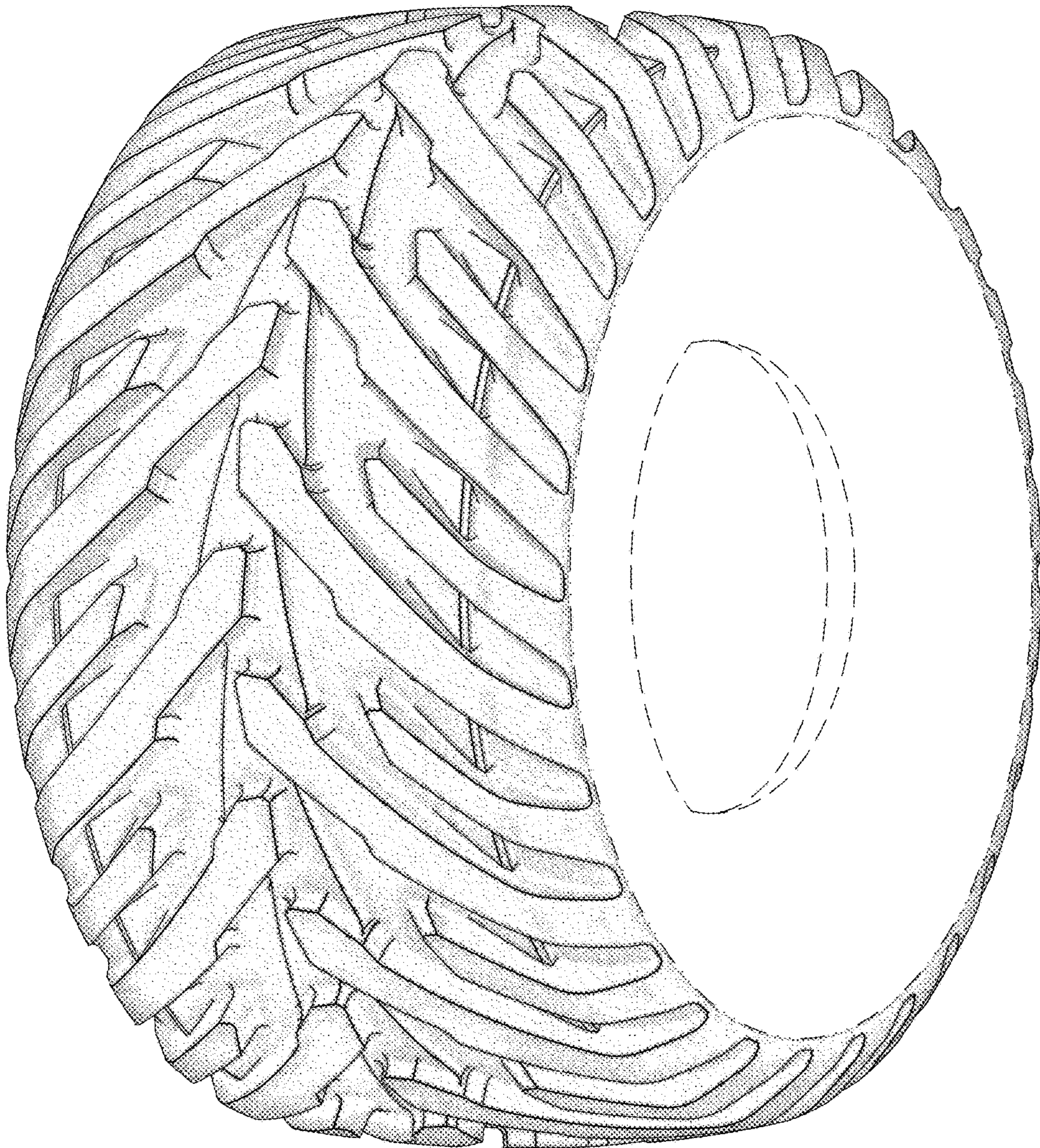


FIG. 1

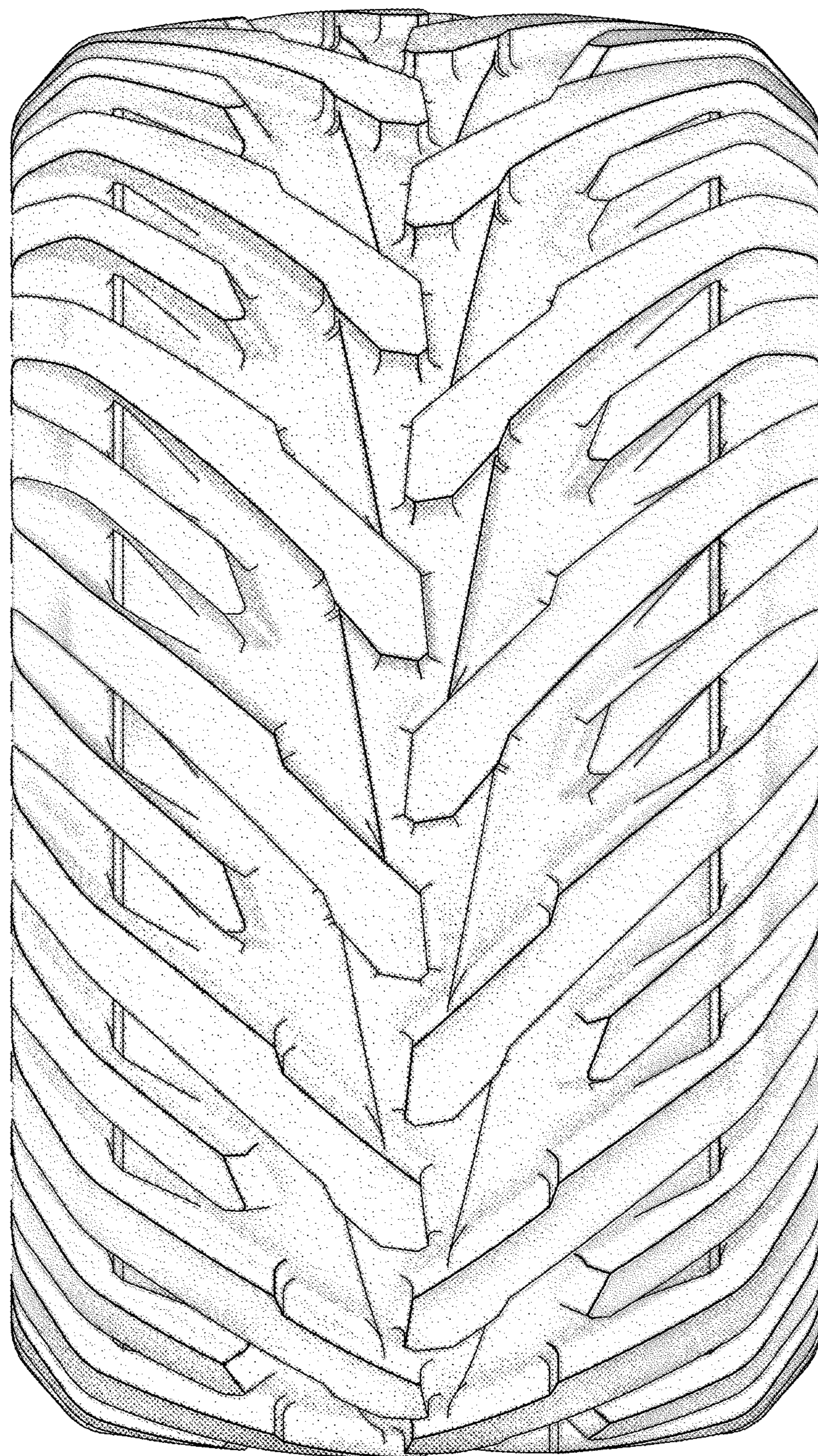


FIG. 2




FIG. 3




FIG. 4

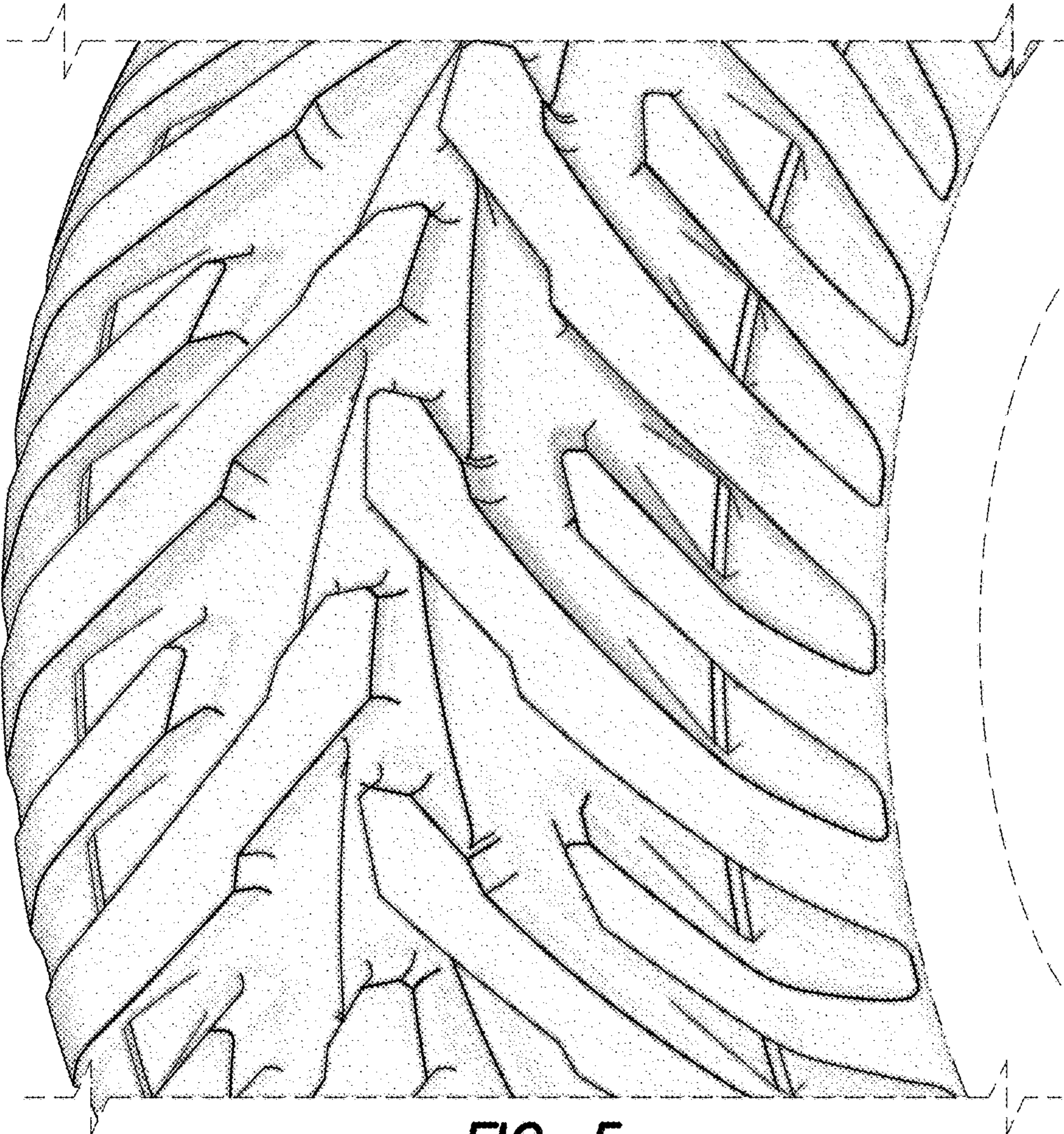


FIG. 5