



US00D818937S

(12) **United States Design Patent** (10) **Patent No.:** **US D818,937 S**  
**Roziere** (45) **Date of Patent:** **\*\* May 29, 2018**

(54) **TIRE TREAD**

(71) Applicant: **COMPAGNIE GENERALE DES  
ETABLISSEMENTS MICHELIN,**  
Clermont-Ferrand (FR)

(72) Inventor: **Jean-Francois Roziere,**  
Clermont-Ferrand (FR)

(73) Assignee: **Compagnie Generale Des  
Etablissements Michelin (FR)**

(\*\*) Term: **15 Years**

(21) Appl. No.: **29/604,890**

(22) Filed: **May 22, 2017**

(51) **LOC (11) Cl.** ..... **12-15**

(52) **U.S. Cl.**  
USPC ..... **D12/536**

(58) **Field of Classification Search**  
USPC ..... D12/533-567  
CPC ..... B60C 2200/00; B60C 2200/10  
See application file for complete search history.

(56) **References Cited**

**U.S. PATENT DOCUMENTS**

- D339,091 S \* 9/1993 Zoeller ..... D12/536
- D346,776 S \* 5/1994 Haas ..... D12/599
- D400,142 S \* 10/1998 Haas ..... D12/536

- D418,463 S \* 1/2000 Haas ..... D12/536
- D524,723 S \* 7/2006 Itoi ..... D12/534
- D525,188 S \* 7/2006 Itoi ..... D12/534
- D549,157 S \* 8/2007 Maus ..... D12/544
- D656,085 S \* 3/2012 Maus ..... D12/544
- D754,057 S \* 4/2016 Pisarzewicz ..... D12/536

\* cited by examiner

*Primary Examiner* — George D. Kirschbaum

*Assistant Examiner* — Joseph J Kukella

(74) *Attorney, Agent, or Firm* — Dickinson Wright PLLC

(57) **CLAIM**

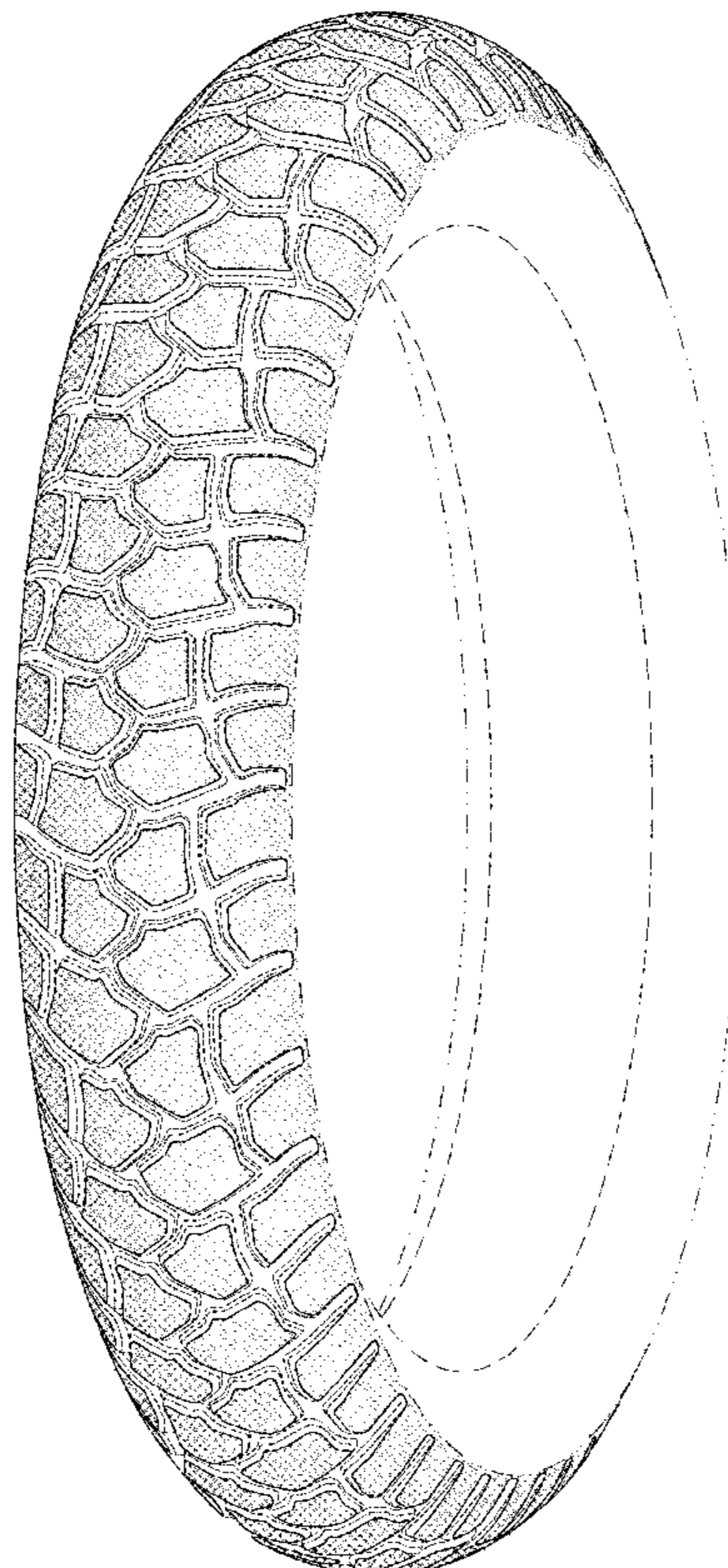
The ornamental design for a tire tread, as shown and described.

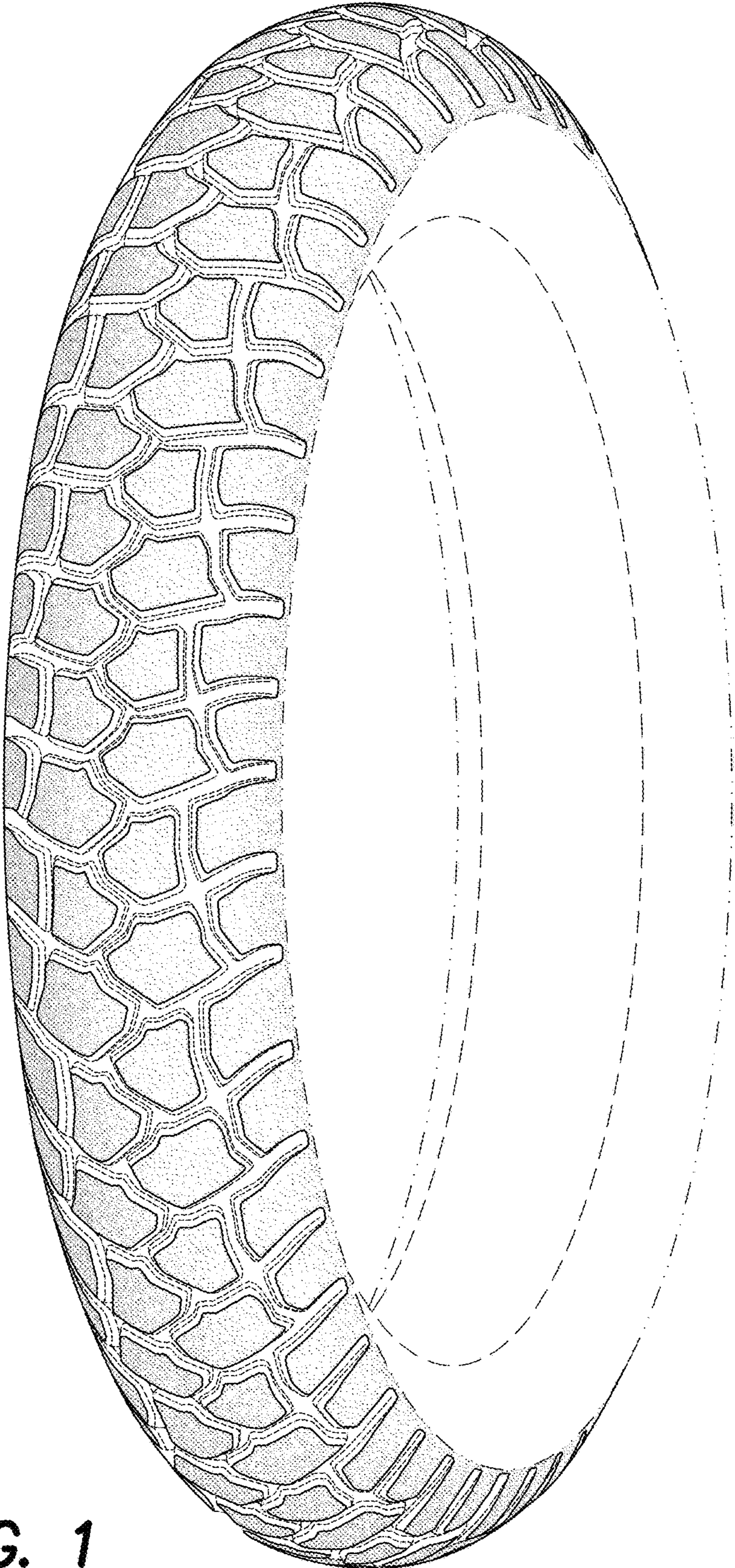
**DESCRIPTION**

FIG. 1 is a perspective view of the tire tread of my design; FIG. 2 is a front elevation view of the tire tread of my design; FIG. 3 is a side elevation view of the tire tread of my design; FIG. 4 is a side elevation view of the tire tread of my design, taken from the opposite side of that shown in FIG. 3; and, FIG. 5 is an enlarged, partial view of the tire tread of FIG. 1, as indicated by the break lines.


In the drawings, the broken line disclosure, including the broken lines defining the tread groove features and sidewall, depicts environmental subject matter and forms no part of the claimed design. The dash-dot-dot-dash lines represent the peripheral boundary of the claim. The claim is directed to the outer surface of the tire tread, as shown in solid lines and with surface shading.

**1 Claim, 5 Drawing Sheets**

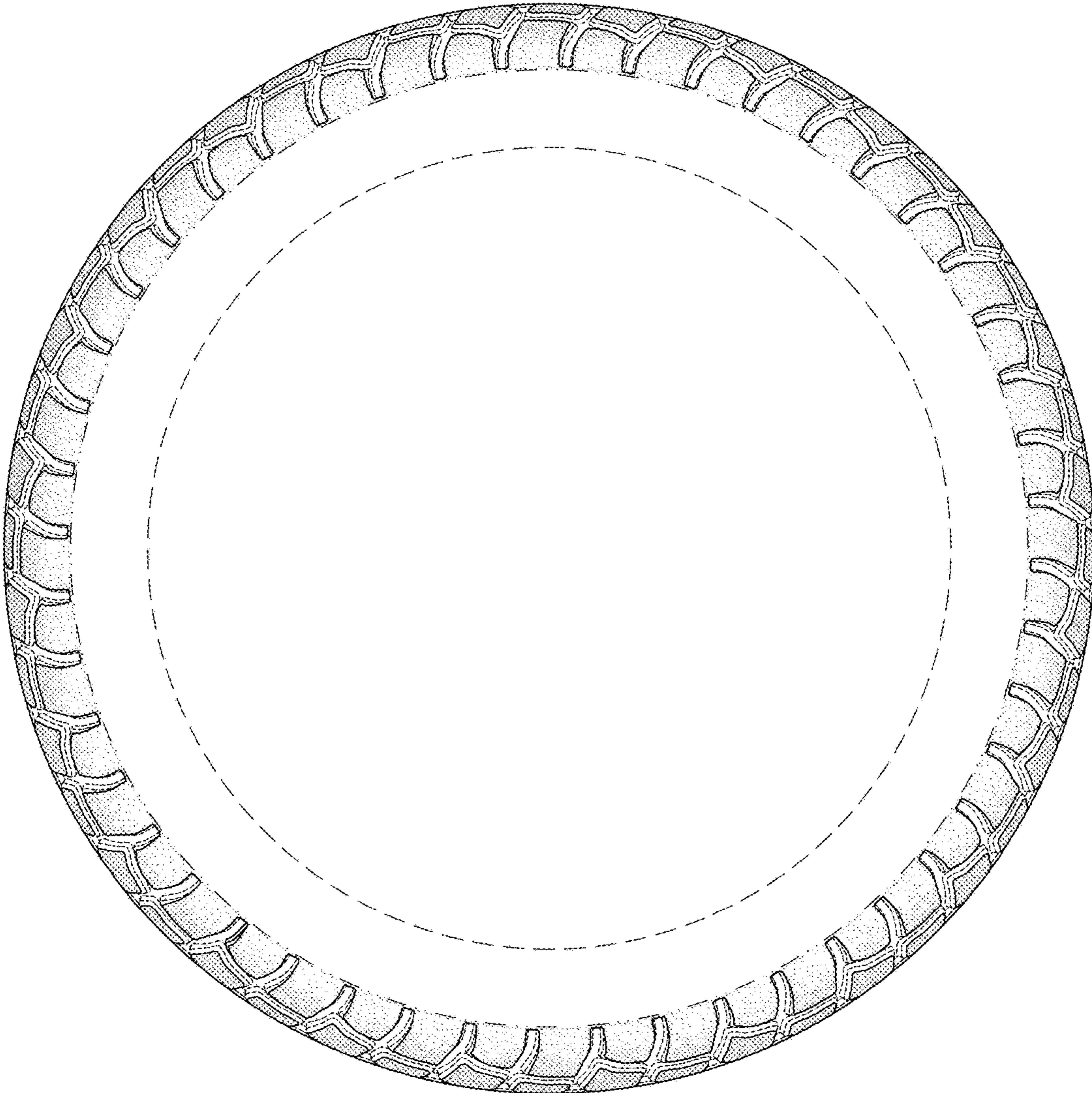




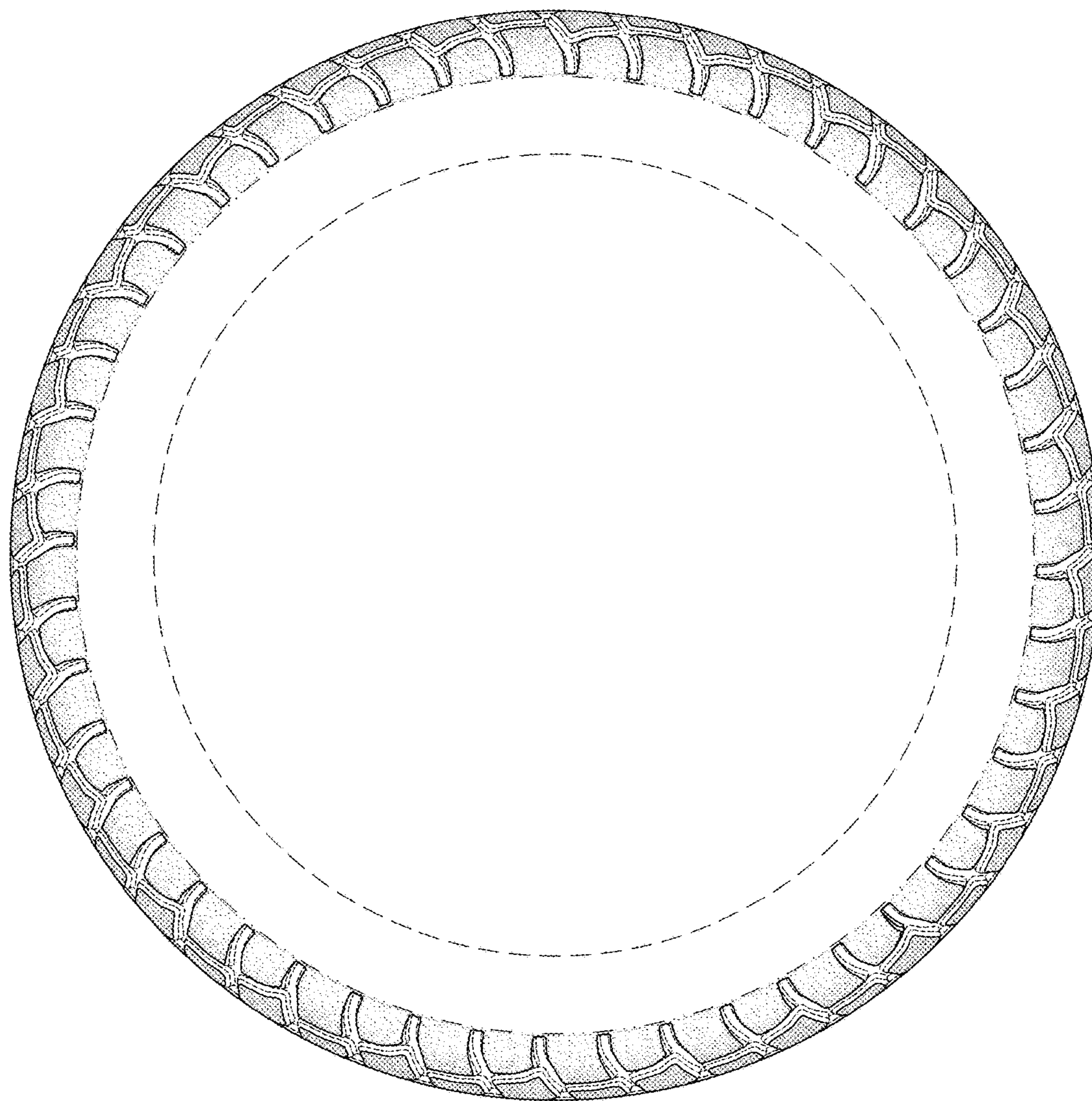
**FIG. 1**



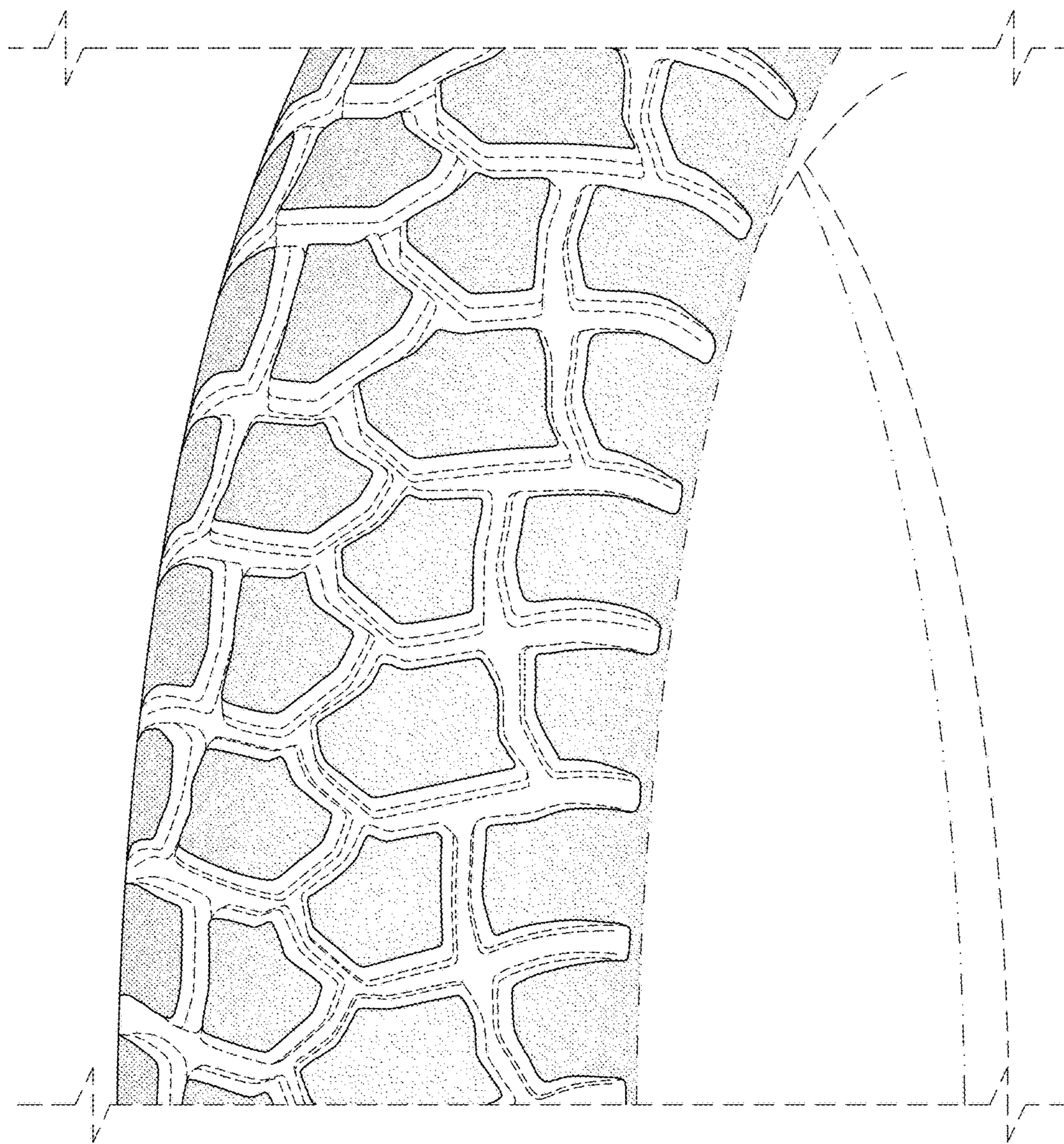
**FIG. 2**



**FIG. 3**



**FIG. 4**



**FIG. 5**