



US00D818931S

(12) **United States Design Patent** (10) **Patent No.:** **US D818,931 S**
Schmiderer (45) **Date of Patent:** **** May 29, 2018**

(54) **COMBINED PAIR OF AIRCRAFT WINGS AND STUB WINGS**

(71) Applicant: **Reiner Stemme Utility Air-Systems GmbH, Wildau (DE)**

(72) Inventor: **Alfred Schmiderer, Berlin (DE)**

(73) Assignee: **Barzan Holdings QSTP LLC, Doha (QA)**

(**) Term: **15 Years**

(21) Appl. No.: **29/571,149**

(22) Filed: **Jul. 14, 2016**

Related U.S. Application Data

(62) Division of application No. 29/569,827, filed on Jun. 30, 2016.

(51) **LOC (11) Cl.** **12-01**

(52) **U.S. Cl.**
USPC **D12/345**

(58) **Field of Classification Search**

USPC D12/16.1, 319-324, 326-345; D21/436, D21/441, 443, 444, 446, 447, 448, 449, D21/450, 451, 452, 453

CPC B64C 1/062; B64C 39/024; B64C 27/08; B64C 29/00; B64C 39/00; B64C 23/00

See application file for complete search history.

(56) **References Cited**

U.S. PATENT DOCUMENTS

- D143,822 S 2/1946 Johnson
- D143,969 S 2/1946 Gross
- D144,023 S 3/1946 Bowers et al.
- D148,255 S 12/1947 Salisbury
- D149,555 S 5/1948 Hibrard
- D153,456 S 4/1949 Pulver
- D180,297 S 5/1957 Schmued et al.
- 3,618,881 A 11/1971 Fellers et al.

- D279,469 S 7/1985 Raisbeck et al.
- D289,994 S 5/1987 McNab et al.
- D292,909 S 11/1987 Drake
- D307,259 S 4/1990 Holt et al.
- D317,432 S 6/1991 Cummings
- D317,897 S 7/1991 Antonov et al.
- D326,082 S 5/1992 Finlay et al.
- D355,635 S 2/1995 Raisbeck et al.
- D392,937 S 3/1998 Brichard et al.

(Continued)

OTHER PUBLICATIONS

U.S. Appl. No. 29/569,827 to Schmiderer filed Jun. 30, 2016.

(Continued)

Primary Examiner — Robert M. Spear

Assistant Examiner — Marissa J Cash

(74) *Attorney, Agent, or Firm* — Johnson, Marcou & Isaacs, LLC

(57) **CLAIM**

I claim the ornamental design for a combined pair of aircraft wings and stub wings, as shown and described.

DESCRIPTION

FIG. 1 is a side view of a combined pair of aircraft wings and stub wings, a side view of the reverse side is a mirror image of the illustrated side;

FIG. 2 is a front view of the aircraft with the two stub wings and the two wings combination;

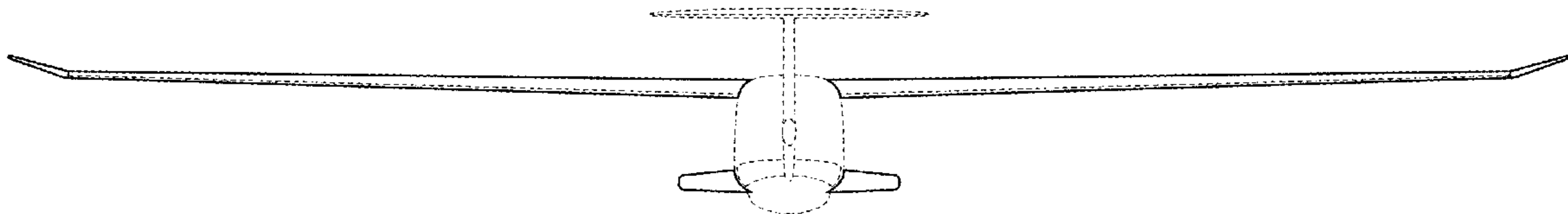
FIG. 3 is a rear view of the aircraft with the two stub wings and the two wings combination;

FIG. 4 is a top view of the aircraft with the two stub wings and the two wings combination; and,

FIG. 5 is a bottom view of the aircraft with the two stub wings and the two wings combination.

The broken lines shown in the drawings illustrate portions of the aircraft that do not form part of the claimed design.

1 Claim, 3 Drawing Sheets



(56)

References Cited

U.S. PATENT DOCUMENTS

D418,105 S 12/1999 Margaritoff
 D428,071 S 7/2000 Wang et al.
 D428,451 S 7/2000 Wang
 D446,764 S 8/2001 Panatov et al.
 D471,853 S 3/2003 Lucchesini
 D497,586 S 10/2004 Ferguson et al.
 D516,007 S 2/2006 Vigneron et al.
 D583,295 S 12/2008 Au
 D592,780 S 5/2009 Calvin et al.
 D596,267 S 7/2009 Donovan et al.
 D599,727 S 9/2009 Couvelaire
 D620,159 S 7/2010 Beigel et al.
 D620,876 S 8/2010 Miralles et al.
 D624,002 S 9/2010 Saint-Jalmes et al.
 D624,003 S 9/2010 Saint-Jalmes et al.
 D628,528 S 12/2010 Carrasco
 D640,181 S 6/2011 Calvin et al.
 D640,962 S 7/2011 Guering
 D665,331 S 8/2012 Sands
 D681,543 S 5/2013 Fujino et al.
 D688,618 S 8/2013 Bock et al.
 D690,254 S 9/2013 Manzhelii et al.
 D691,547 S 10/2013 Schiltgen et al.
 D706,678 S 6/2014 Earon
 D708,563 S 7/2014 Colten
 D709,212 S 7/2014 Peltola et al.
 D709,431 S 7/2014 Karkow et al.
 D717,227 S 11/2014 Senellart et al.
 D725,548 S 3/2015 Peters et al.
 D725,576 S 3/2015 Vickers et al.

D733,029 S * 6/2015 Dutertre D12/319
 D739,807 S 9/2015 Karkow et al.
 D740,203 S 10/2015 Bouffanais et al.
 D754,053 S 4/2016 Robertson et al.
 D762,157 S 7/2016 Ferreira et al.
 D762,548 S 8/2016 Ferreira et al.
 D763,733 S 8/2016 Gattelli et al.
 D769,177 S 10/2016 Tran et al.
 D778,803 S 2/2017 Faure et al.
 9,583,823 B2 2/2017 Tasker et al.
 D805,503 S 12/2017 Corp et al.
 D809,448 S 2/2018 Stemme et al.
 2017/0062920 A1 3/2017 Harleman et al.
 2017/0129588 A1 5/2017 Verillion et al.
 2017/0133755 A1 5/2017 Renilson et al.
 2017/0201017 A1 7/2017 Cordone et al.
 2017/0210458 A1 7/2017 Tothill

OTHER PUBLICATIONS

U.S. Appl. No. 29/569,842 to Schmiderer filed Jun. 30, 2016.
 U.S. Appl. No. 29/569,859 to Stemme filed Jun. 30, 2016.
 U.S. Appl. No. 29/569,862 to Wagner filed Jun. 30, 2016.
 "2nd Examination Report issued in EUIPO Design Application No. 003560630", dated Aug. 17, 2017, 1 page.
 Cash, "Office Action issued in U.S. Appl. No. 29/569,827, filed Jun. 30, 2016", dated Apr. 6, 2017, 8 pages.
 Freitag, "Communication issued in EUIPO Design Application No. 003560630", dated Nov. 6, 2017, 2 pages.
 Freitag, "Examination Report issued in EUIPO Design Application No. 003560630", dated Feb. 15, 2017, 2 pages.

* cited by examiner

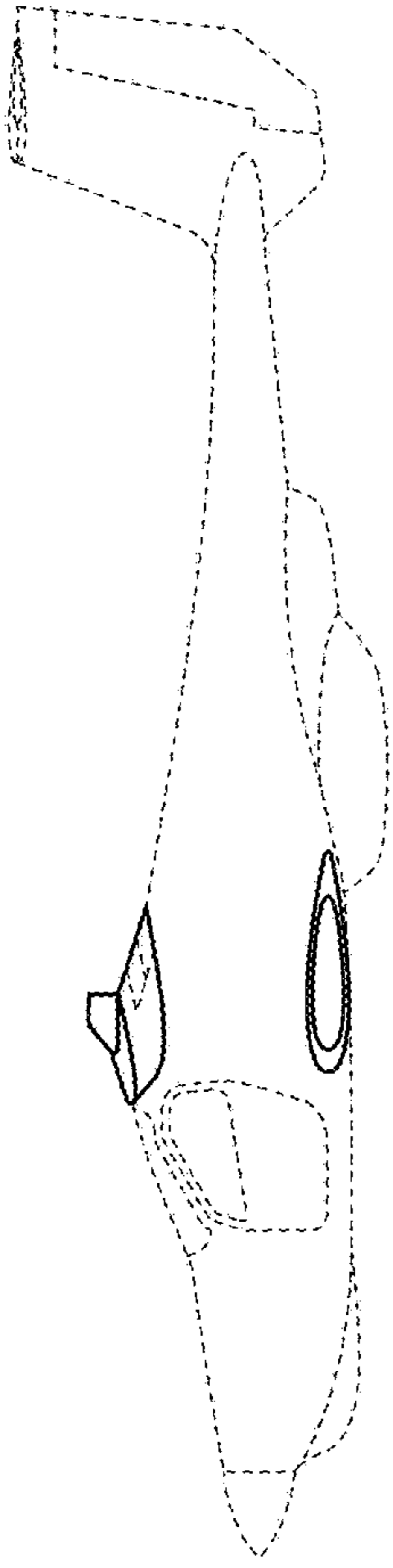


FIG. 1

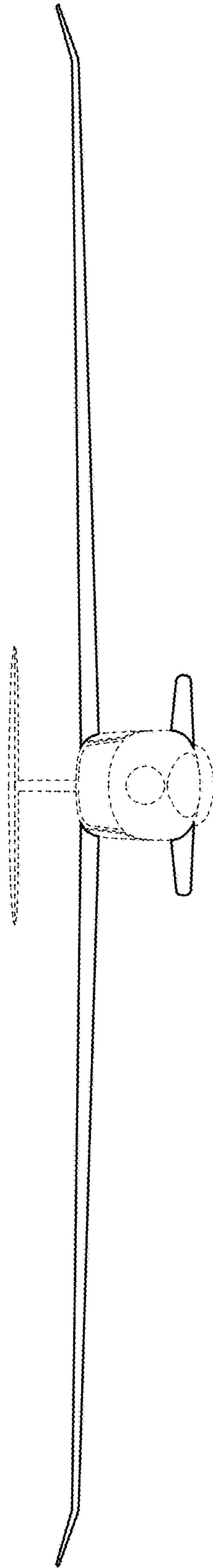


FIG. 2

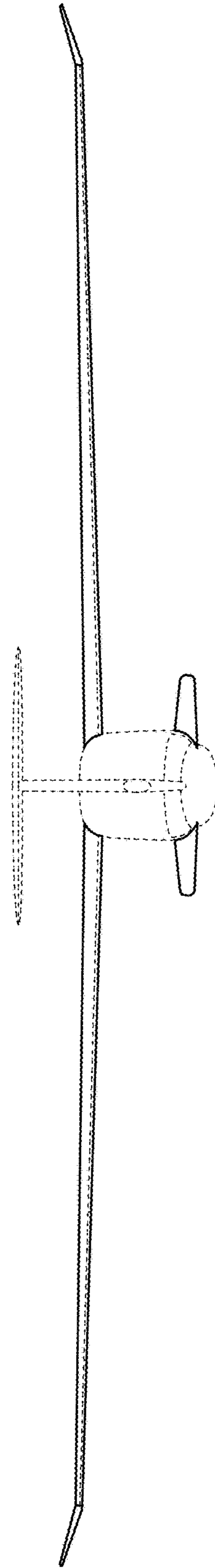


FIG. 3

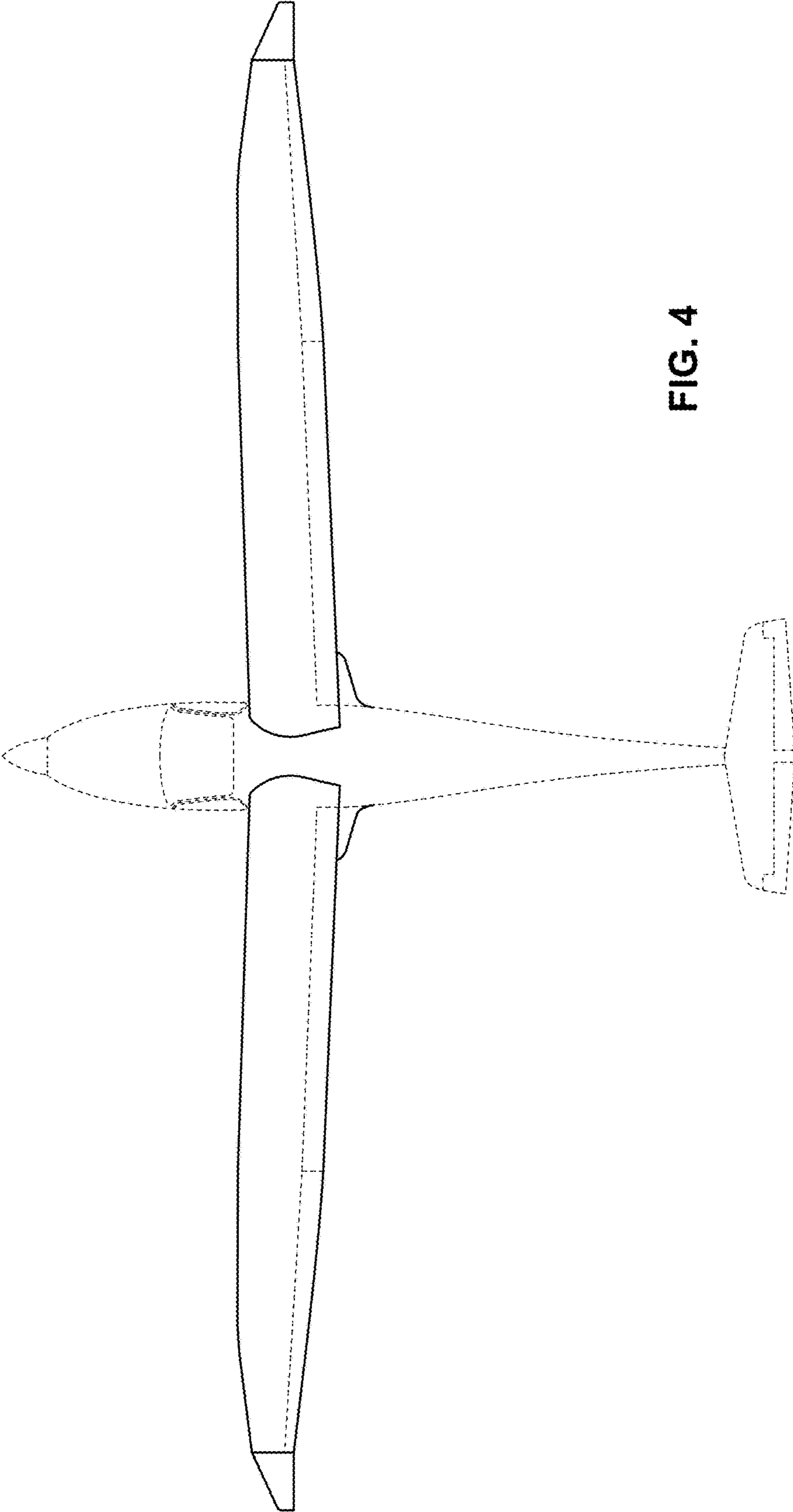


FIG. 4

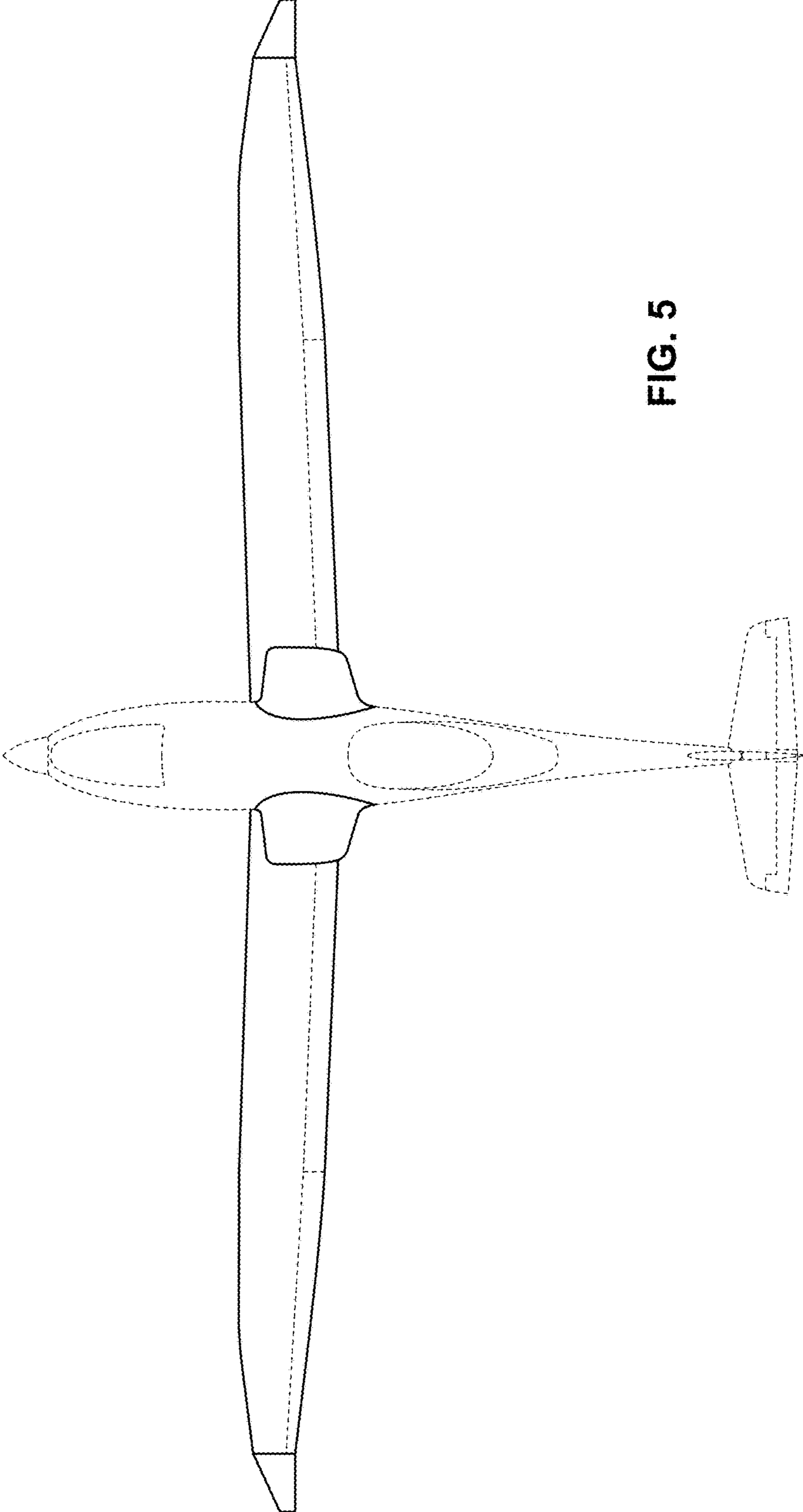


FIG. 5