



US00D818930S

(12) **United States Design Patent** (10) **Patent No.:** **US D818,930 S**  
**Bell** (45) **Date of Patent:** **\*\* May 29, 2018**

(54) **PADDLE**  
(71) Applicant: **R. Brandon Bell**, West Palm Beach, FL (US)  
(72) Inventor: **R. Brandon Bell**, West Palm Beach, FL (US)  
(\*\*) Term: **15 Years**  
(21) Appl. No.: **29/582,060**  
(22) Filed: **Oct. 25, 2016**  
(51) **LOC (11) Cl.** ..... **12-06**  
(52) **U.S. Cl.**  
USPC ..... **D12/215**  
(58) **Field of Classification Search**  
USPC ..... D12/215, 306, 317; D21/798, 801, 679  
CPC ..... B63H 16/04; B63H 2016/046  
See application file for complete search history.

D632,241 S \* 2/2011 Okuda ..... D12/215  
D632,629 S \* 2/2011 Bradley ..... D12/215  
D656,880 S \* 4/2012 Strangfeld ..... D12/215  
8,371,886 B1 \* 2/2013 Strangfeld ..... B63H 16/04  
440/101  
D709,340 S \* 7/2014 Anderson, III ..... D8/18  
D714,369 S \* 9/2014 Braga ..... D15/138  
D772,135 S \* 11/2016 Strangfeld ..... D12/215  
2005/0101200 A1 \* 5/2005 Townsend ..... B63H 16/04  
440/101  
2011/0212691 A1 9/2011 Rott et al.  
2014/0111978 A1 4/2014 Laurence  
2015/0125296 A1 5/2015 Swanson et al.

\* cited by examiner

*Primary Examiner* — George D. Kirschbaum  
*Assistant Examiner* — CLese Moore, Jr.  
(74) *Attorney, Agent, or Firm* — Lambert & Associates;  
Gary E. Lambert; David J. Connaughton, Jr.

(57) **CLAIM**

The ornamental design for the paddle, as shown and described.

(56) **References Cited**

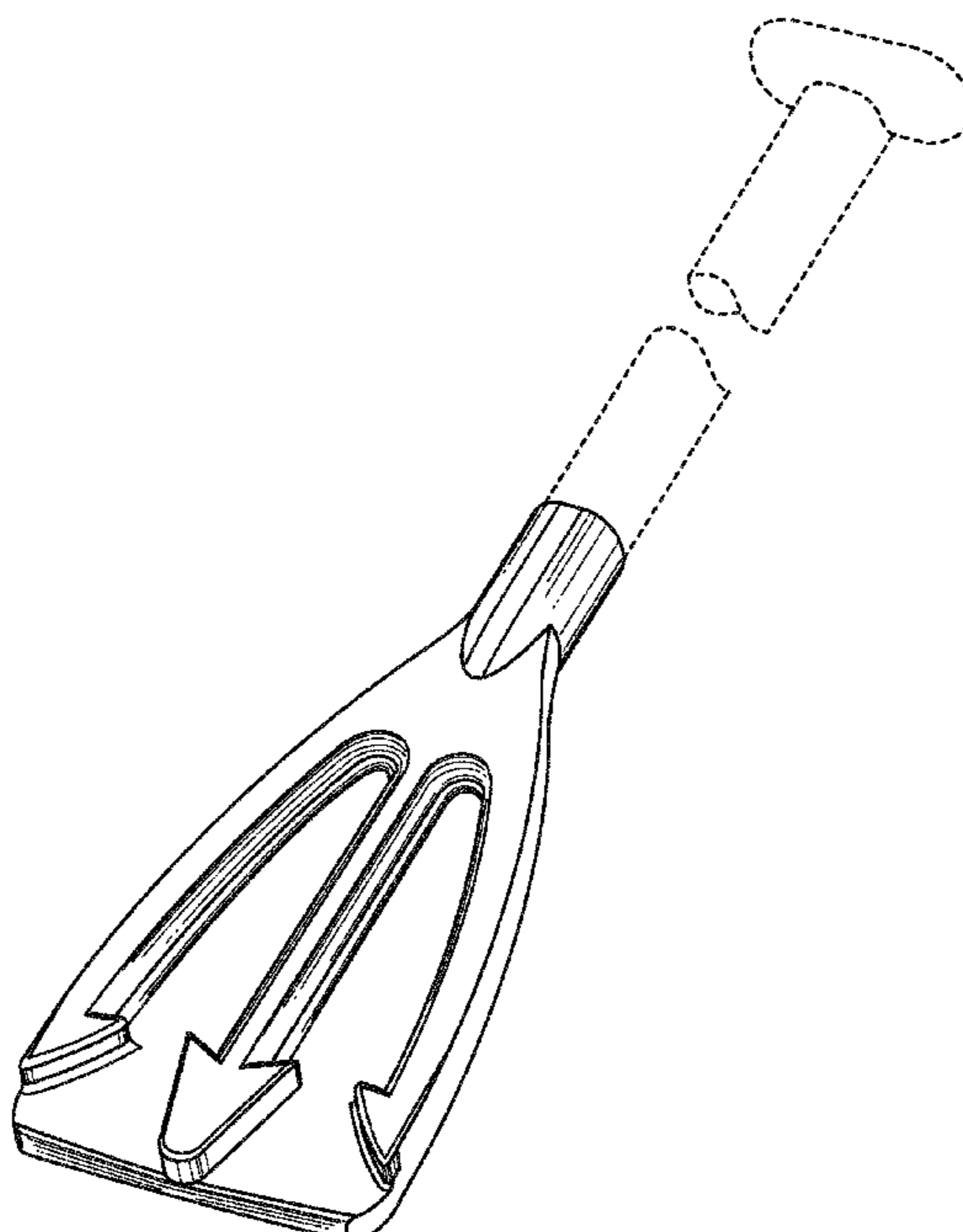
U.S. PATENT DOCUMENTS

3,076,983 A 2/1963 Wait, Jr.  
D244,680 S \* 6/1977 Leidigh ..... D12/215  
D260,254 S \* 8/1981 Heller ..... D12/215  
4,842,482 A \* 6/1989 Beckerer, Jr. .... B63H 16/04  
416/70 R  
5,003,437 A 3/1991 Barrett  
D335,274 S \* 5/1993 Beckerer, Jr. .... D12/215  
D343,608 S \* 1/1994 Nazara ..... D12/215  
D362,834 S \* 10/1995 Stout ..... D12/215  
5,785,565 A 7/1998 Forman  
D460,399 S \* 7/2002 Peng ..... D12/215  
7,303,452 B1 12/2007 Ertz, III et al.  
D578,054 S \* 10/2008 Peng ..... D12/215  
D588,425 S \* 3/2009 Kelleghan ..... D8/18  
D598,358 S \* 8/2009 Bradley ..... D12/215

**DESCRIPTION**

FIG. 1 is a perspective front view of the paddle, which embodies my design;  
FIG. 2 is a front view thereof;  
FIG. 3 is a rear view thereof;  
FIG. 4 is a left side view thereof;  
FIG. 5 is a right side view thereof;  
FIG. 6 is a top view thereof; and,  
FIG. 7 is a bottom view thereof.  
The broken lines shown illustrate portions of the paddle that form no part of the claimed design.

**1 Claim, 3 Drawing Sheets**



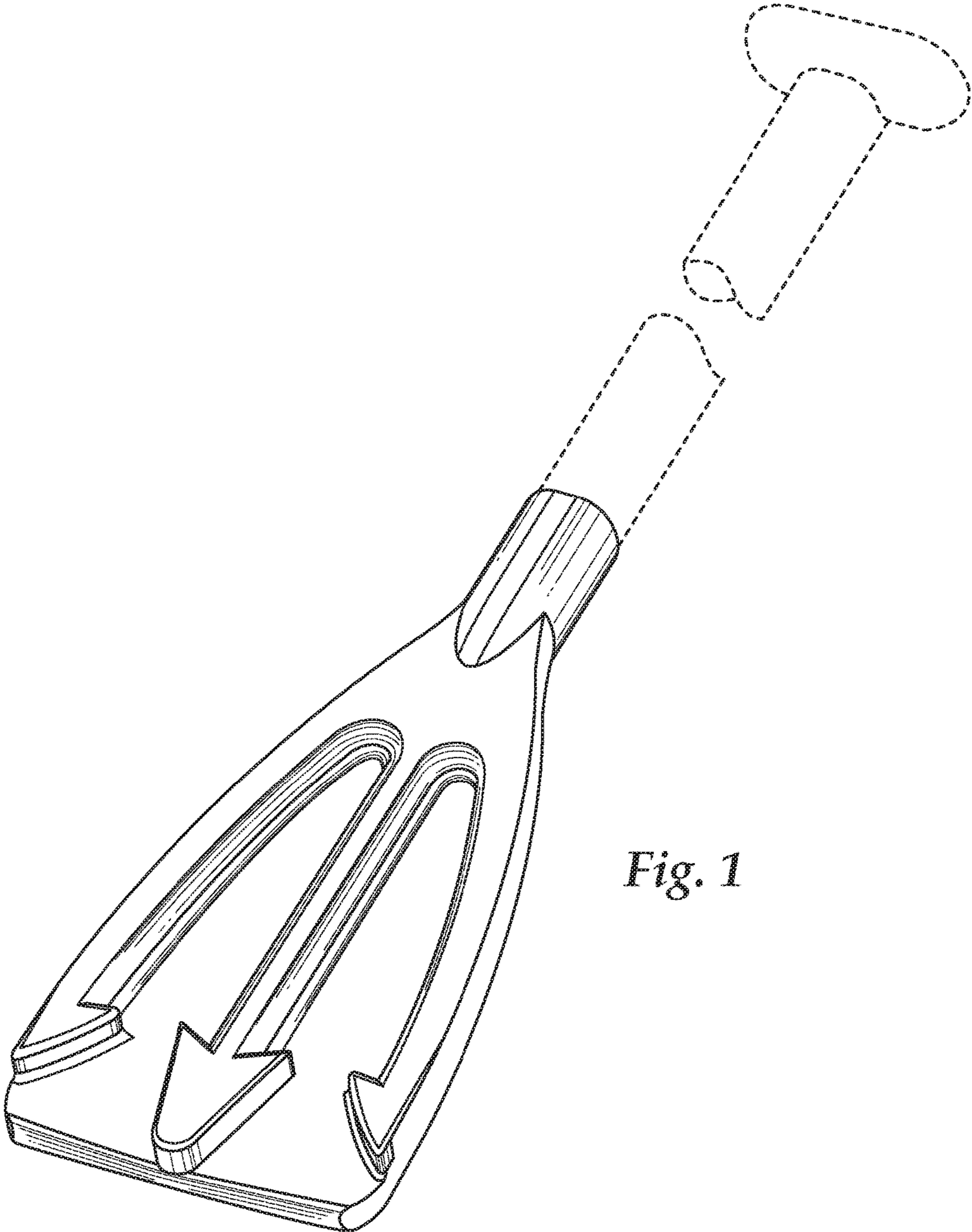
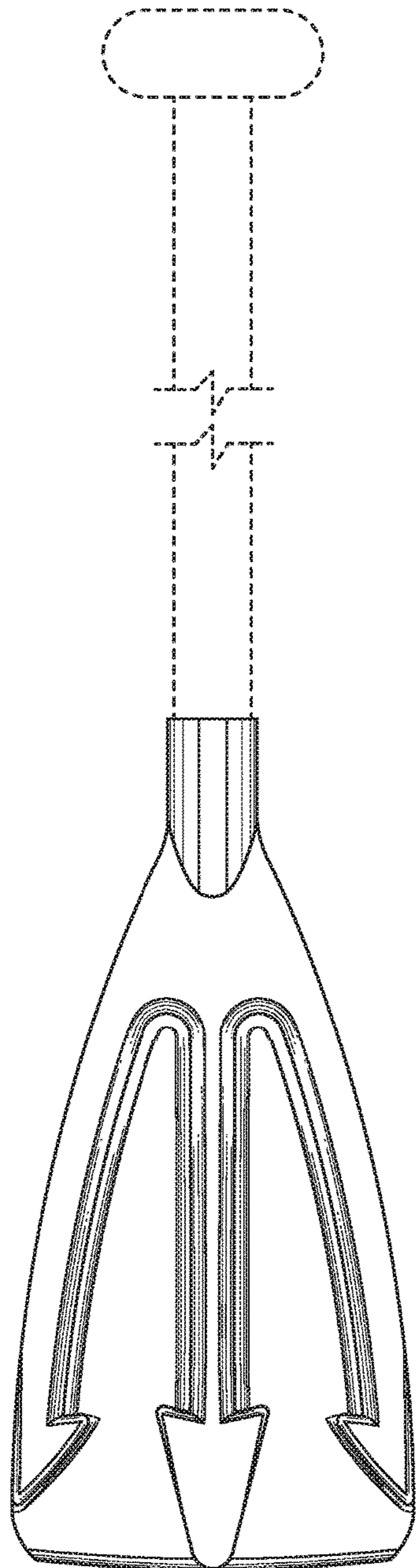
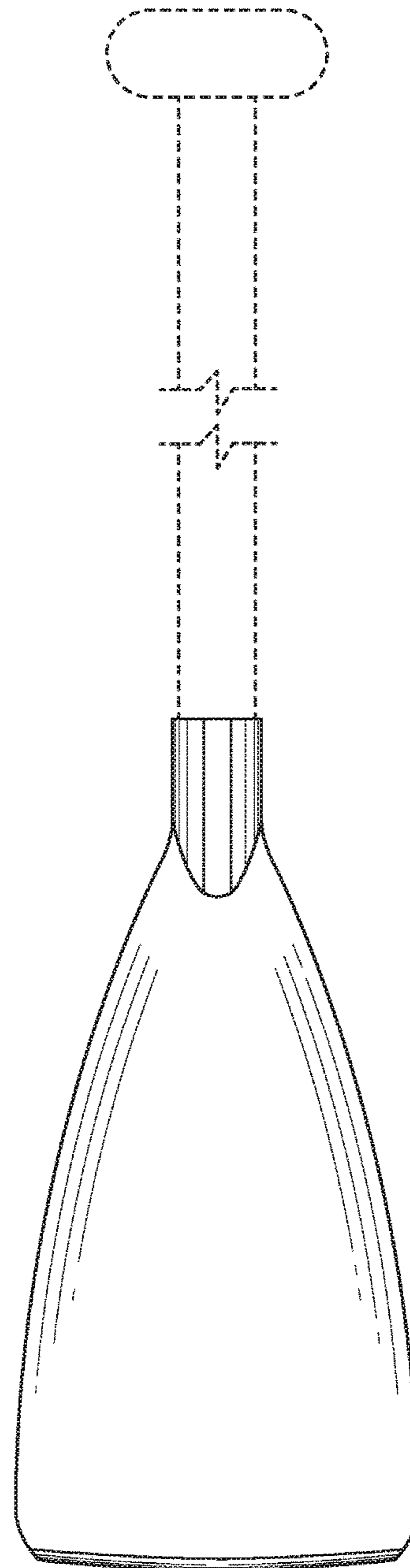


Fig. 1



*Fig. 2*



*Fig. 3*

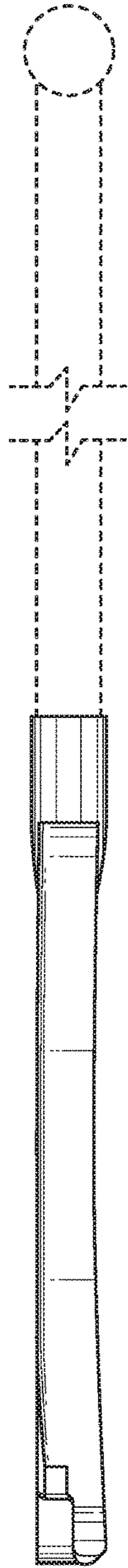


Fig. 4

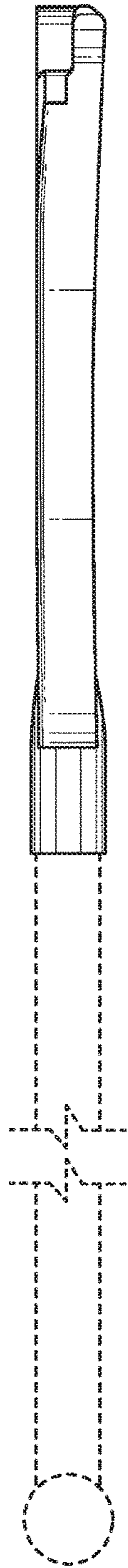


Fig. 5

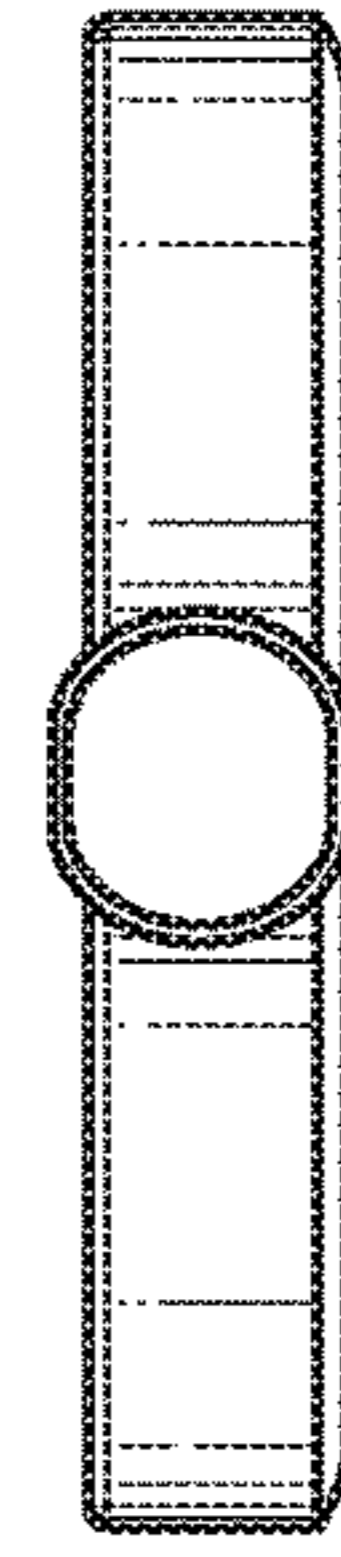


Fig. 7

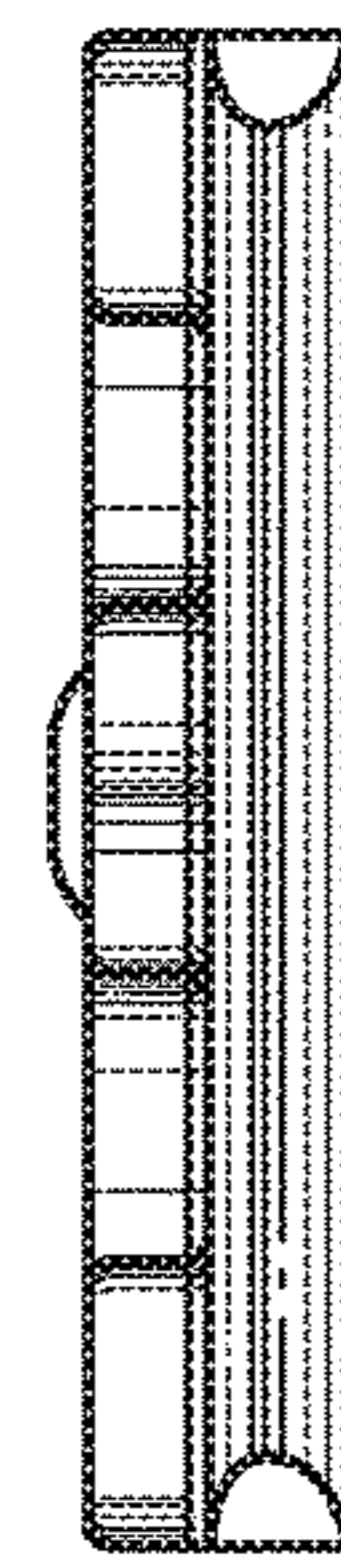


Fig. 6