



US00D818928S

(12) **United States Design Patent**
Myrberg

(10) **Patent No.:** **US D818,928 S**

(45) **Date of Patent:** **** May 29, 2018**

- (54) **RIM FOR VEHICLE WHEEL**
- (71) Applicant: **VOLVO CAR CORPORATION,**
Gothenburg (SE)
- (72) Inventor: **Anders Myrberg,** Askim (SE)
- (**) Term: **15 Years**
- (21) Appl. No.: **35/502,150**
- (22) Filed: **Nov. 22, 2016**
- (80) **Hague Agreement Data**
Int. Filing Date: **Nov. 22, 2016**
Int. Reg. No.: **DM/093821**
Int. Reg. Date: **Nov. 22, 2016**
Int. Reg. Pub. Date: **Dec. 23, 2016**

- (51) **LOC (11) Cl.** **12-16**
- (52) **U.S. Cl.**
USPC **D12/209; D12/211**
- (58) **Field of Classification Search**
USPC **D12/204-213**
CPC **B60B 1/00; B60B 1/08; B60B 1/10; B60B 1/12; B60B 3/04; B60B 3/06; B60B 3/10; B60B 3/02; B60B 7/00; B60B 7/01; B60B 7/02; B60B 7/04; B60B 7/06**
See application file for complete search history.

- (56) **References Cited**
U.S. PATENT DOCUMENTS
D476,283 S * 6/2003 Baumgartner D12/211
D533,825 S * 12/2006 Baumgartner D12/211
D539,204 S * 3/2007 Pollmann D12/209

D542,208 S *	5/2007	Gallert	D12/211
D542,728 S *	5/2007	Ichinose	D12/211
D589,428 S *	3/2009	Scheu	D12/211
D596,549 S *	7/2009	Varga	D12/211
D598,836 S *	8/2009	Blasi	D12/211
D613,657 S *	4/2010	Cortes	D12/209
D620,417 S *	7/2010	Gallert	D12/209
D625,235 S *	10/2010	Nissl	D12/209
D625,675 S *	10/2010	Juergens	D12/209
D645,390 S *	9/2011	De Bono	D12/209
D651,550 S *	1/2012	Elmitt	D12/209
D660,763 S *	5/2012	Chan	D12/209
D680,482 S *	4/2013	Gruner	D12/209
D682,764 S *	5/2013	Amezqueta	D12/211
D735,102 S *	7/2015	Swanseger	D12/209
D747,249 S *	1/2016	Lemke	D12/209
D748,030 S *	1/2016	Heizmann	D12/209
D749,484 S *	2/2016	Stopka	D12/209

* cited by examiner

Primary Examiner — Darlington Ly

(57) **CLAIM**

The ornamental design for a rim for vehicle wheel, as shown and described.

DESCRIPTION

- 1. Rim for vehicle wheel
- 1.1 is a front elevation view of a rim for vehicle wheel showing my new design;
- 1.2 is a left side elevation view thereof;
- 1.3 is a front and left side perspective view thereof;
- 1.4 is a front and right side perspective view thereof;
- 1.5 is a right side elevation view thereof;
- 1.6 is a top plan view thereof; and
- 1.7 is a rear elevation view thereof.

1 Claim, 7 Drawing Sheets







FIG. 1




FIG. 2



FIG. 3



FIG. 4



FIG. 5




FIG. 6



FIG. 7

UNITED STATES PATENT AND TRADEMARK OFFICE
CERTIFICATE OF CORRECTION

PATENT NO. : D818,928 S
APPLICATION NO. : 35/502150
DATED : May 29, 2018
INVENTOR(S) : Anders Myrberg

Page 1 of 1

It is certified that error appears in the above-identified patent and that said Letters Patent is hereby corrected as shown below:

On the Title Page

Please add:

Foreign Application Priority Data:

EUROPEAN UNION INTELLECTUAL PROPERTY OFFICE (EUIPO) App. No. 003169572-0007
filed June 3, 2016

EUROPEAN UNION INTELLECTUAL PROPERTY OFFICE (EUIPO) App. No. 003169572-0006
filed June 3, 2016

EUROPEAN UNION INTELLECTUAL PROPERTY OFFICE (EUIPO) App. No. 003169572-0005
filed June 3, 2016

EUROPEAN UNION INTELLECTUAL PROPERTY OFFICE (EUIPO) App. No. 003169572-0004
filed June 3, 2016

EUROPEAN UNION INTELLECTUAL PROPERTY OFFICE (EUIPO) App. No. 003169572-0003
filed June 3, 2016

EUROPEAN UNION INTELLECTUAL PROPERTY OFFICE (EUIPO) App. No. 003169572-0002
filed June 3, 2016

EUROPEAN UNION INTELLECTUAL PROPERTY OFFICE (EUIPO) App. No. 003169572-0001
filed June 3, 2016

In the Drawings

On drawing sheet 1 please change "FIG. 1" to "1.1"

On drawing sheet 2 please change "FIG. 2" to "1.2"

On drawing sheet 3 please change "FIG. 3" to "1.3"

On drawing sheet 4 please change "FIG. 4" to "1.4"

On drawing sheet 5 please change "FIG. 5" to "1.5"

On drawing sheet 6 please change "FIG. 6" to "1.6"

On drawing sheet 7 please change "FIG. 7" to "1.7"

Signed and Sealed this
Eighteenth Day of September, 2018



Andrei Iancu
Director of the United States Patent and Trademark Office