



US00D818923S

(12) **United States Design Patent** (10) **Patent No.:** **US D818,923 S**
Baeza (45) **Date of Patent:** **** May 29, 2018**

(54) **RUNNING BOARD**

(71) Applicant: **Hugo Baeza**, Whitehall, PA (US)

(72) Inventor: **Hugo Baeza**, Whitehall, PA (US)

(73) Assignee: **BPNI, INC.**, Whitehall, PA (US)

(**) Term: **15 Years**

(21) Appl. No.: **29/553,627**

(22) Filed: **Feb. 3, 2016**

(51) **LOC (11) Cl.** **12-16**

(52) **U.S. Cl.**
USPC **D12/203**

(58) **Field of Classification Search**
USPC D12/203, 89, 98, 314, 162, 190, 196
CPC .. B60R 3/002; B60R 3/02; B60R 3/00; B60R
3/005; B60R 3/007

See application file for complete search history.

(56) **References Cited**

U.S. PATENT DOCUMENTS

D330,536 S *	10/1992	Holloway	D12/203
D395,268 S *	6/1998	Tucker	D12/203
D473,178 S *	4/2003	Schumacher	D12/203
D488,759 S *	4/2004	Hattori	D12/203
D504,857 S *	5/2005	Yang	D12/203
D513,725 S *	1/2006	Metros	D12/203
D535,928 S *	1/2007	Crandall	D12/203
D546,259 S *	7/2007	Metros	D12/203
D559,755 S *	1/2008	Ito	D12/203
D568,221 S *	5/2008	Cord	D12/203
D588,514 S *	3/2009	Kudelko	D12/203
D596,097 S *	7/2009	Huang-Tsai	D12/203
D596,098 S *	7/2009	Huang-Tsai	D12/203
D632,627 S *	2/2011	Huang-Tsai	D12/203
D676,368 S *	2/2013	Cover	D12/203
D737,188 S *	8/2015	Perkins	D12/203
D741,769 S *	10/2015	Turner	D12/203
D742,798 S *	11/2015	Wegener	D12/203

D747,673 S *	1/2016	Wang	D12/203
D766,797 S *	9/2016	Li	D12/203
2011/0266766 A1*	11/2011	Huang-Tsai	B60R 3/00 280/169

(Continued)

OTHER PUBLICATIONS

62401419 Romik RAL Black Running Boards, Apr. 8, 2015, AutoCustoms.com, 2 pgs.*

Primary Examiner — George D. Kirschbaum

Assistant Examiner — Clese Moore, Jr.

(74) *Attorney, Agent, or Firm* — Dunlap Bennett & Luwdig PLLC; Brendan E. Squire

(57) **CLAIM**

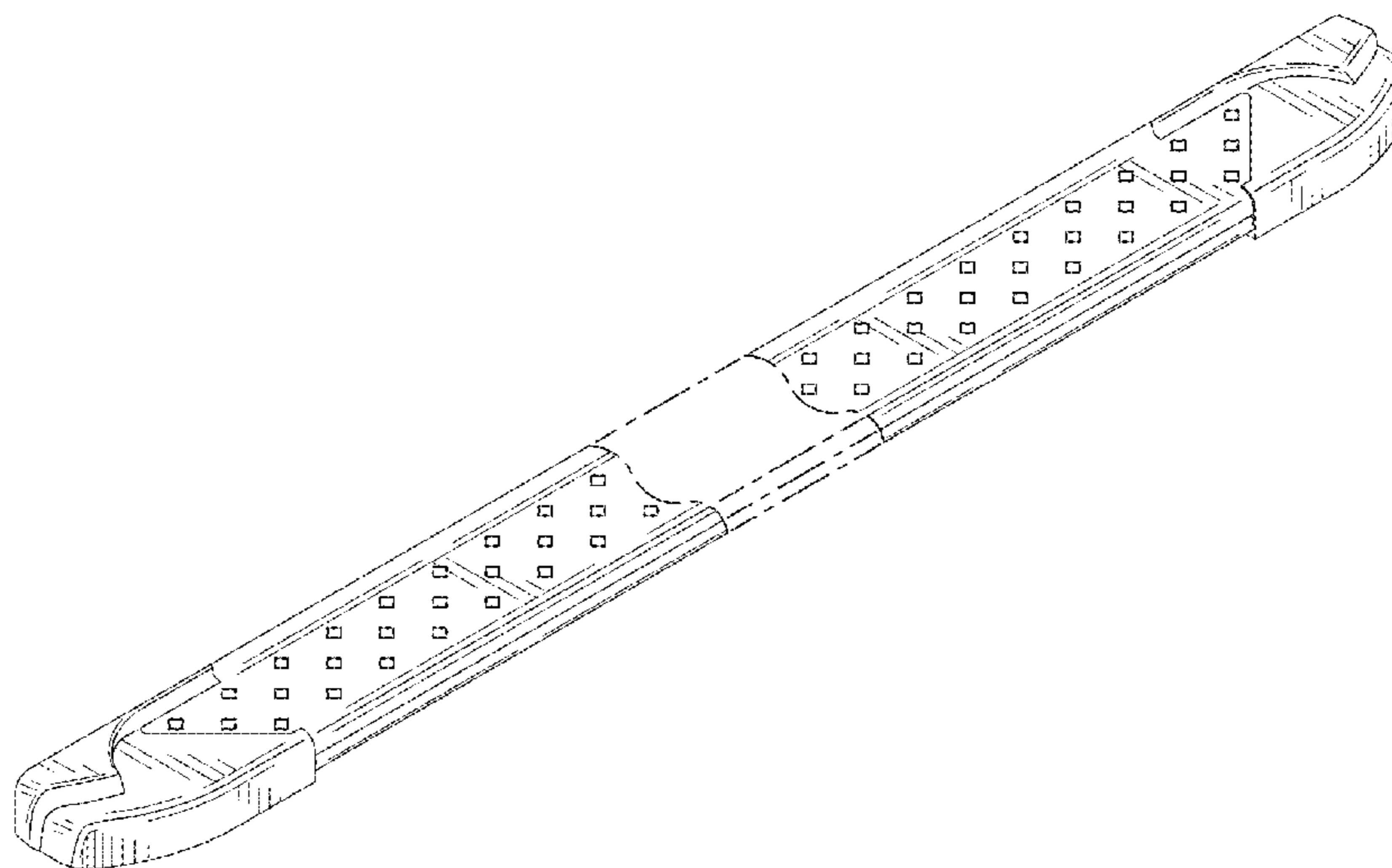
The ornamental design for a running board, as shown and described.

DESCRIPTION

FIG. 1 is a top front perspective view running board;
 FIG. 2 is a top elevation view thereof;
 FIG. 3 is a bottom elevation view thereof;
 FIG. 4 is a front elevation view thereof, with the rear elevation view being a mirror image thereof;
 FIG. 5 is a right elevation view thereof;
 FIG. 6 is a left elevation view thereof;
 FIG. 7 is a sectional view shown along line 7-7 of FIG. 5; and,
 FIG. 8 is a top front perspective view thereof, shown in use applied to a motor vehicle.

The broken lines shown in the drawings illustrate portions of the running board that form no part of the claimed design. In FIG. 8, the broken lines showing of the motor vehicle and tires illustrates environment and forms no part of the claim. The broken away symbols in the drawings indicate the appearance of any portion of the running board between the break lines forms no part of the claimed design.

1 Claim, 4 Drawing Sheets



(56)

References Cited

U.S. PATENT DOCUMENTS

2013/0201714 A1* 8/2013 Huang-Tsai B60Q 1/323
362/545

* cited by examiner

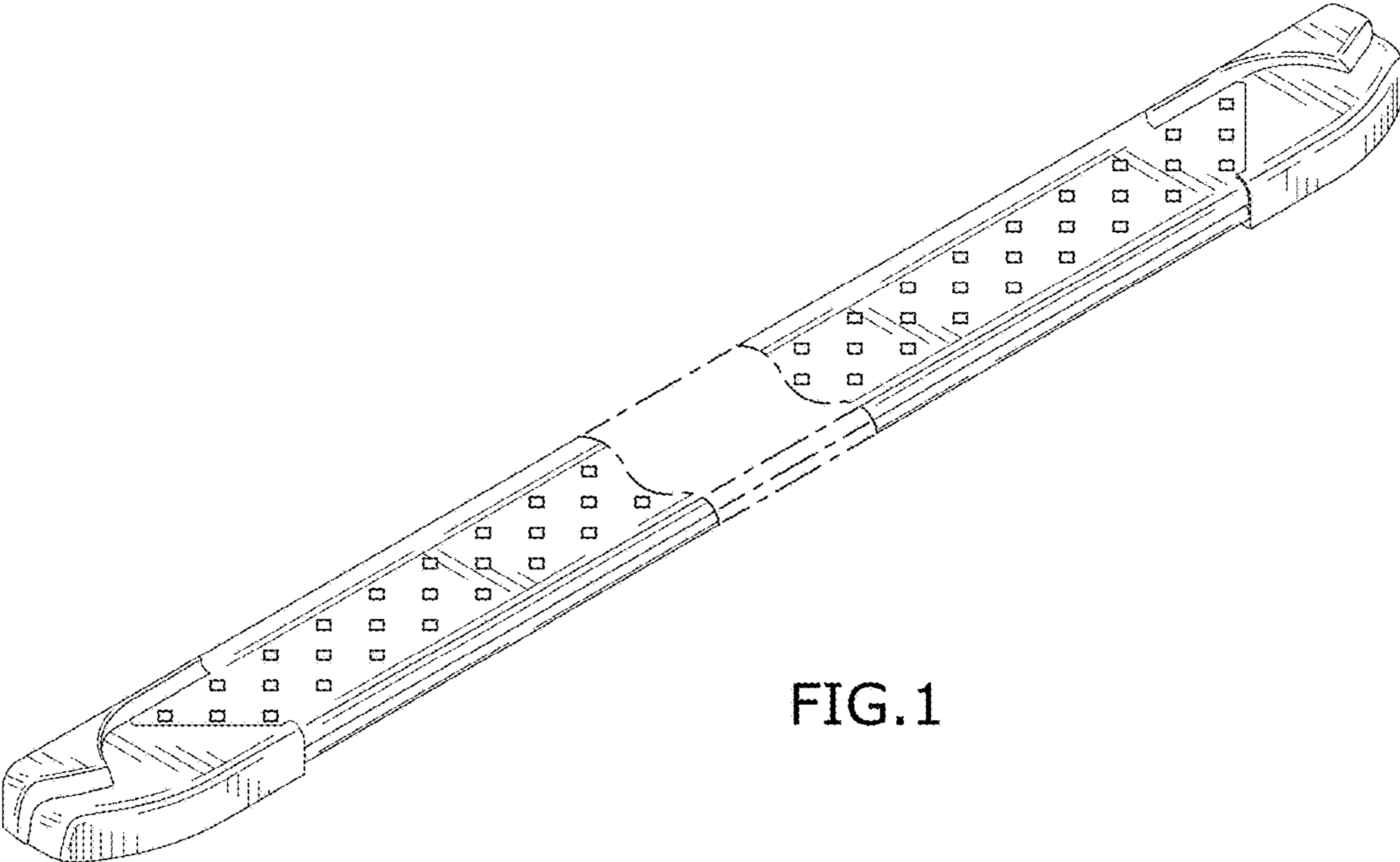


FIG. 1



FIG. 2

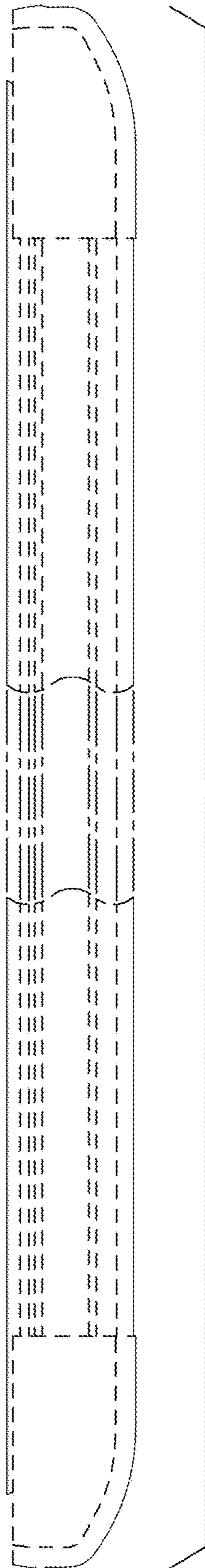


FIG. 3

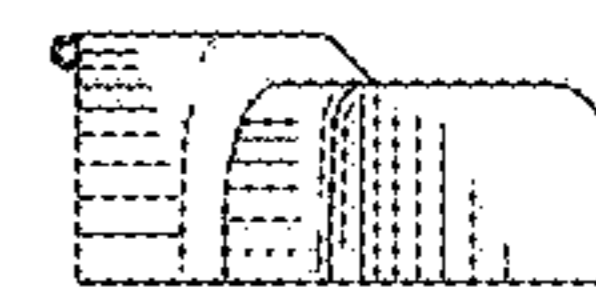


FIG. 4

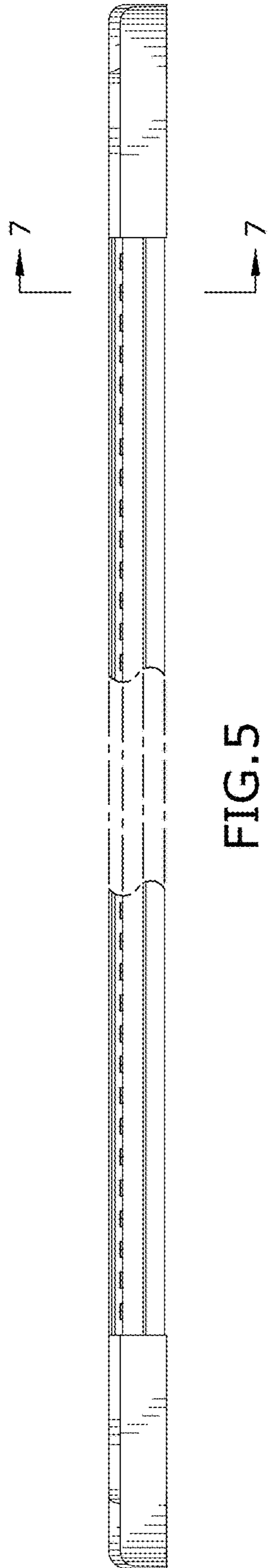


FIG. 5

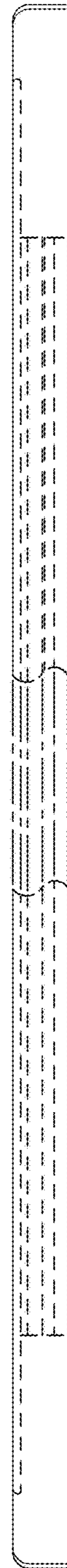


FIG. 6

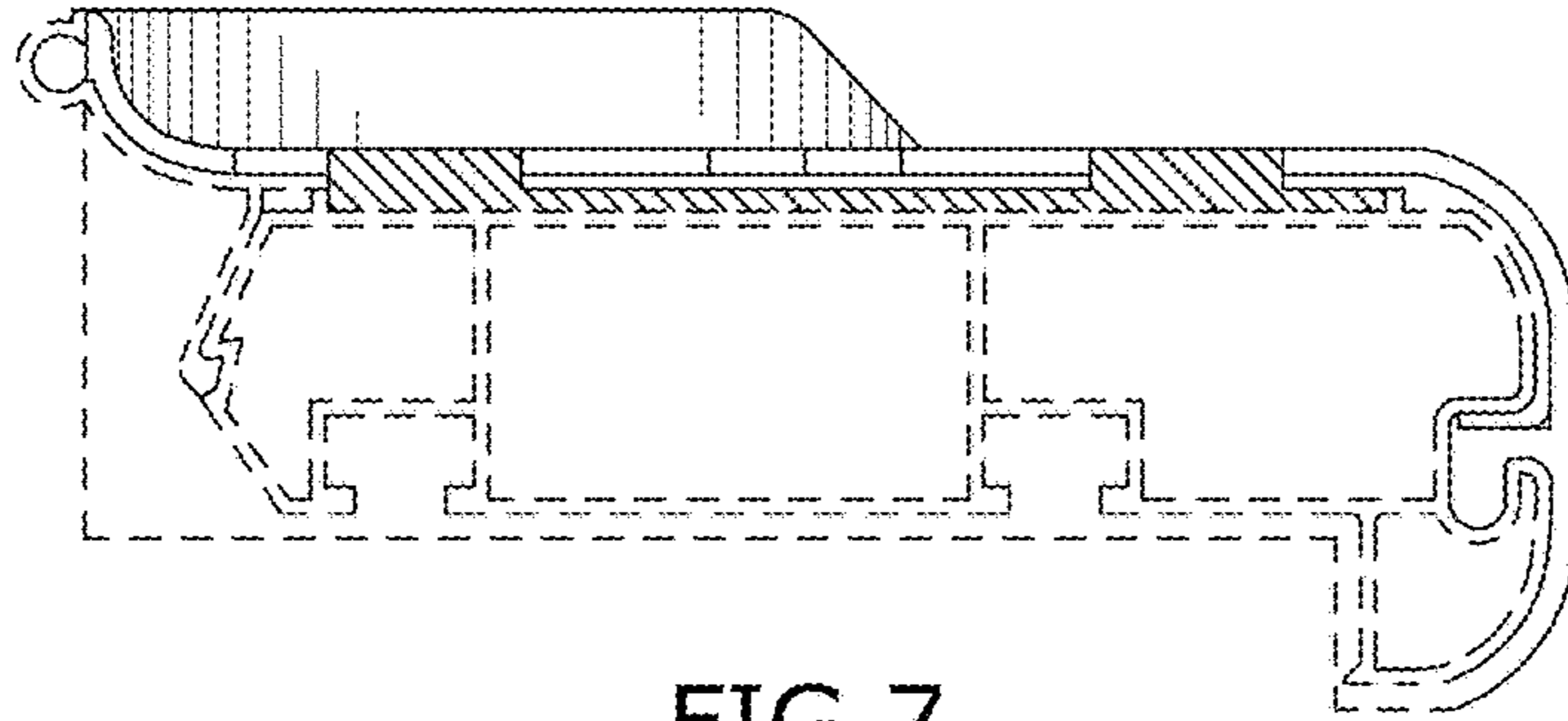


FIG. 7

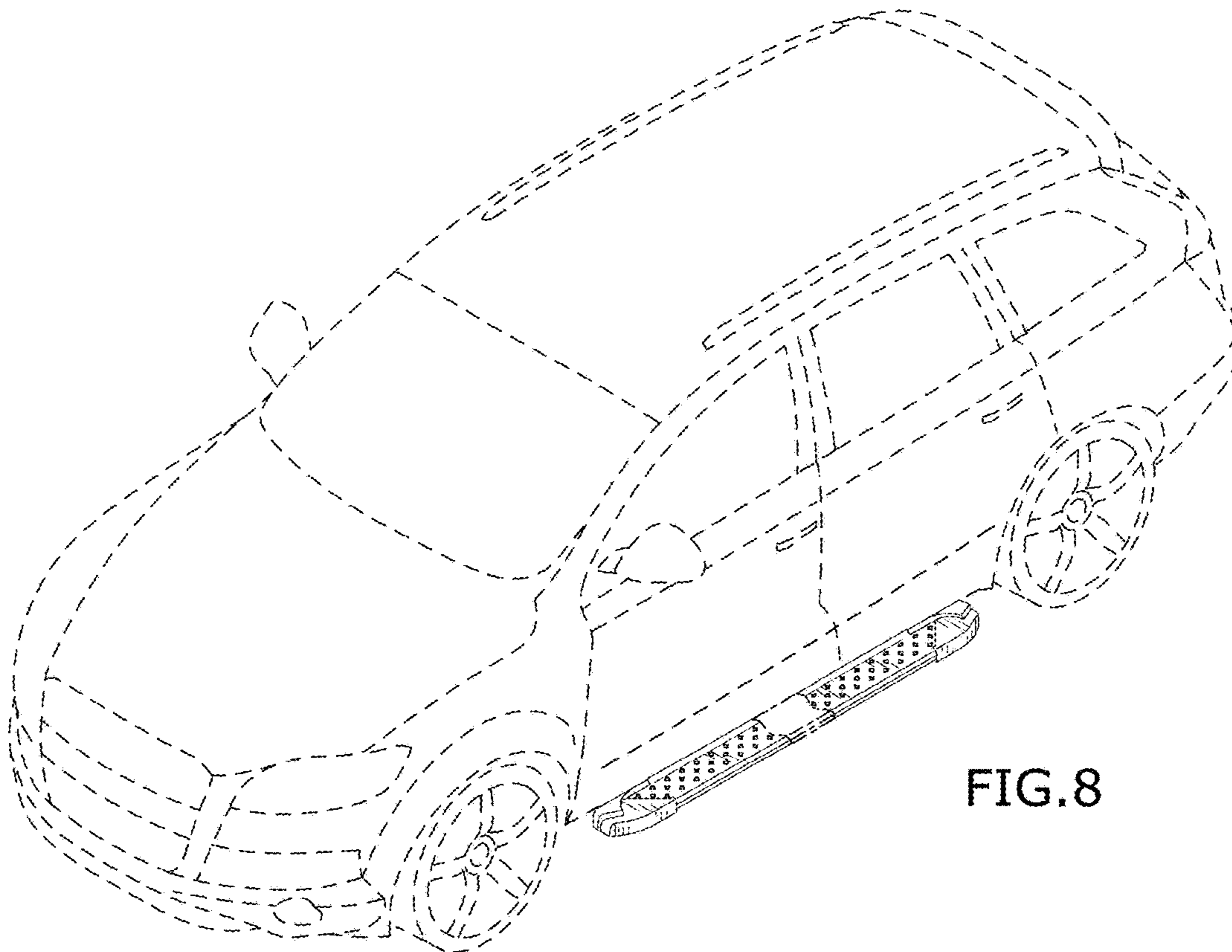


FIG. 8