



US00D818910S

(12) **United States Design Patent** (10) **Patent No.:** **US D818,910 S**  
**Yates** (45) **Date of Patent:** **\*\* May 29, 2018**

(54) **AIR DEFLECTOR**  
(71) Applicant: **Volvo Lastvagnar AB**, Göteborg (SE)  
(72) Inventor: **Lukas Yates**, Greensboro, NC (US)  
(73) Assignee: **VOLVO LASTVAGNAR AB**,  
Gothenburg (SE)  
(\*\*) Term: **15 Years**  
(21) Appl. No.: **29/593,288**  
(22) Filed: **Feb. 8, 2017**  
(51) **LOC (11) Cl.** ..... **12-16**  
(52) **U.S. Cl.**  
USPC ..... **D12/181**  
(58) **Field of Classification Search**  
USPC ..... D12/181, 182, 183, 184, 317, 400, 191  
CPC ..... B60S 9/205  
See application file for complete search history.

D647,016 S \* 10/2011 Medina ..... D12/181  
D737,744 S \* 9/2015 Knoedle-Bunte ..... D12/181  
D764,992 S \* 8/2016 Vena ..... D12/181  
D770,952 S \* 11/2016 Heilaneh ..... D12/181  
D812,535 S \* 3/2018 Milton ..... D12/181

**OTHER PUBLICATIONS**

Images of Mack CXU Pinnacle Truck, released 2006, 2 pages, Jan. 1, 2006.

\* cited by examiner

*Primary Examiner* — Katrina A Betton  
(74) *Attorney, Agent, or Firm* — Tucker Ellis LLP


(57) **CLAIM**  
The ornamental design for an air deflector, as shown and described.

**DESCRIPTION**

FIG. 1 is a perspective view of an air deflector showing my new design.  
FIG. 2 is a front view thereof.  
FIG. 3 is a rear view thereof.  
FIG. 4 is a left side view thereof.  
FIG. 5 is a right side view thereof.  
FIG. 6 is a top view thereof; and,  
FIG. 7 is a bottom view thereof.

**1 Claim, 6 Drawing Sheets**

(56) **References Cited**  
U.S. PATENT DOCUMENTS  
D307,410 S \* 4/1990 Bott ..... D12/181  
D307,411 S \* 4/1990 Bott ..... D12/181  
D643,352 S \* 8/2011 Hjorten ..... D12/181






FIG. 1




FIG. 2




FIG. 3




FIG. 4




FIG. 5




FIG. 6




FIG. 7