



US00D818895S

(12) **United States Design Patent** (10) **Patent No.:** **US D818,895 S**
Lee (45) **Date of Patent:** **** May 29, 2018**

(54) **MOTOR CAR**
(71) Applicant: **Bentley Motors Limited**, Cheshire (GB)
(72) Inventor: **Sang Yup Lee**, Chester (GB)
(73) Assignee: **Bentley Motors Ltd.**, Crewe, Cheshire (GB)
(**) Term: **15 Years**
(21) Appl. No.: **29/556,455**
(22) Filed: **Mar. 1, 2016**
(30) **Foreign Application Priority Data**
Sep. 2, 2015 (EM) 002764738
(51) **LOC (11) Cl.** **12-16**
(52) **U.S. Cl.**
USPC **D12/164**
(58) **Field of Classification Search**
USPC D12/86, 90-92, 88; D21/421, 433, 434;
296/181.1, 181.5
CPC B62D 35/00; B62D 25/00; B62D 25/06;
B62D 33/00
See application file for complete search history.

D686,535 S * 7/2013 Van Braeckel D12/92
D717,697 S * 11/2014 van Braeckel D12/92
D780,069 S * 2/2017 Thurner D12/92
D782,367 S * 3/2017 Donckerwolke D12/92

FOREIGN PATENT DOCUMENTS

EM 002000075-0001 5/2012

OTHER PUBLICATIONS

(4) Digital Images, three (3) pages from European Design Reg. No. 002000075 Published Mar. 6, 2014.

* cited by examiner

Primary Examiner — Melody N Brown

(74) *Attorney, Agent, or Firm* — Tarolli, Sundheim, Covell & Tummino LLP; John A. Yirga, Esq.

(57) **CLAIM**


The ornamental design for a motor car, as shown and described.

DESCRIPTION

FIG. 1 is a front elevation view of a motor car;
FIG. 2 is a front perspective view thereof;
FIG. 3 is a right side elevation view thereof;
FIG. 4 is a left side elevation view thereof;
FIG. 5 is a rear elevation view thereof;
FIG. 6 is a rear perspective view thereof; and,
FIG. 7 is a top plan view thereof.
Those portions of the Figures shown in broken lines or dashed lines are included for environmental purposes only and form no part of the claimed design.

1 Claim, 7 Drawing Sheets

(56) **References Cited**
U.S. PATENT DOCUMENTS
D574,752 S * 8/2008 van Braeckel D12/92
D623,989 S * 9/2010 Thurner D12/92
D658,545 S * 5/2012 Van Braeckel D12/91
D685,679 S * 7/2013 Van Braeckel D12/92






FIG. 1

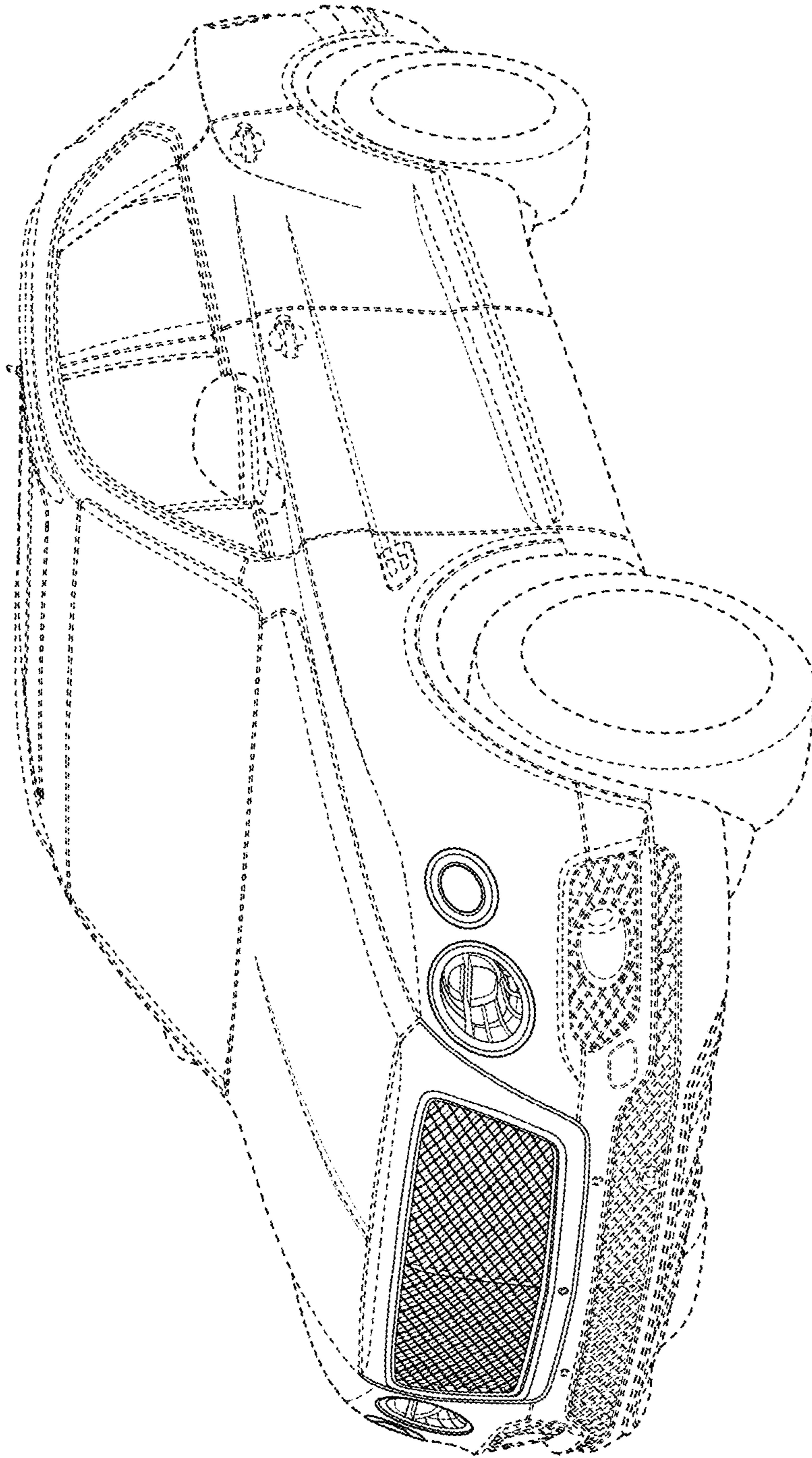


FIG. 2

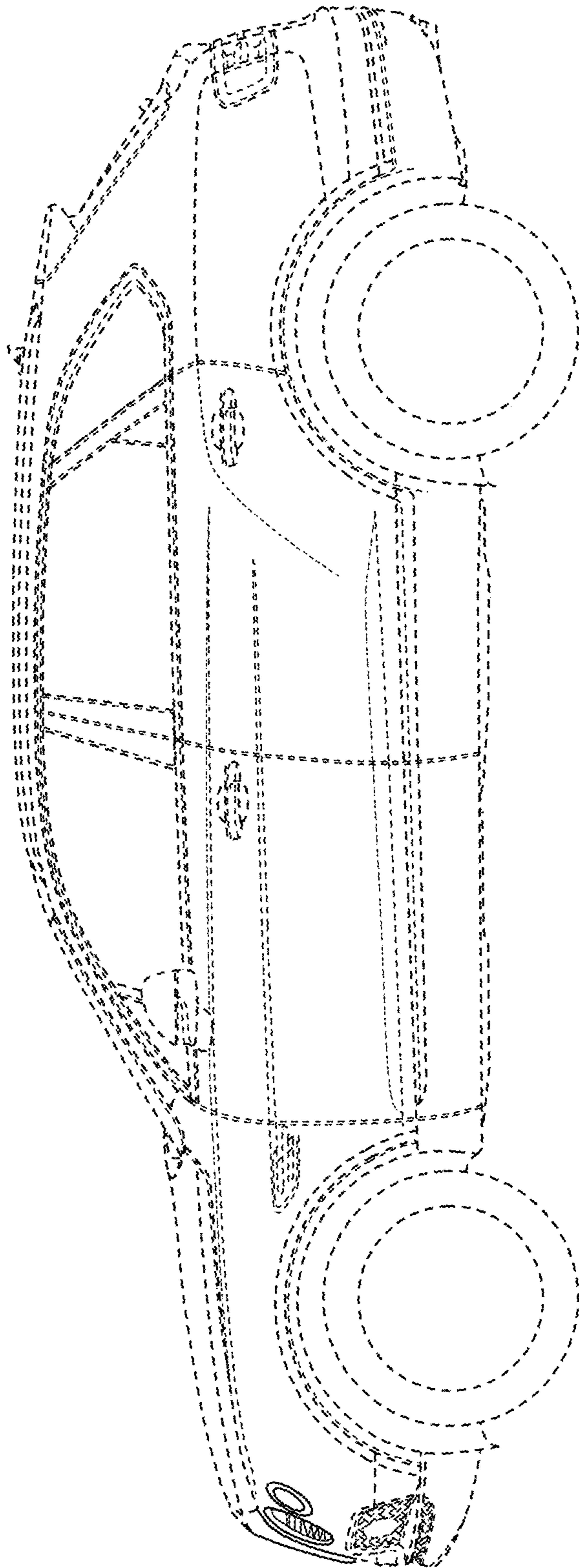


FIG. 3

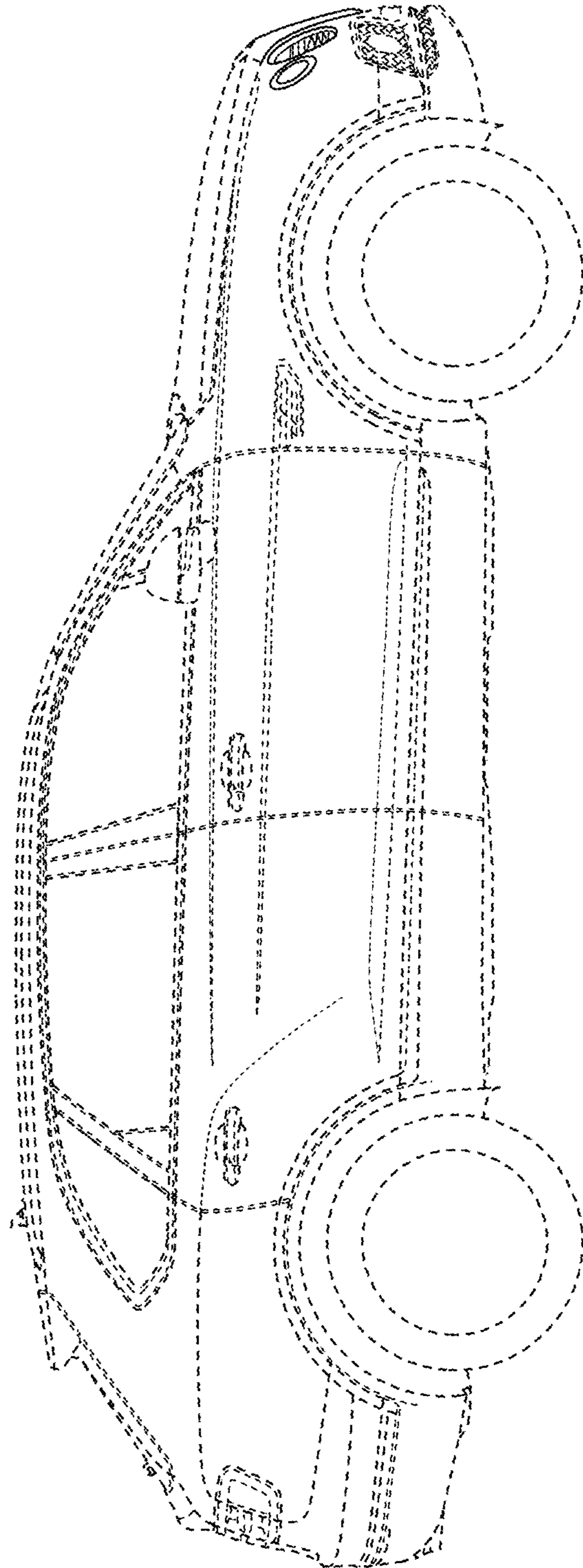


FIG. 4

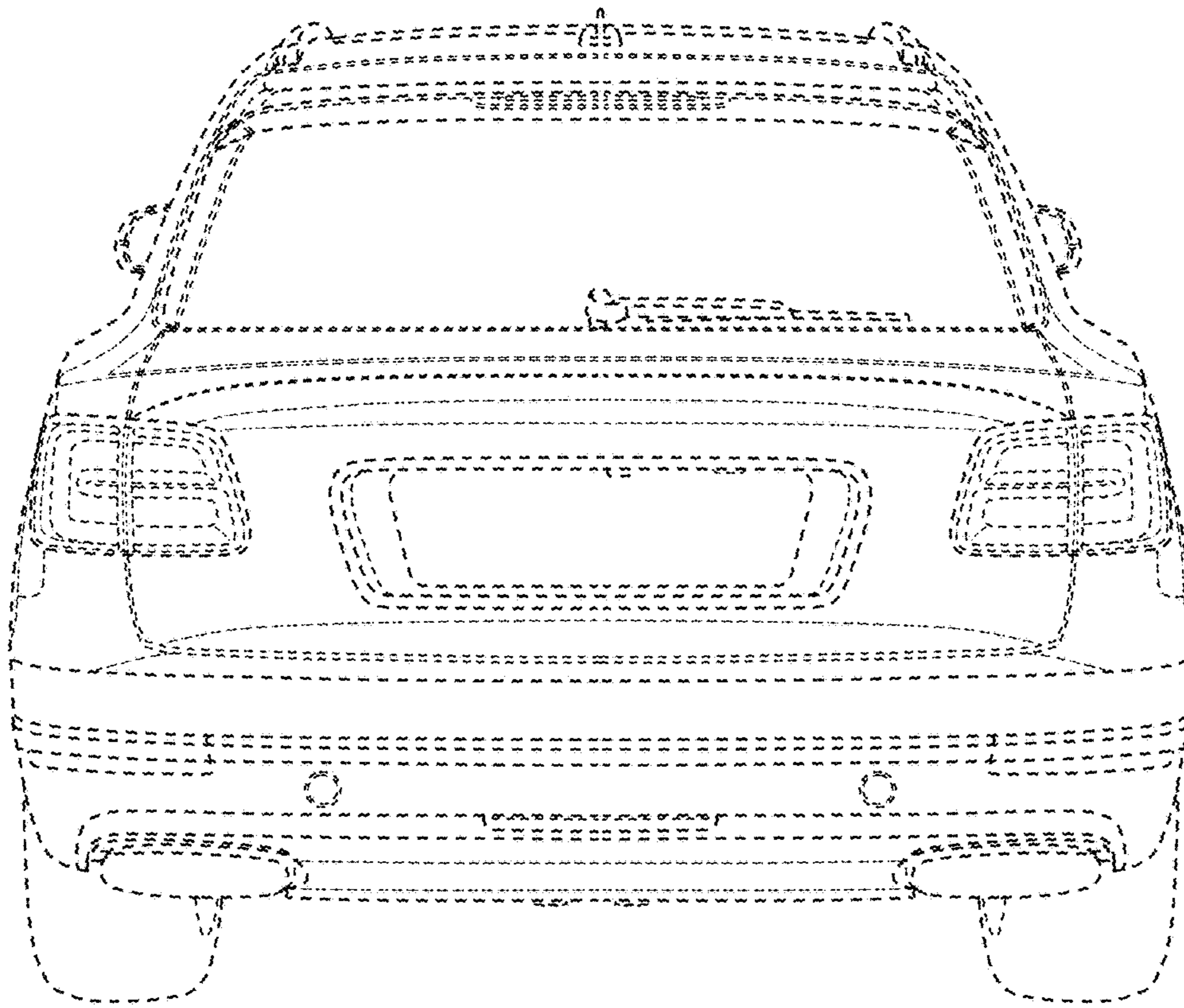


FIG. 5

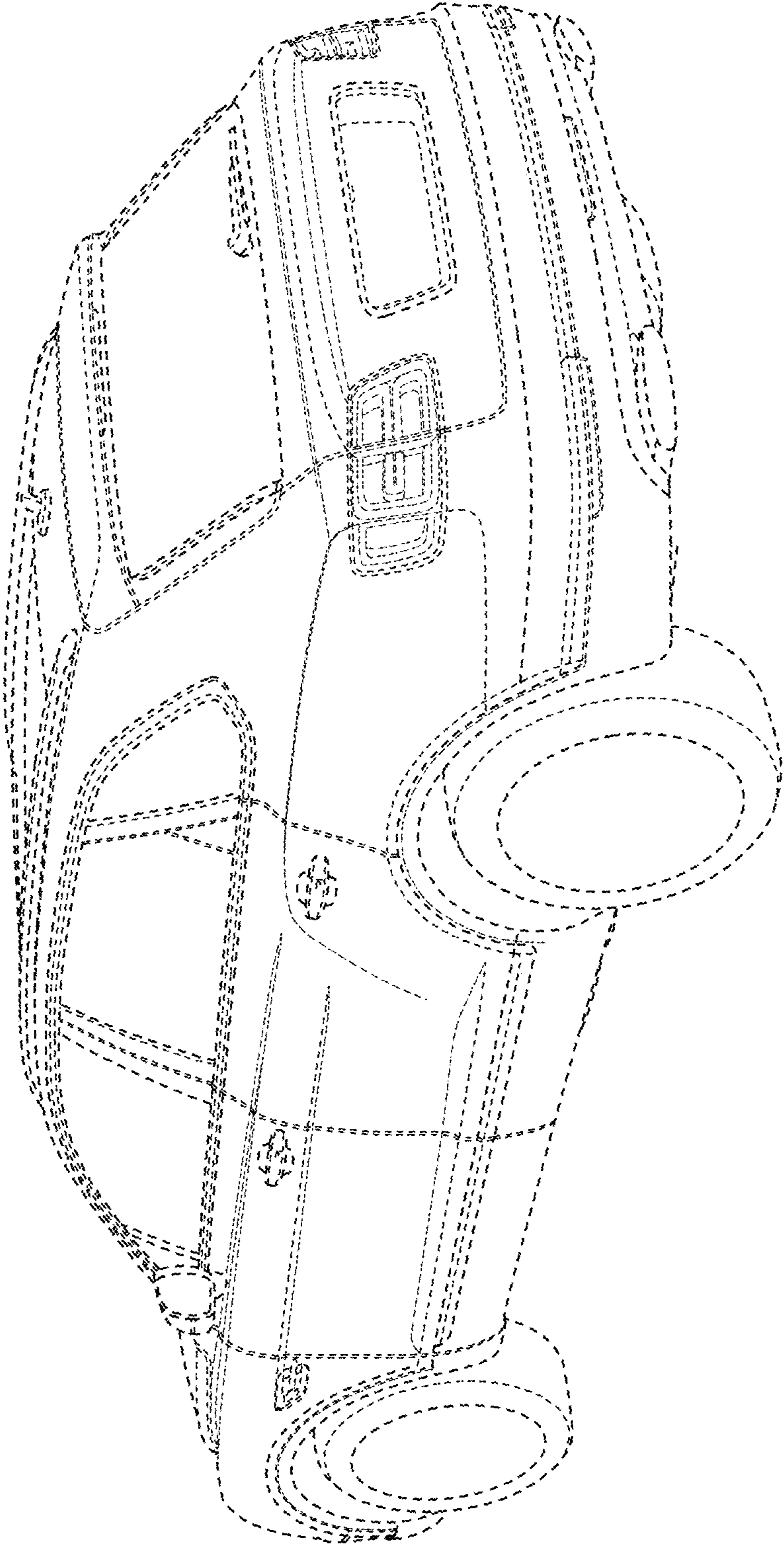


FIG. 6

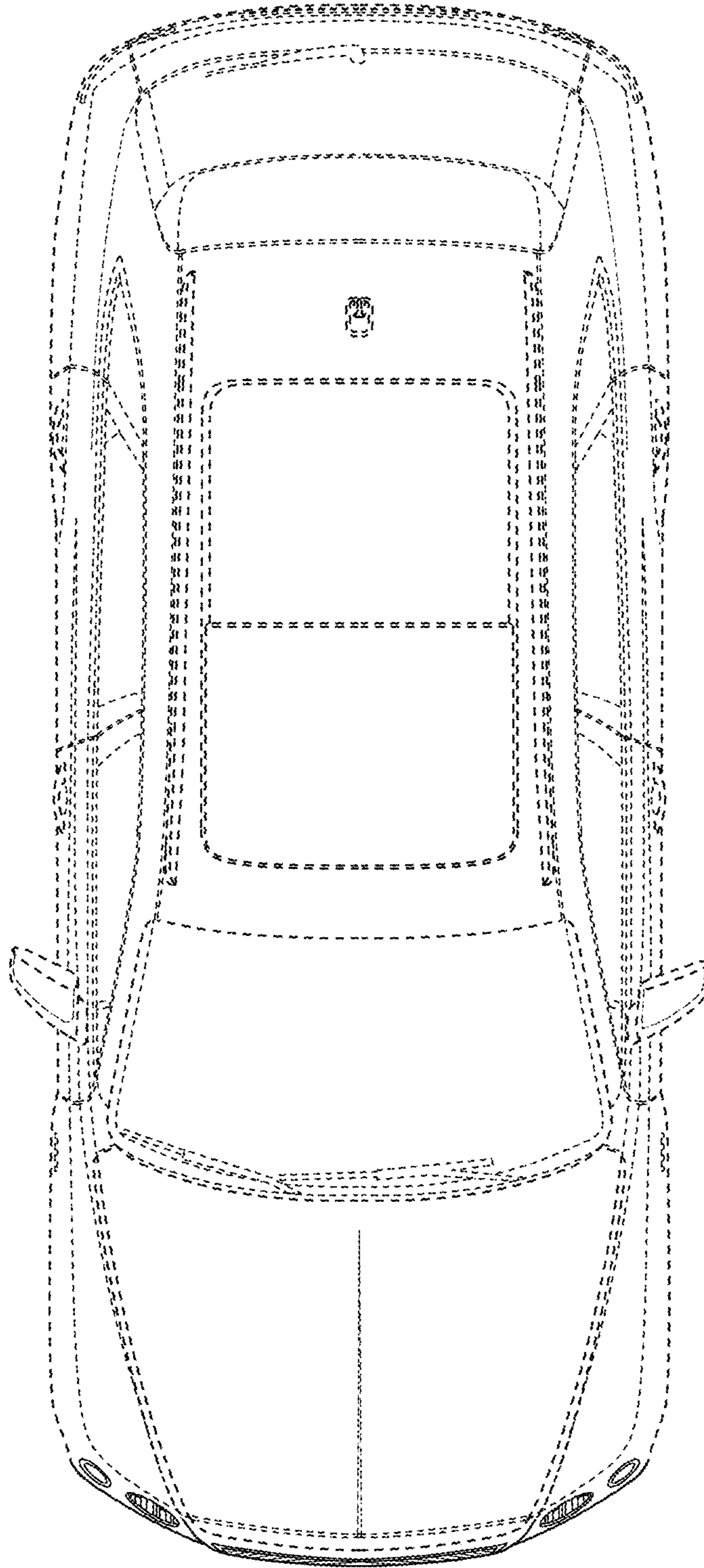


FIG. 7