



US00D818890S

(12) **United States Design Patent**
Beermann

(10) **Patent No.:** **US D818,890 S**

(45) **Date of Patent:** **** May 29, 2018**

- (54) **RADIATOR GRILL FOR A VEHICLE**
- (71) Applicant: **Bayerische Motoren Werke Aktiengesellschaft, Munich, DE (US)**
- (72) Inventor: **Page Beermann, Marina Del Rey, CA (US)**
- (73) Assignee: **Bayerische Motoren Werke Aktiengesellschaft, Munich (DE)**

6,027,150 A *	2/2000	Flewitt	B60K 11/08 180/68.6
D737,740 S *	9/2015	Goeppel	D12/169
D771,530 S *	11/2016	Schneider	D12/169
2012/0074729 A1 *	3/2012	Fenchak	B60K 11/085 296/193.1
2013/0068403 A1 *	3/2013	Fenchak	B60K 11/085 160/218
2014/0299075 A1 *	10/2014	Sigurdson	B60K 11/085 123/41.04
2016/0102599 A1 *	4/2016	Danev	B60K 11/085 123/41.06

(**) Term: **15 Years**

* cited by examiner

(21) Appl. No.: **29/579,108**

Primary Examiner — Susan Bennett Hattan

(22) Filed: **Sep. 28, 2016**

Assistant Examiner — Suzanne E Tisdell

(30) **Foreign Application Priority Data**

(74) *Attorney, Agent, or Firm* — Crowell & Moring LLP

Mar. 29, 2016 (DE) 40 2016 100 365

(51) **LOC (11) Cl.** **12-16**

(52) **U.S. Cl.**
USPC **D12/163**

(58) **Field of Classification Search**
USPC D12/86, 91, 93, 163, 164, 166, 167, 169,
D12/171, 172, 173, 190, 216
CPC B62D 25/08; B62B 9/16; B60K 11/08;
B60R 19/52
See application file for complete search history.

(57) **CLAIM**

The ornamental design for a radiator grill for a vehicle, as shown and described.

(56) **References Cited**

U.S. PATENT DOCUMENTS

2,033,376 A *	3/1936	Hanson	B60R 19/52 52/662
2,068,506 A *	1/1937	Morrison	B60R 19/52 165/149
2,073,581 A *	3/1937	Morrison	B60R 19/52 180/69.2

DESCRIPTION

This application contains subject matter related to the following co-pending U.S. design patent applications: Application Ser. No. 29/579,102, filed herewith and entitled "Vehicle, Toy, and/or Replicas Thereof"; and Application Ser. No. 29/579,109, filed herewith and entitled "Vehicle, Toy, and/or Replicas Thereof".

FIG. 1 is a front view of a radiator grill for a vehicle according to the design;

FIG. 2 is a right, front perspective view thereof;

FIG. 3 is a rear perspective view thereof;

FIG. 4 is a right side view thereof;

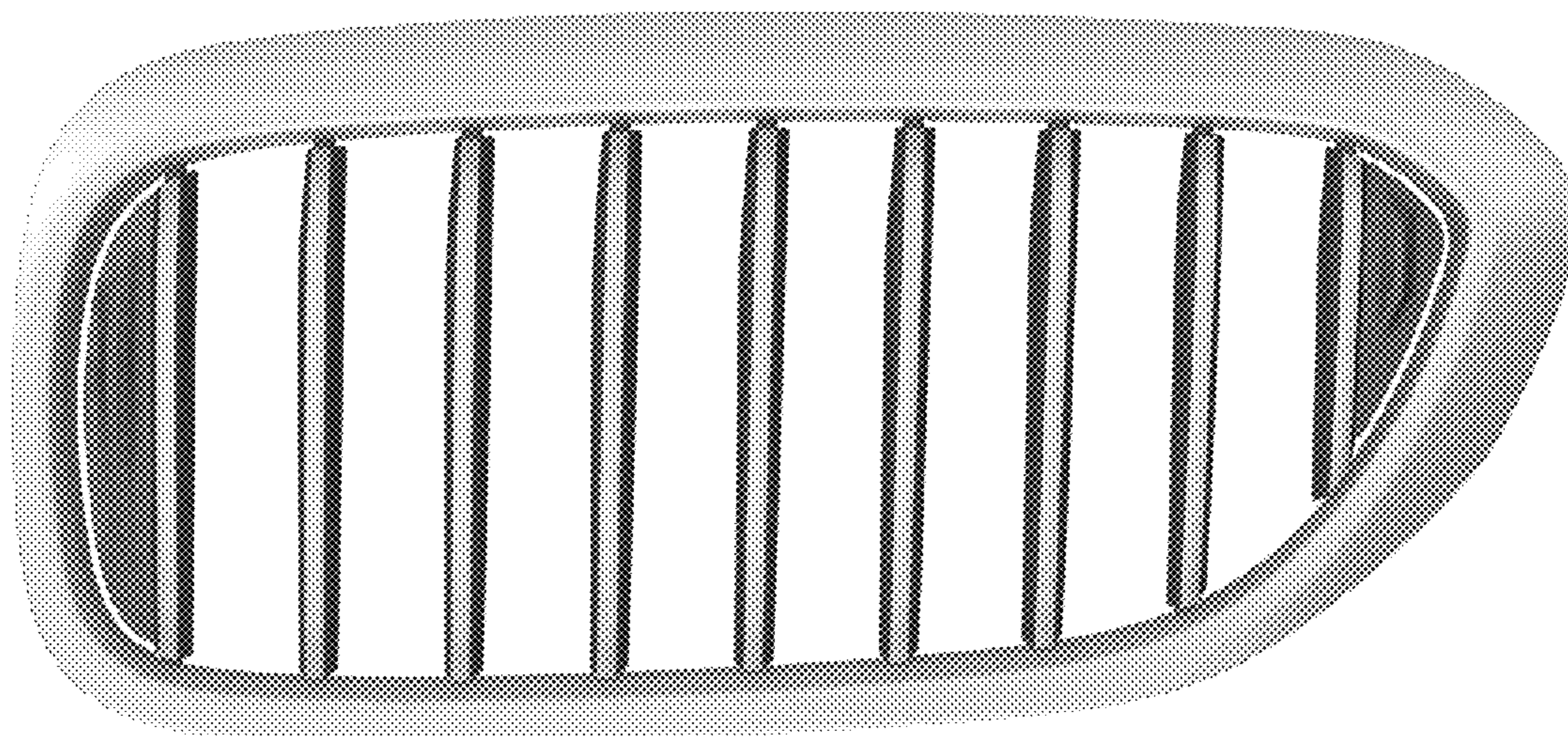
FIG. 5 is a left side view thereof;

FIG. 6 is a top view thereof;

FIG. 7 is a bottom view thereof; and,

FIG. 8 is a rear view thereof.

1 Claim, 8 Drawing Sheets






Fig. 1



Fig. 2



Fig. 3




Fig. 4




Fig. 5

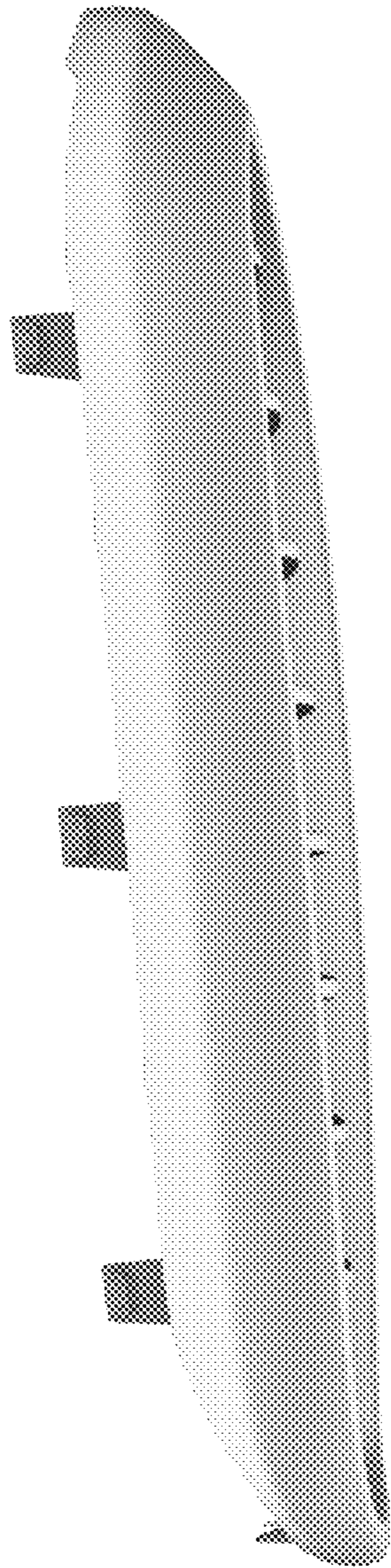


Fig. 6

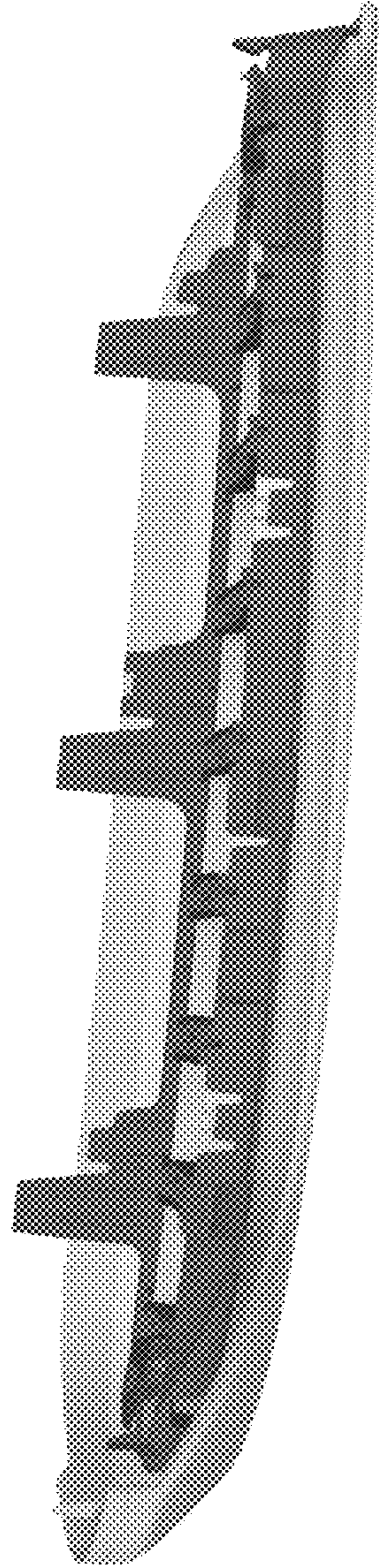


Fig. 7




Fig. 8