



US00D818884S

(12) **United States Design Patent** (10) **Patent No.:** **US D818,884 S**
Seol (45) **Date of Patent:** **** May 29, 2018**

(54) **RADIATOR GRILLE OF CAR**
(71) Applicant: **GM GLOBAL TECHNOLOGY OPERATIONS LLC**, Detroit, MI (US)
(72) Inventor: **Eunsu Seol**, Incheon (KR)
(73) Assignee: **GM GLOBAL TECHNOLOGY OPERATIONS LLC**, Detroit, MI (US)
(**) Term: **15 Years**
(21) Appl. No.: **29/565,303**
(22) Filed: **May 19, 2016**
(30) **Foreign Application Priority Data**

Nov. 20, 2015 (KR) 30-2015-0058665

(51) **LOC (11) Cl.** **12-16**
(52) **U.S. Cl.**
USPC **D12/163**

(58) **Field of Classification Search**
USPC D12/86, 91, 93, 163, 164, 166, 167, 169, D12/171, 172, 173, 190, 216
CPC B62D 25/08; B62B 9/16; B60K 11/08; B60R 19/52
See application file for complete search history.

(56) **References Cited**

U.S. PATENT DOCUMENTS

6,328,358 B1 * 12/2001 Berweiler B60R 19/52 180/68.6
D584,196 S * 1/2009 Ebel D12/163
D589,853 S * 4/2009 Saridakis D12/163
D642,964 S * 8/2011 Miyazawa D12/163
D647,011 S * 10/2011 Verhee D12/169
D668,590 S * 10/2012 Furst D12/163
D679,225 S * 4/2013 Gifford D12/163

D680,918 S * 4/2013 Yamada D12/163
D701,151 S * 3/2014 Cartabiano D12/169
D703,108 S * 4/2014 Futschik D12/163
D705,699 S * 5/2014 Ware D12/91
D711,794 S * 8/2014 Okamura D12/169
D716,197 S * 10/2014 Terui D12/163
D721,019 S * 1/2015 Pevovar D12/163
D732,430 S * 6/2015 Loeb D12/91
D748,543 S * 2/2016 Nissl D12/169
D755,088 S * 5/2016 McMahan D12/163
D763,152 S * 8/2016 Frascella D12/190
9,469,187 B1 * 10/2016 Ho B60K 11/08
D775,003 S * 12/2016 Pevovar D12/163
D775,554 S * 1/2017 Kapitonov D12/163
D776,020 S * 1/2017 Kapitonov D12/163
D780,644 S * 3/2017 Kim D12/163
D782,943 S * 4/2017 Kavaja D12/163
D782,944 S * 4/2017 Pevovar D12/163
D786,145 S * 5/2017 Kozub D12/163
D787,993 S * 5/2017 McCabe D12/173

(Continued)

Primary Examiner — Susan Bennett Hattan
Assistant Examiner — Suzanne E Tisdell
(74) *Attorney, Agent, or Firm* — Browdy and Neimark, P.L.L.C.


(57) **CLAIM**

The ornamental design for a radiator grille of car, as shown and described.

DESCRIPTION

FIG. 1 is a perspective view of new design for a radiator grille of car as shown in the drawings;
FIG. 2 is a front elevation view of the radiator grille of car;
FIG. 3 is a rear elevation view of the radiator grille of car;
FIG. 4 is a left side view of the radiator grille of car;
FIG. 5 is a right side view of the radiator grille of car;
FIG. 6 is a top plan view of the radiator grille of car; and,
FIG. 7 is a bottom plan view of the radiator grille of car.

1 Claim, 7 Drawing Sheets



(56)

References Cited

U.S. PATENT DOCUMENTS

2004/0190985 A1* 9/2004 Aigner B60R 19/52
403/329
2005/0006913 A1* 1/2005 Otte B60R 19/52
293/115
2006/0157992 A1* 7/2006 Sakamoto B60R 19/52
293/115
2008/0079271 A1* 4/2008 Maruko B60R 19/52
293/102
2010/0148525 A1* 6/2010 Abdelnour B60R 19/52
293/115
2011/0181062 A1* 7/2011 Bernt B60K 11/085
293/102
2014/0291056 A1* 10/2014 Takanaga B60K 11/085
180/274
2016/0325790 A1* 11/2016 Murray B62D 25/02

* cited by examiner

Fig. 1

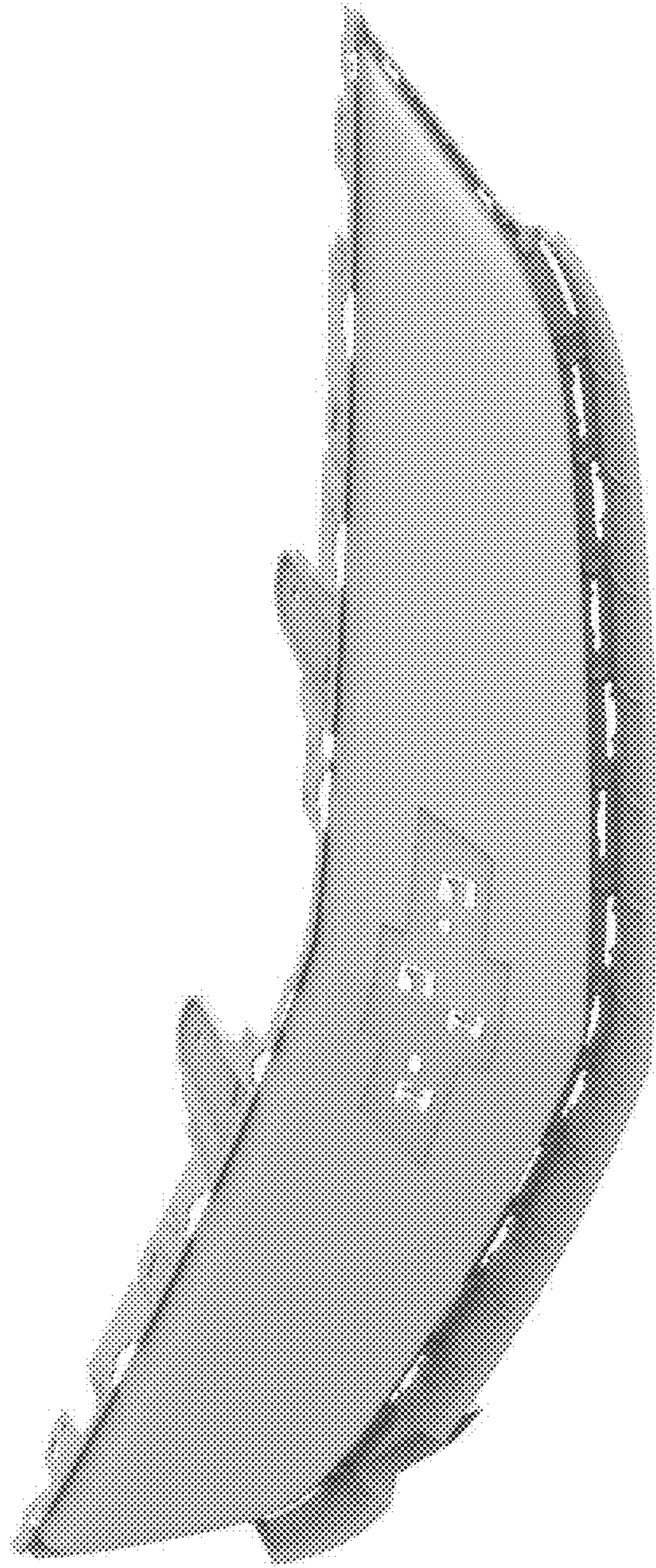


Fig. 2

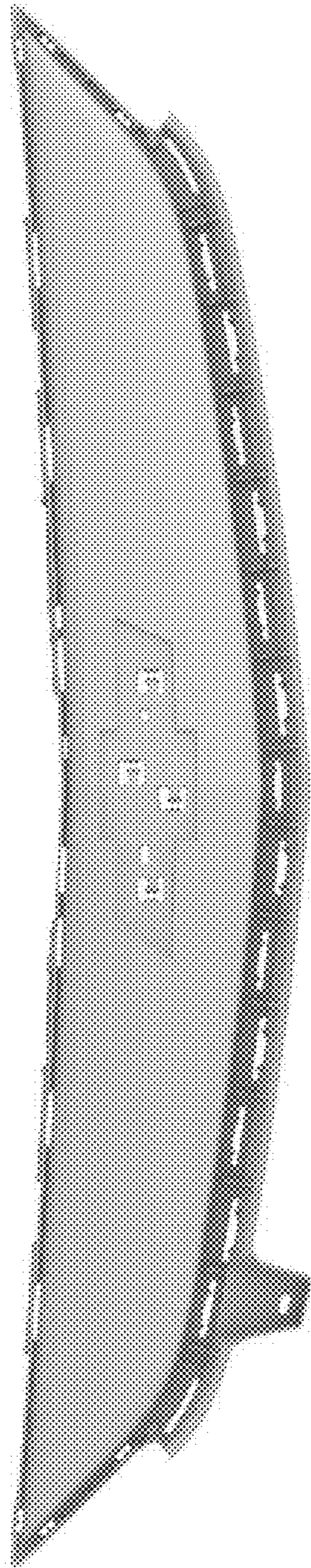


Fig. 3




Fig. 4




Fig. 5

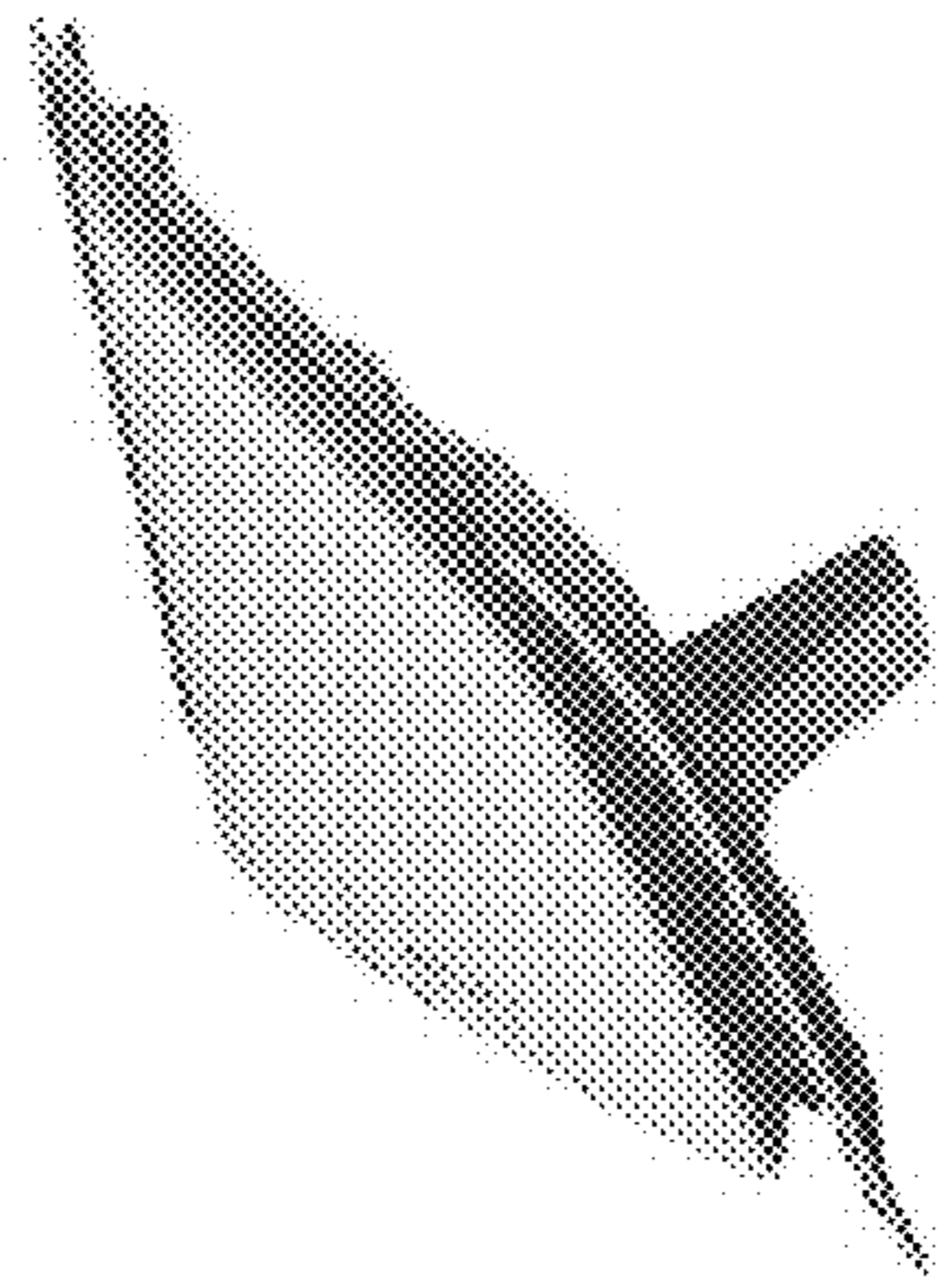


Fig. 6




Fig. 7

