



US00D818843S

(12) **United States Design Patent**  
**Kim et al.**

(10) **Patent No.:** **US D818,843 S**

(45) **Date of Patent:** **\*\* May 29, 2018**

(54) **COSMETIC CONTAINER**

(56) **References Cited**

(71) Applicant: **YONWOO CO., LTD.**, Incheon (KR)

U.S. PATENT DOCUMENTS

(72) Inventors: **You-Seob Kim**, Incheon (KR); **Su-Jin Son**, Incheon (KR); **Seo-Hui Jung**, Incheon (KR); **Hyo-Sun Jung**, Incheon (KR); **Ah-Young Kim**, Incheon (KR); **Sung Taek Lim**, Incheon (KR); **Min-goo Kim**, Incheon (KR); **Jung-Yeon Seo**, Incheon (KR); **Jae Ock Lee**, Incheon (KR)

3,103,032	A	*	9/1963	Brenne	.....	A45D 40/265
						132/317
D280,446	S	*	9/1985	Ishii	.....	D26/130
D337,273	S	*	7/1993	Thatcher	.....	D9/539
D549,577	S	*	8/2007	Schactner	.....	D9/439
D577,603	S	*	9/2008	Bae	.....	D28/7
D601,908	S	*	10/2009	Yun	.....	D9/724
D643,933	S	*	8/2011	Watabe	.....	D24/214
D652,739	S	*	1/2012	Komai	.....	D9/697
D669,981	S	*	10/2012	Ruiz, Sr.	.....	D24/133

\* cited by examiner

(73) Assignee: **YONWOO CO., LTD.**, Incheon (KR)

*Primary Examiner* — Derrick E Holland

(\*\*) Term: **15 Years**

*Assistant Examiner* — Janice Julia Patyk

(21) Appl. No.: **29/577,175**

(74) *Attorney, Agent, or Firm* — Marshall, Gerstein & Borun LLP

(22) Filed: **Sep. 9, 2016**

(57) **CLAIM**

The ornamental design for a cosmetic container, as shown and described.

(30) **Foreign Application Priority Data**

**DESCRIPTION**

Mar. 11, 2016 (KR) ..... 30-2016-0011465

(51) **LOC (11) Cl.** ..... **09-01**

(52) **U.S. Cl.**

USPC ..... **D9/723**; D9/697

(58) **Field of Classification Search**

USPC ..... D4/114; D9/442, 695-699, 702-714,  
D9/723-729; D24/199; D28/7;  
132/317, 318, 320; 222/95, 207, 212,  
222/335

CPC ..... A45D 34/00; A45D 40/00; B65D 81/3272

See application file for complete search history.

FIG. 1 is a perspective view of a cosmetic container showing the new design;

FIG. 2 is a front elevational view thereof;

FIG. 3 is a rear elevational view thereof;


FIG. 4 is a left side elevational view thereof;

FIG. 5 is a right side elevational view thereof;

FIG. 6 is a top plan view thereof, shown in an enlarged scale; and,

FIG. 7 is a bottom plan view thereof, shown in an enlarged scale.

**1 Claim, 4 Drawing Sheets**



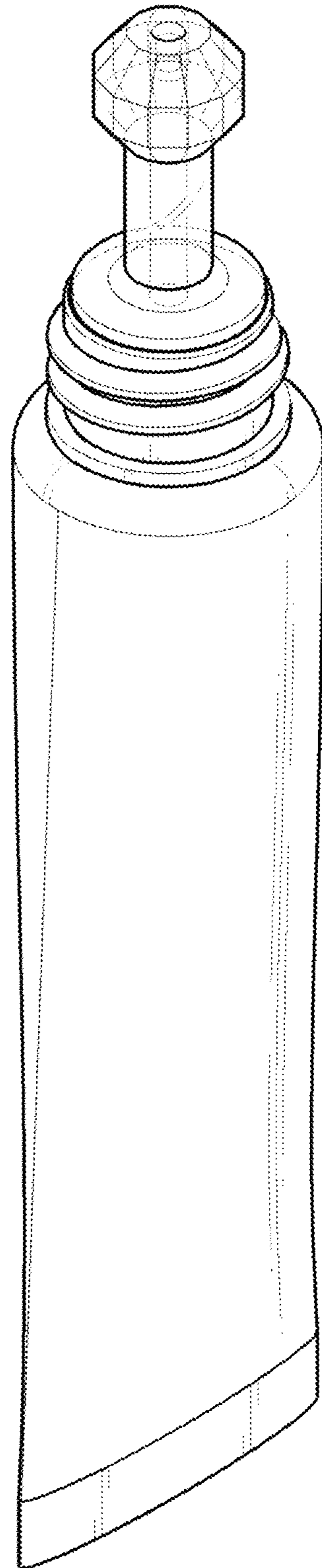


Fig. 1

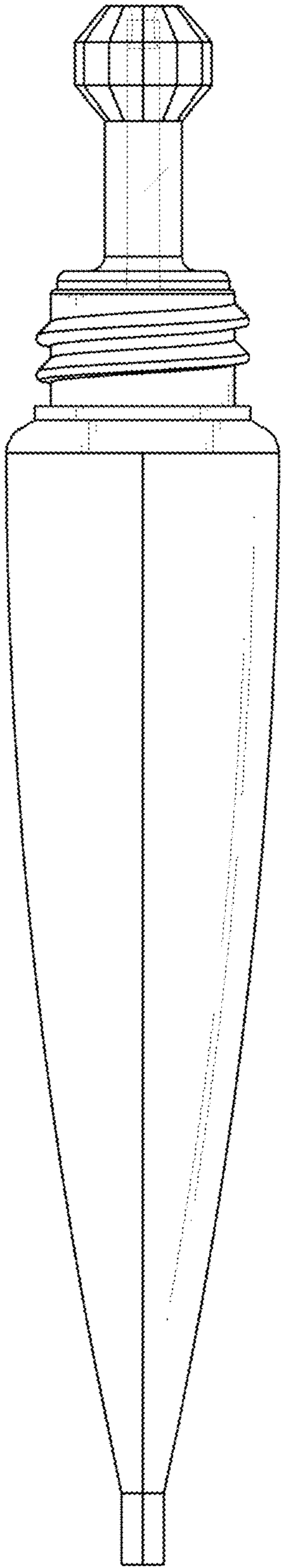


Fig. 2

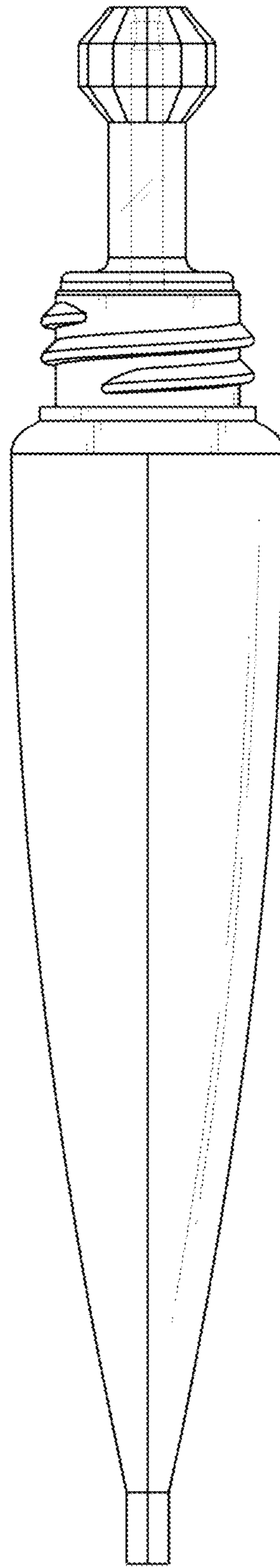


Fig. 3

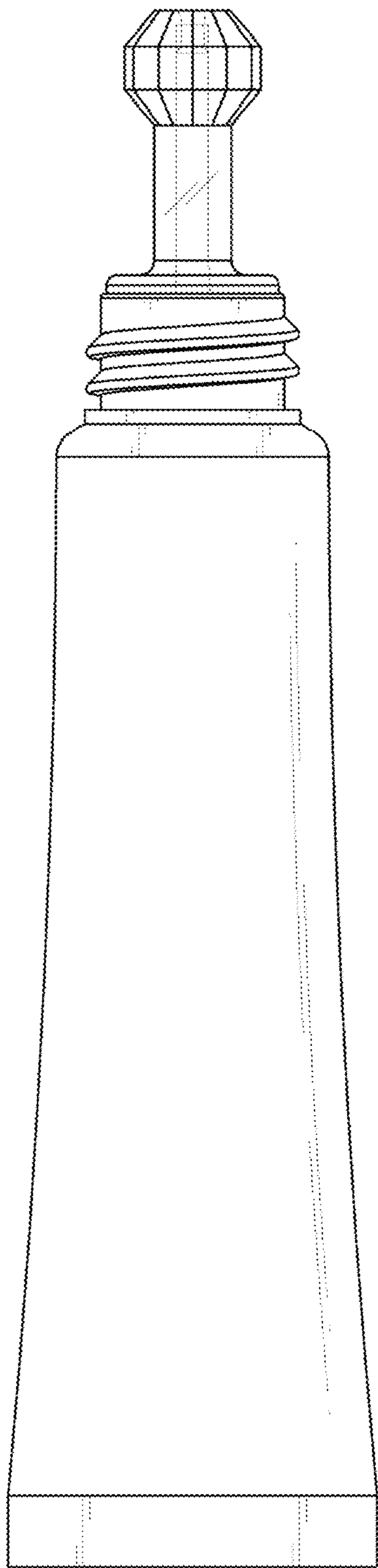


Fig. 4

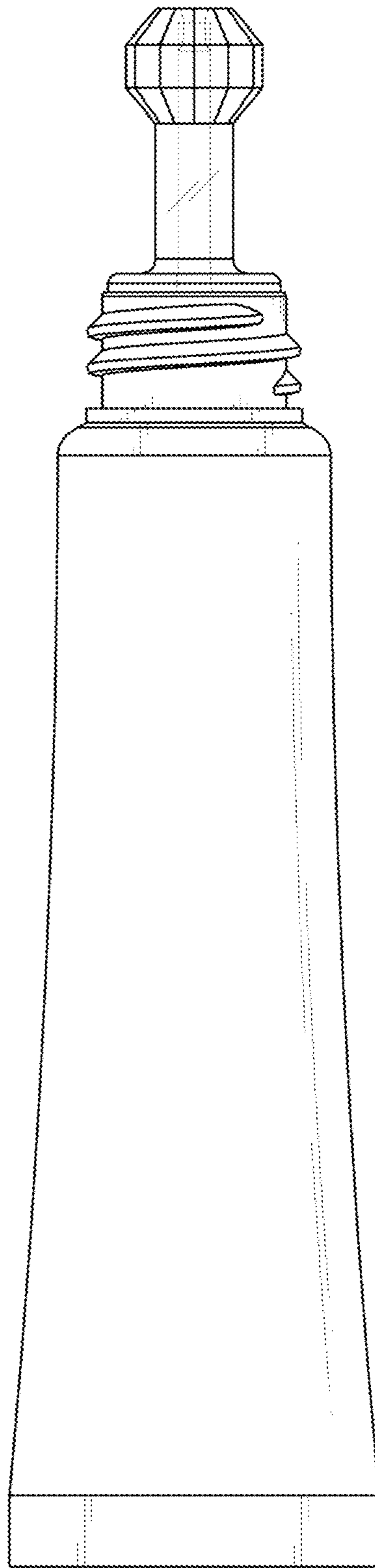


Fig. 5

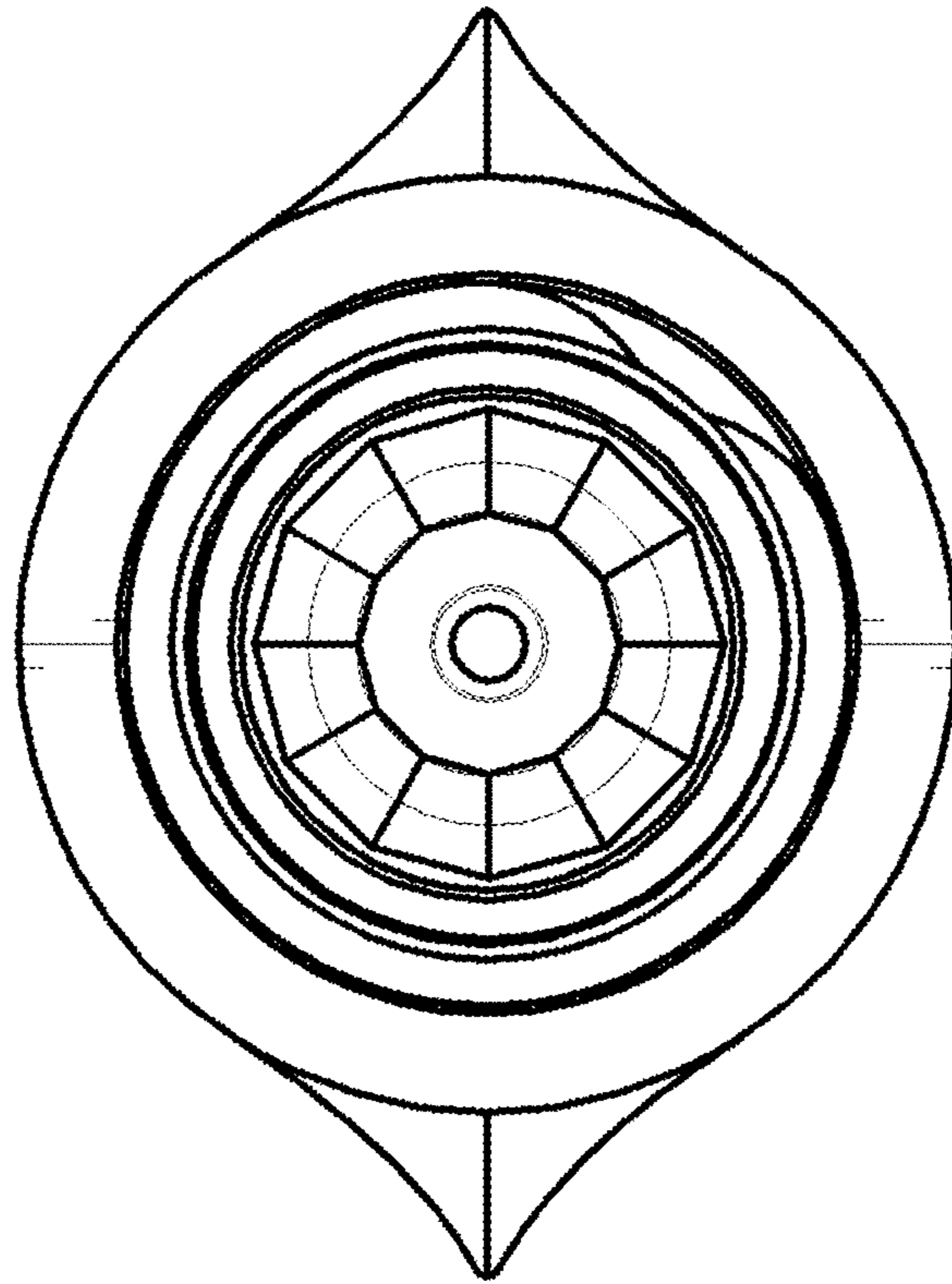


Fig. 6

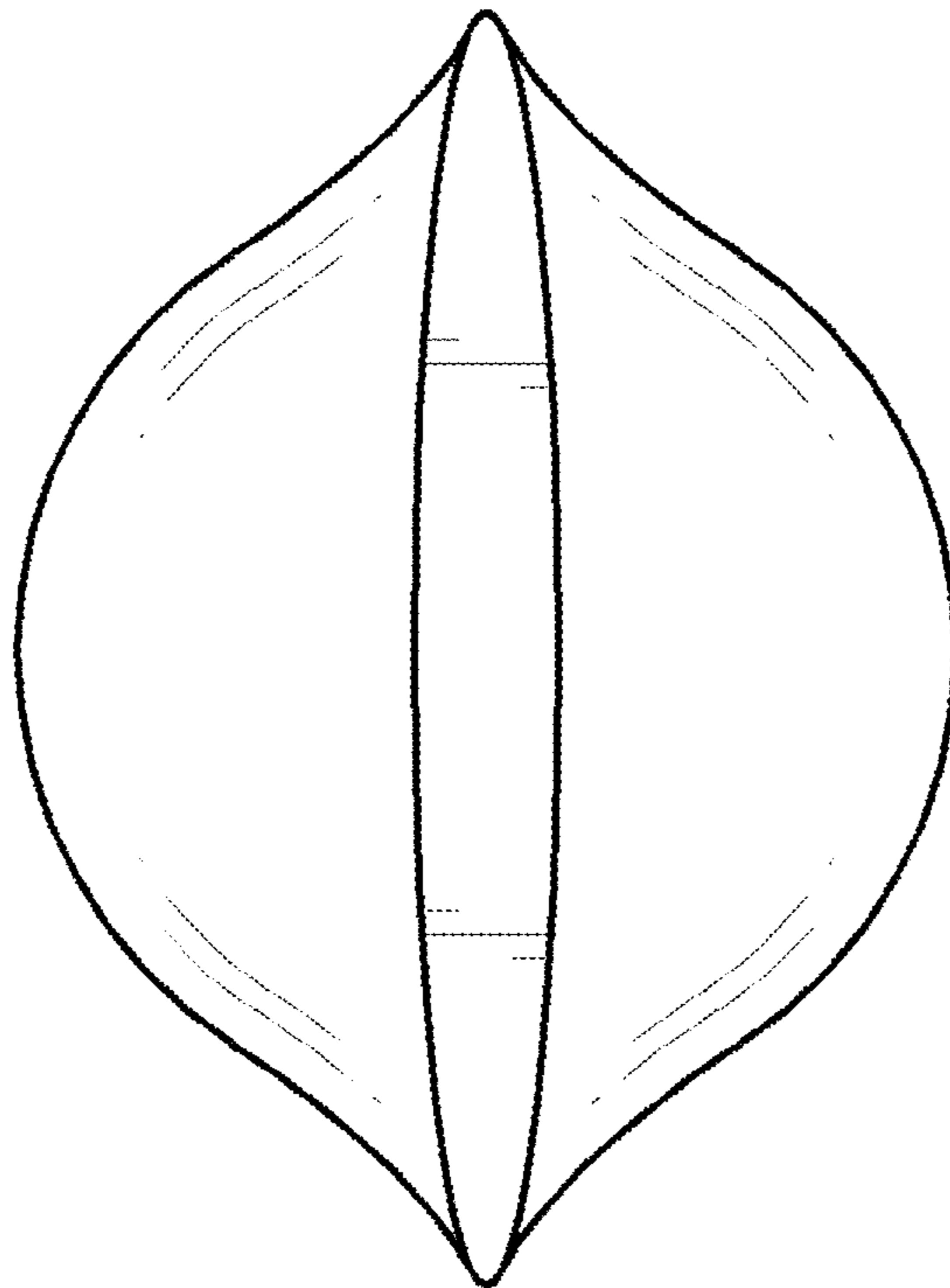


Fig. 7