



US00D818826S

(12) **United States Design Patent**
Jovanovic

(10) **Patent No.:** **US D818,826 S**

(45) **Date of Patent:** **** May 29, 2018**

(54) **BOTTLE**

(71) Applicant: **Aquawell Group AG**, Kuessnacht am Rigi (CH)

(72) Inventor: **Mischa Jovanovic**, Thawil (CH)

(73) Assignee: **Aquawell Group AG**, Kuessnacht am Rigi (CH)

(**) Term: **15 Years**

(21) Appl. No.: **29/556,925**

(22) Filed: **Mar. 4, 2016**

(51) **LOC (11) Cl.** **09-01**

(52) **U.S. Cl.**

USPC **D9/500**; D9/549; D9/520

(58) **Field of Classification Search**

USPC D9/500–504, 505, 516, 519–521, 529, D9/549, 558, 682, 686, 688–691, 551, D9/553, 556, 452–454, 772, 439; D7/602, 537, 612, 615, 629; 215/379, 215/381–382, 376; 220/660, 669–673, 220/675

CPC ... B65D 1/00; B65D 1/02; B65D 1/07; B65D 1/0023; B65D 1/10; B65D 23/00; B65D 2501/00; B65D 2501/0009; B65D 33/00; B65D 75/5872; F21V 35/00; F21L 25/00; A61L 9/12

See application file for complete search history.

(56) **References Cited**

U.S. PATENT DOCUMENTS

D94,154 S * 12/1934 Lyle D9/500
D197,919 S * 4/1964 Runyon D9/500
D213,489 S * 3/1969 Foxell D7/300.1
D221,794 S * 9/1971 Livingston et al. D7/597
D265,382 S * 7/1982 Jonsson D9/500
D350,901 S * 9/1994 Pellew-Harvey D9/553
D351,102 S * 10/1994 Olivares D9/503
D356,506 S * 3/1995 Kornick D9/645

D369,551 S * 5/1996 MacLean D9/500
D391,858 S * 3/1998 Dolan D9/550
D395,002 S * 6/1998 Monahan D9/554
D420,291 S * 2/2000 Gnann D9/554
D450,590 S * 11/2001 Van Dyk D9/552
D553,499 S * 10/2007 Lavelli D9/500
D557,606 S * 12/2007 Rashid D9/500
D646,572 S * 10/2011 Koeleman D9/500
D687,314 S * 8/2013 Armani D9/503

(Continued)

OTHER PUBLICATIONS

Saint John's Natural Mineral Water, posted at saint-johns.com.com, available Nov. 20, 2015, © 2015 Aquawell, [online], [site visited Apr. 7, 2017]. Available from Internet, <URL: http://www.saint-johns.com/products.html>.*

Primary Examiner — Anhdao Doan

Assistant Examiner — Mary Malley

(74) *Attorney, Agent, or Firm* — Michael J. Brown

(57) **CLAIM**

I claim the ornamental design for the bottle, as shown and described.

DESCRIPTION

FIG. 1 is a bottom view of the new ornamental bottle of the present invention.

FIG. 2 is a side view thereof, all sides being uniform in appearance.

FIG. 3 is a top perspective view thereof.

FIG. 4 is a top view thereof.

FIG. 5 is a bottom view of an alternate sized embodiment of the present invention.

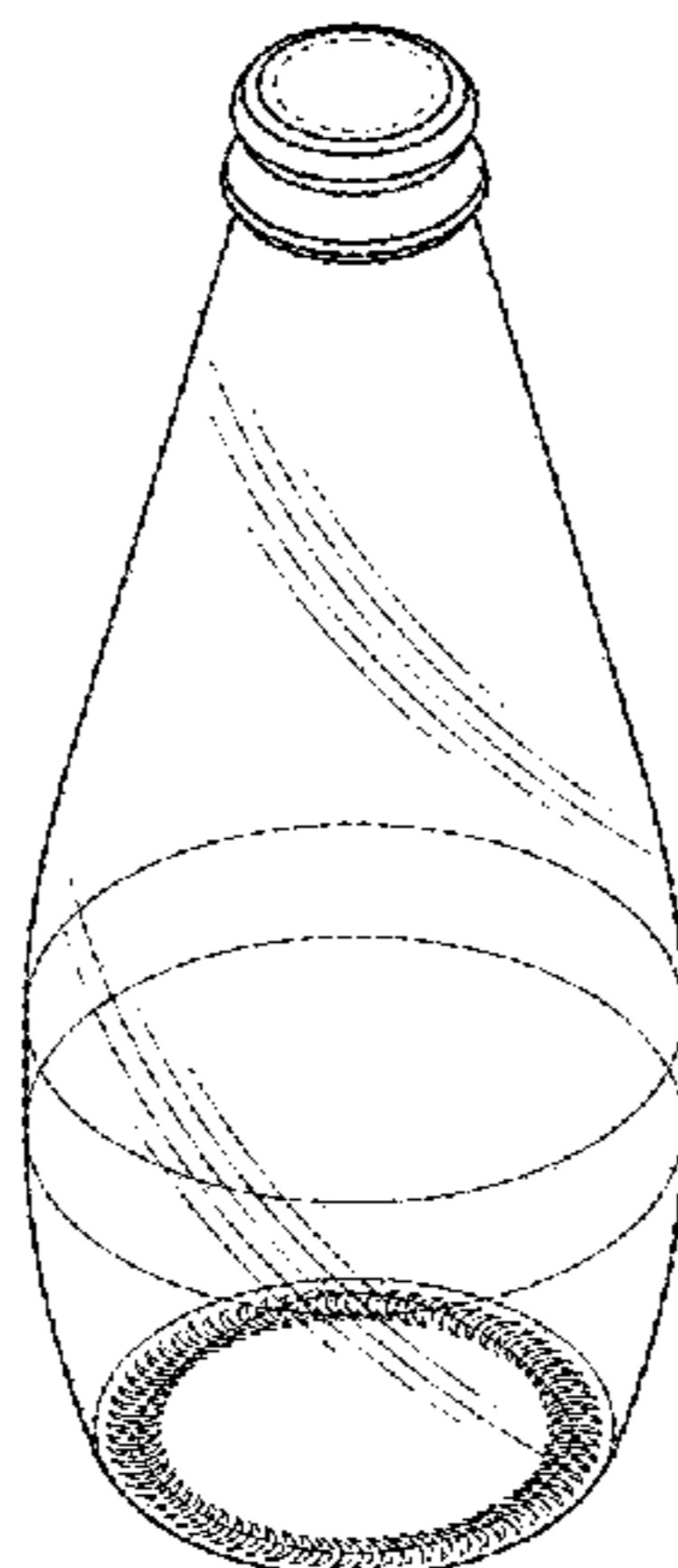
FIG. 6 is a side view thereof, all sides being uniform in appearance.

FIG. 7 is a top perspective view thereof; and,

FIG. 8 is a top view thereof.

The broken lines show portions of the bottle that form no part of the claimed design.

1 Claim, 2 Drawing Sheets



(56)

References Cited

U.S. PATENT DOCUMENTS

D716,661 S * 11/2014 Dubitsky D9/435
D781,150 S * 3/2017 Zoppas D9/500

* cited by examiner

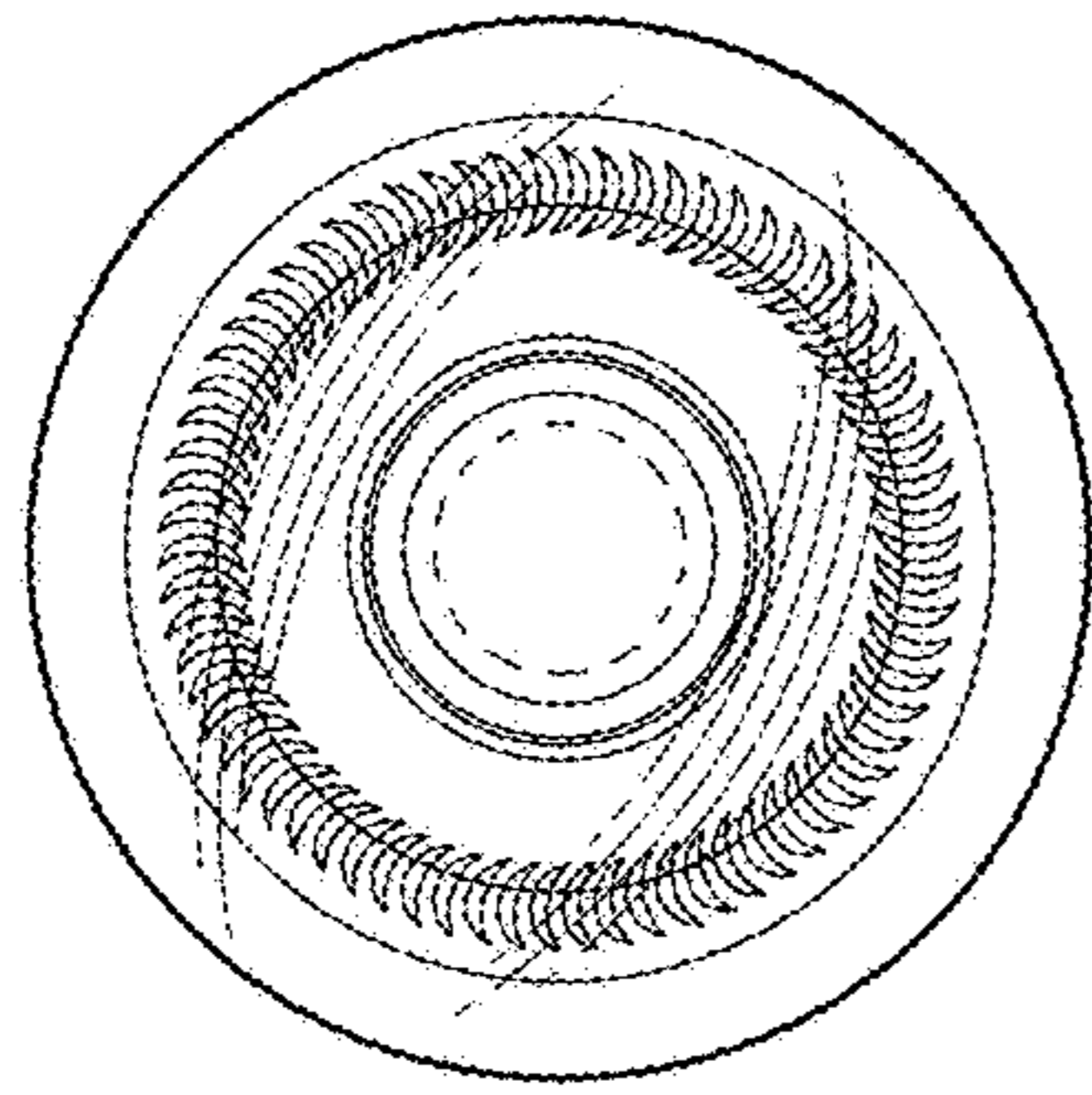


FIG. 1

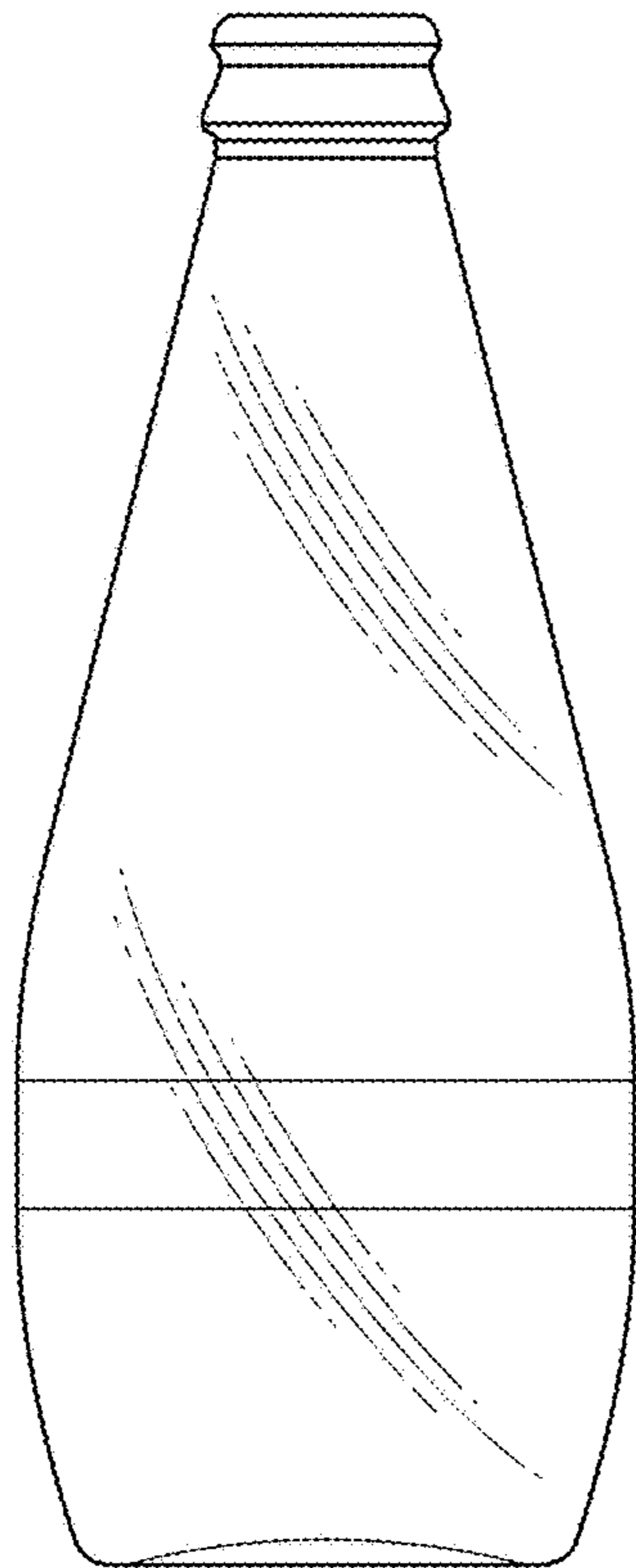


FIG. 2

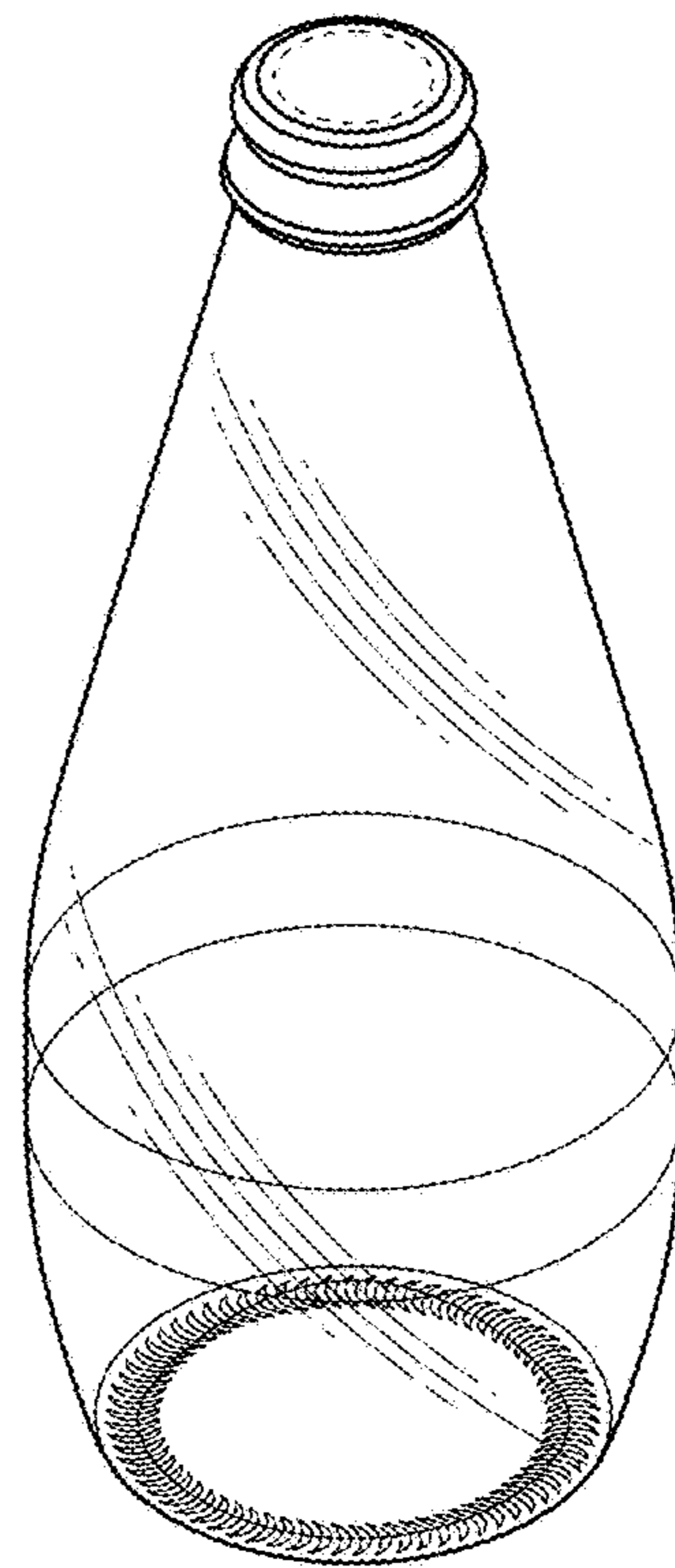


FIG. 3

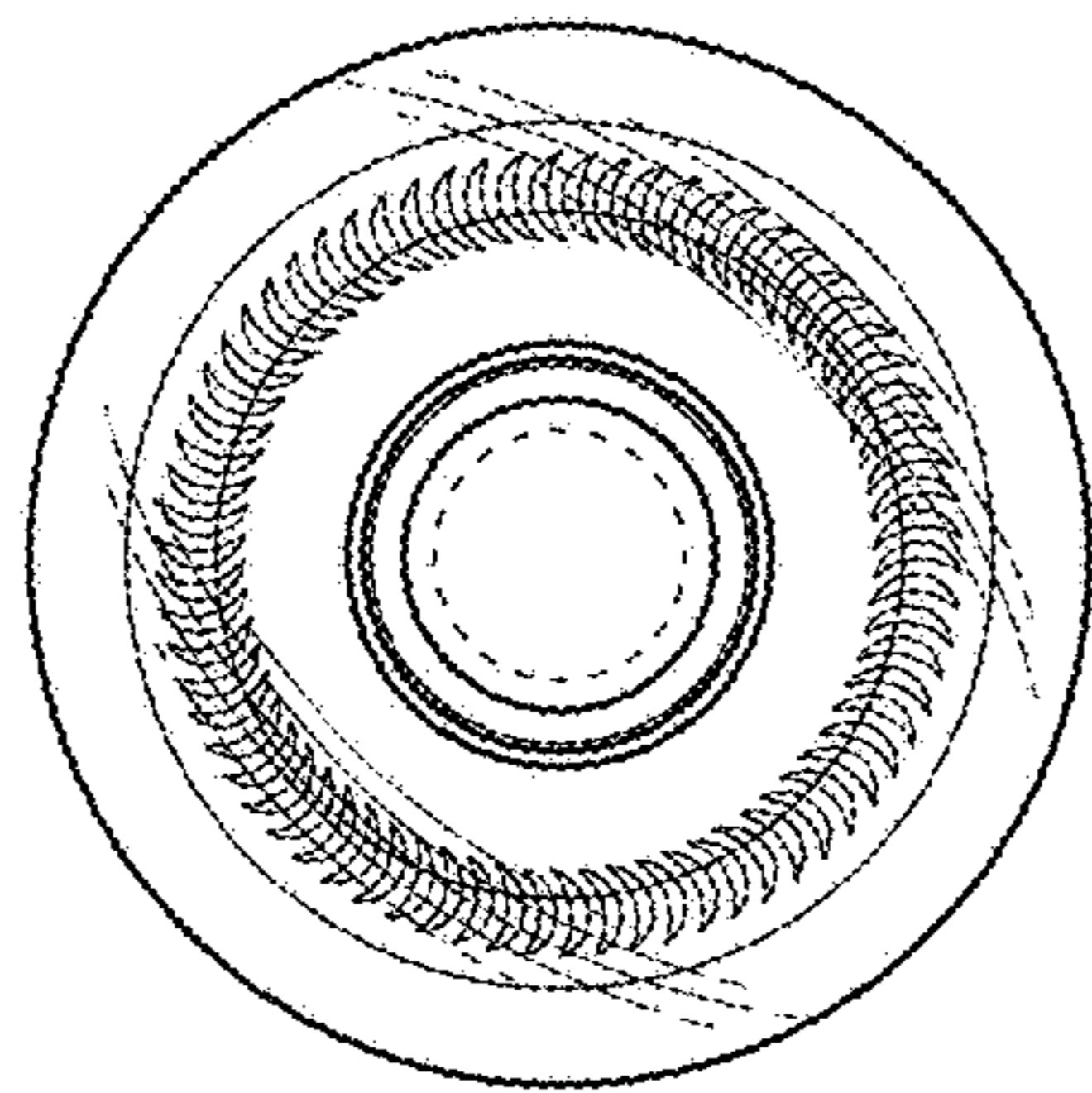


FIG. 4

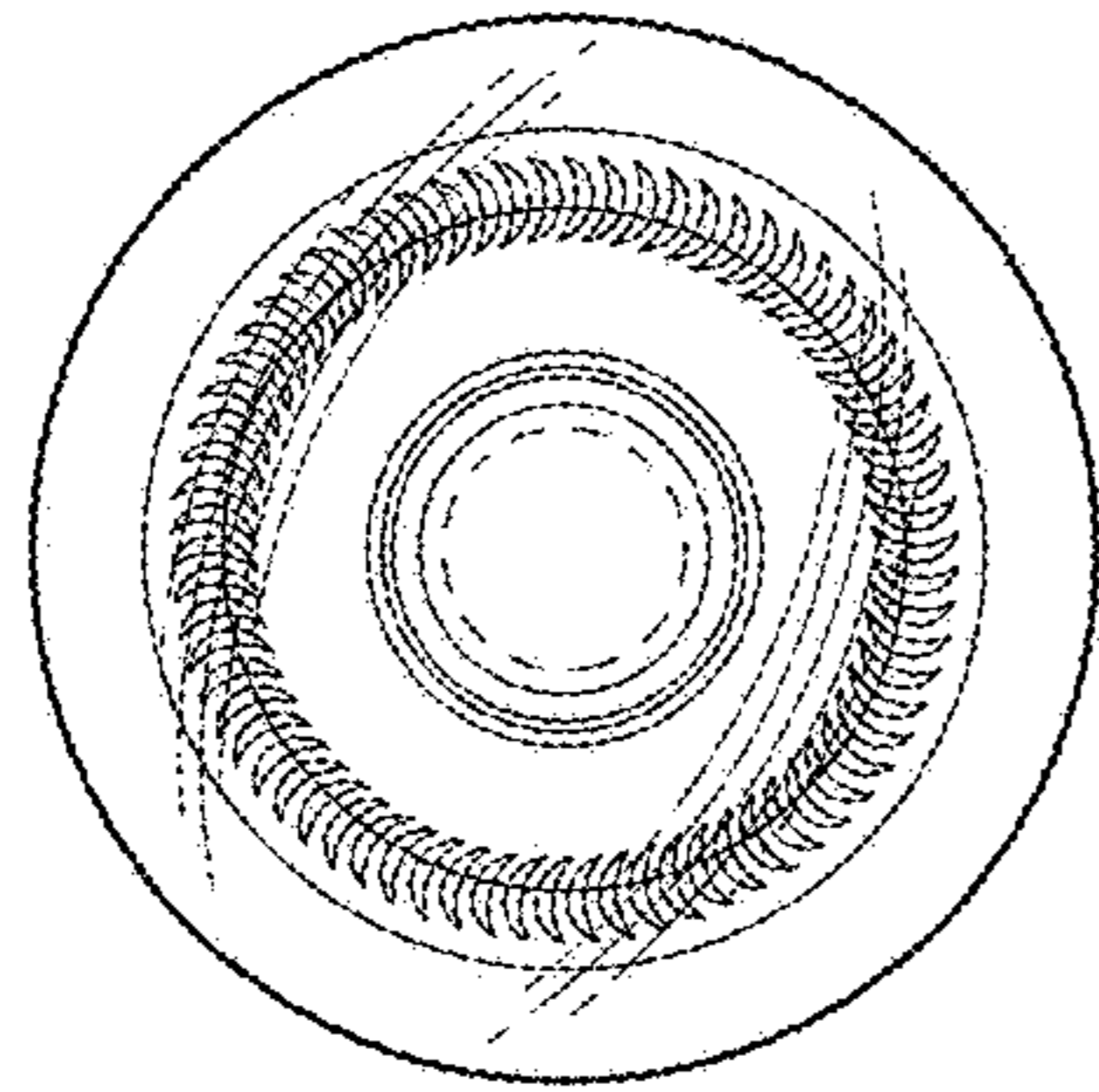


FIG. 5

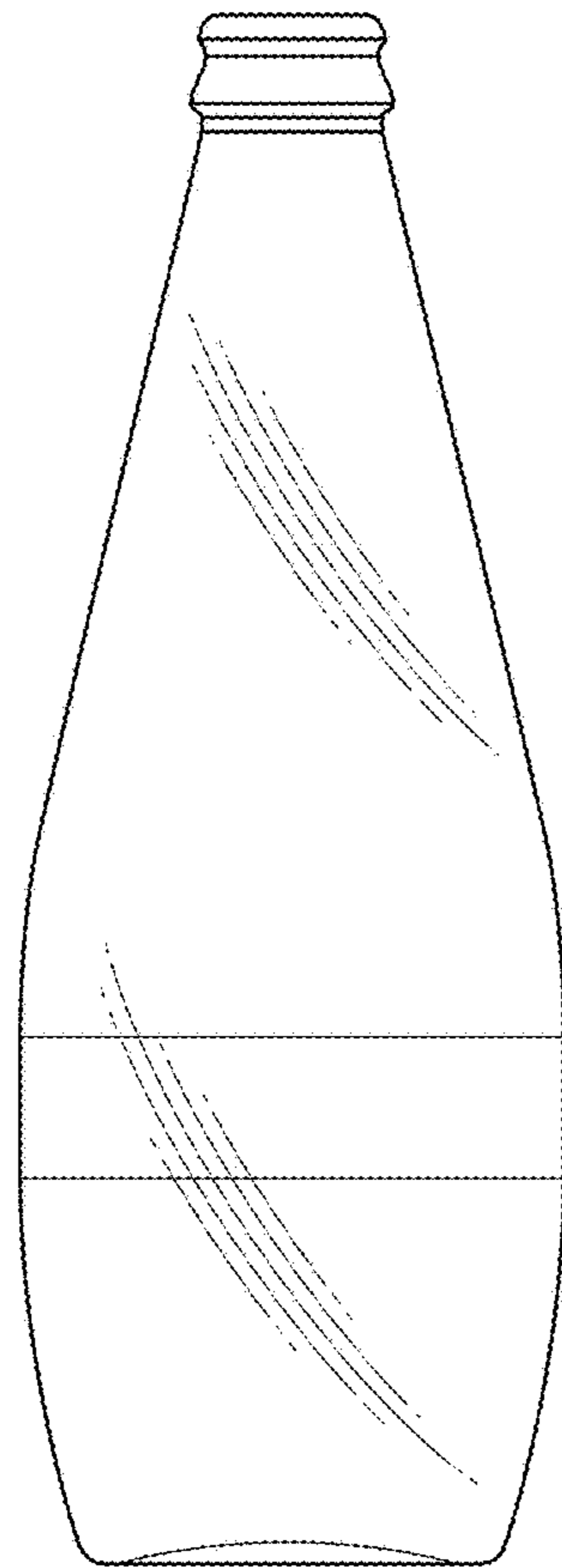


FIG. 6

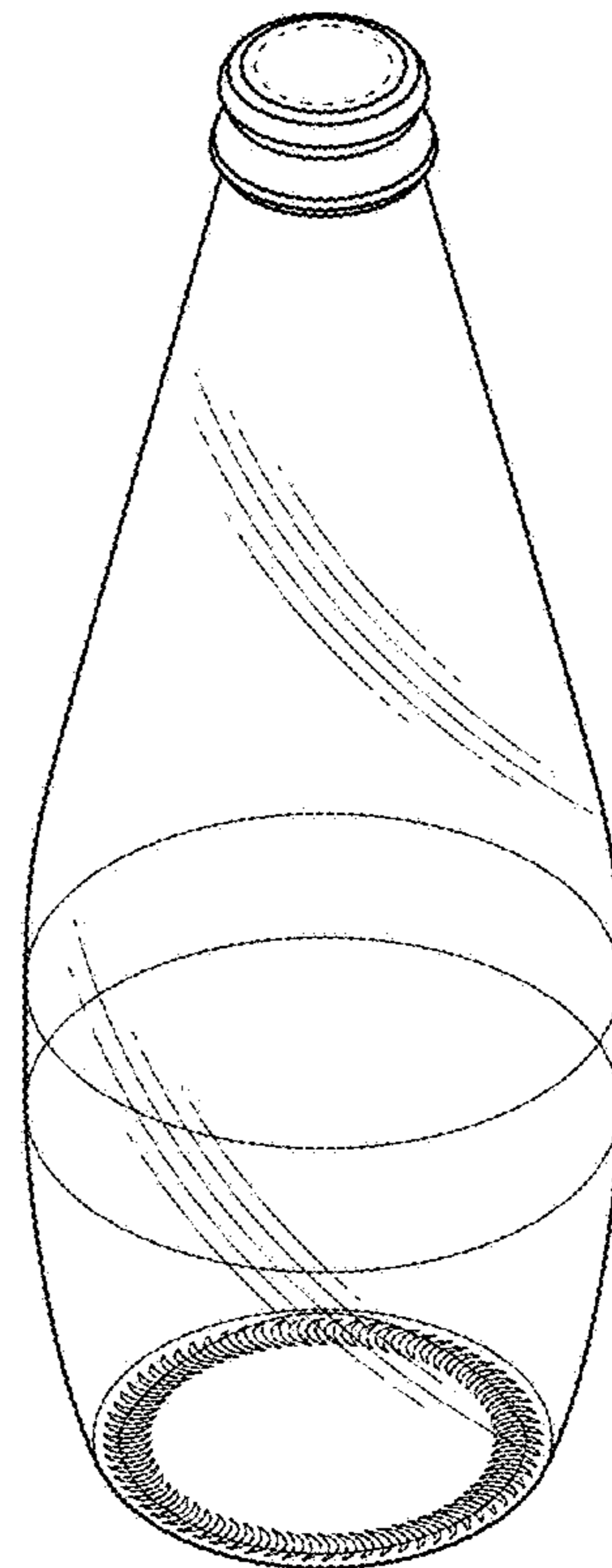


FIG. 7

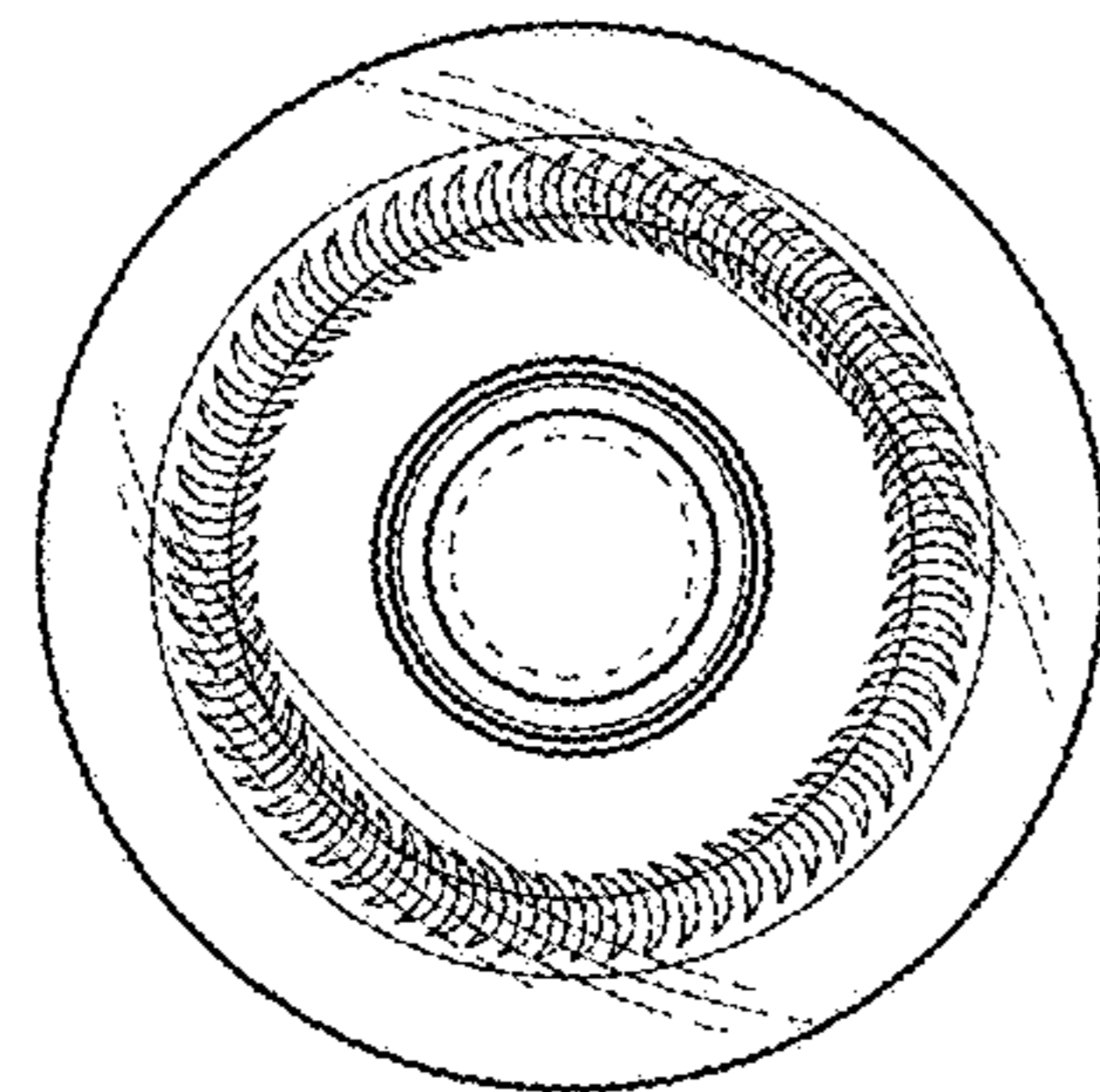


FIG. 8