



US00D818808S

(12) **United States Design Patent** (10) **Patent No.:** **US D818,808 S**  
**Barnett** (45) **Date of Patent:** **\*\* May 29, 2018**

(54) **DEVICE CLIP**

(71) Applicant: **POPSOCKETS LLC**, Boulder, CO (US)

(72) Inventor: **David B. Barnett**, Boulder, CO (US)

(73) Assignee: **PopSockets LLC**, Boulder, CO (US)

(\*\*) Term: **15 Years**

(21) Appl. No.: **29/586,940**

(22) Filed: **Dec. 8, 2016**

**Related U.S. Application Data**

(63) Continuation of application No. 29/520,273, filed on Mar. 12, 2015, now Pat. No. Des. 777,022.

(51) **LOC (11) Cl.** ..... **08-08**

(52) **U.S. Cl.**  
USPC ..... **D8/394**

(58) **Field of Classification Search**  
USPC ..... D8/394-396  
CPC ..... F25D 2400/26; H01Q 1/08; A47B 96/06; A24F 19/0092  
See application file for complete search history.

(56) **References Cited**

**U.S. PATENT DOCUMENTS**

- 2,026,454 A 12/1935 Benzing
- 2,487,803 A \* 11/1949 Heimann ..... 411/517
- 2,574,034 A \* 11/1951 Heimann ..... 411/521
- D209,167 S 11/1967 Huffman
- 3,758,923 A \* 9/1973 Maude ..... 24/556
- 3,853,021 A \* 12/1974 Hayes ..... F16H 53/00
- 4,020,533 A 5/1977 Darling
- 4,084,068 A 4/1978 Lepik et al.
- 4,319,758 A 3/1982 Nicholson
- 4,403,378 A 9/1983 Engman
- D276,087 S \* 10/1984 Kotyuk, Jr. .... D28/79
- D305,098 S 12/1989 Crowle et al.
- 4,952,093 A \* 8/1990 Murakami ..... 403/261
- D322,735 S \* 12/1991 Morton ..... D7/400

- 5,197,841 A 3/1993 Tanaka
- D373,070 S \* 8/1996 Kriegstein ..... D8/354
- D426,425 S \* 6/2000 Hermanski ..... D7/400
- 6,544,124 B2 4/2003 Ireland et al.
- D487,390 S \* 3/2004 Tanaka et al. .... D8/354
- D508,841 S 8/2005 Jordan
- D514,431 S \* 2/2006 Tanaka et al. .... D8/354
- D563,156 S \* 3/2008 Goodman et al. .... D7/388
- D578,383 S \* 10/2008 Adams ..... D8/395
- D592,509 S 5/2009 LeCoutre

(Continued)

**FOREIGN PATENT DOCUMENTS**

- FR 054196-001 \* 12/2005
- WO D046597 4/1999

**OTHER PUBLICATIONS**

PopSockets PopClip : Target, question date 2017, site visited Sep. 18, 2017, [https://www.target.com/...opping\\_Local&adgroup=SC\\_Electronics&LID=700000001170770pgs&network=g&device=c&location=9008192&gclid=CjwKCAjw3f3NBRBPEiwAiiHxGI2h2gmddb0vt0rqCjPcIWO\\_ycxDBUJ0\\_uzRc-nCc87Jn57NjIWIBxoCaQ0QAvD\\_BwE&gclid=aw.ds.\\*](https://www.target.com/...opping_Local&adgroup=SC_Electronics&LID=700000001170770pgs&network=g&device=c&location=9008192&gclid=CjwKCAjw3f3NBRBPEiwAiiHxGI2h2gmddb0vt0rqCjPcIWO_ycxDBUJ0_uzRc-nCc87Jn57NjIWIBxoCaQ0QAvD_BwE&gclid=aw.ds.*)

*Primary Examiner* — John Windmuller  
*Assistant Examiner* — John R Yeh

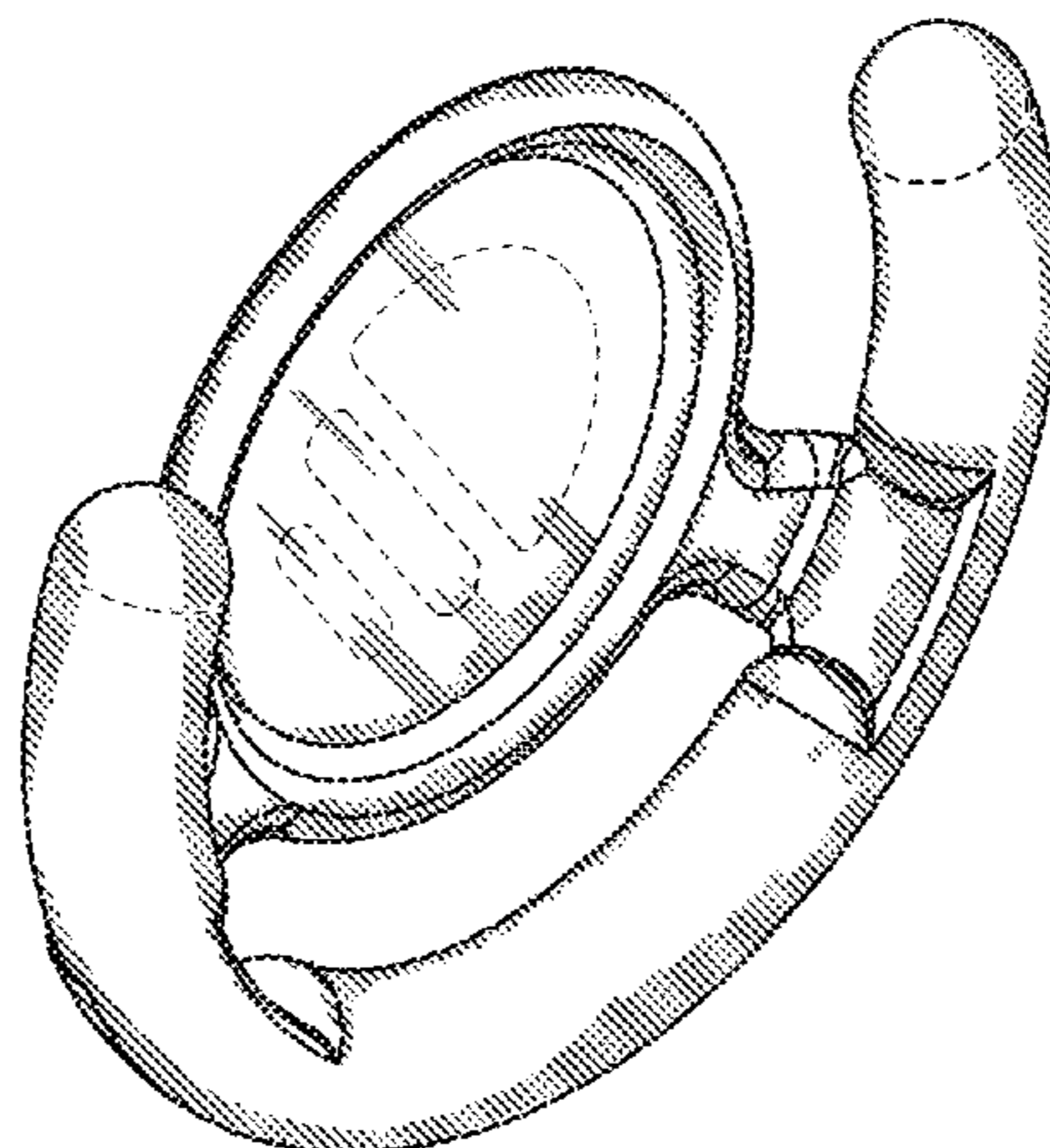
(57) **CLAIM**

The ornamental design for a device clip, as shown and described.

**DESCRIPTION**

FIG. 1 is a front isometric view of a device clip showing our new design;  
FIG. 2 is a front view thereof;  
FIG. 3 is a rear view thereof;  
FIG. 4 is a top view thereof;  
FIG. 5 is a bottom view thereof;  
FIG. 6 is a left view thereof; and,  
FIG. 7 is a right view thereof.  
The broken lines form no part of the claimed design.

**1 Claim, 3 Drawing Sheets**



(56)

**References Cited**

U.S. PATENT DOCUMENTS

D595,130	S	*	6/2009	Bizzell .....	D9/434
D597,828	S		8/2009	Tanaka et al.	
D601,412	S		10/2009	Brown et al.	
D608,189	S	*	1/2010	Jackson et al. ....	D8/395
D615,131	S		5/2010	Biheller	
D623,500	S	*	9/2010	Langner et al. ....	D8/349
D639,653	S		6/2011	Kanda et al.	
D641,797	S		7/2011	Chen	
D642,450	S	*	8/2011	Freese .....	D8/367
D658,719	S		5/2012	Ikeda et al.	
D661,715	S		6/2012	Hickman	
D690,191	S	*	9/2013	Takakuwa et al. ....	D8/396
D708,045	S	*	7/2014	Ressler .....	D8/396
D714,133	S		9/2014	Kempshall et al.	
9,151,323	B2	*	10/2015	Hickman	
D777,022	S	*	1/2017	Barnett .....	D8/394
D795,061	S	*	8/2017	Bacallao .....	D9/434
2003/0045352	A1		3/2003	Ireland et al.	
2005/0255918	A1		11/2005	Riggs et al.	
2006/0140395	A1		6/2006	Kim	
2007/0114940	A1	*	5/2007	Van De Voorde .....	F16L 3/24
2007/0287537	A1		12/2007	Yu	
2014/0051518	A1		2/2014	Russo	

\* cited by examiner

FIG. 1

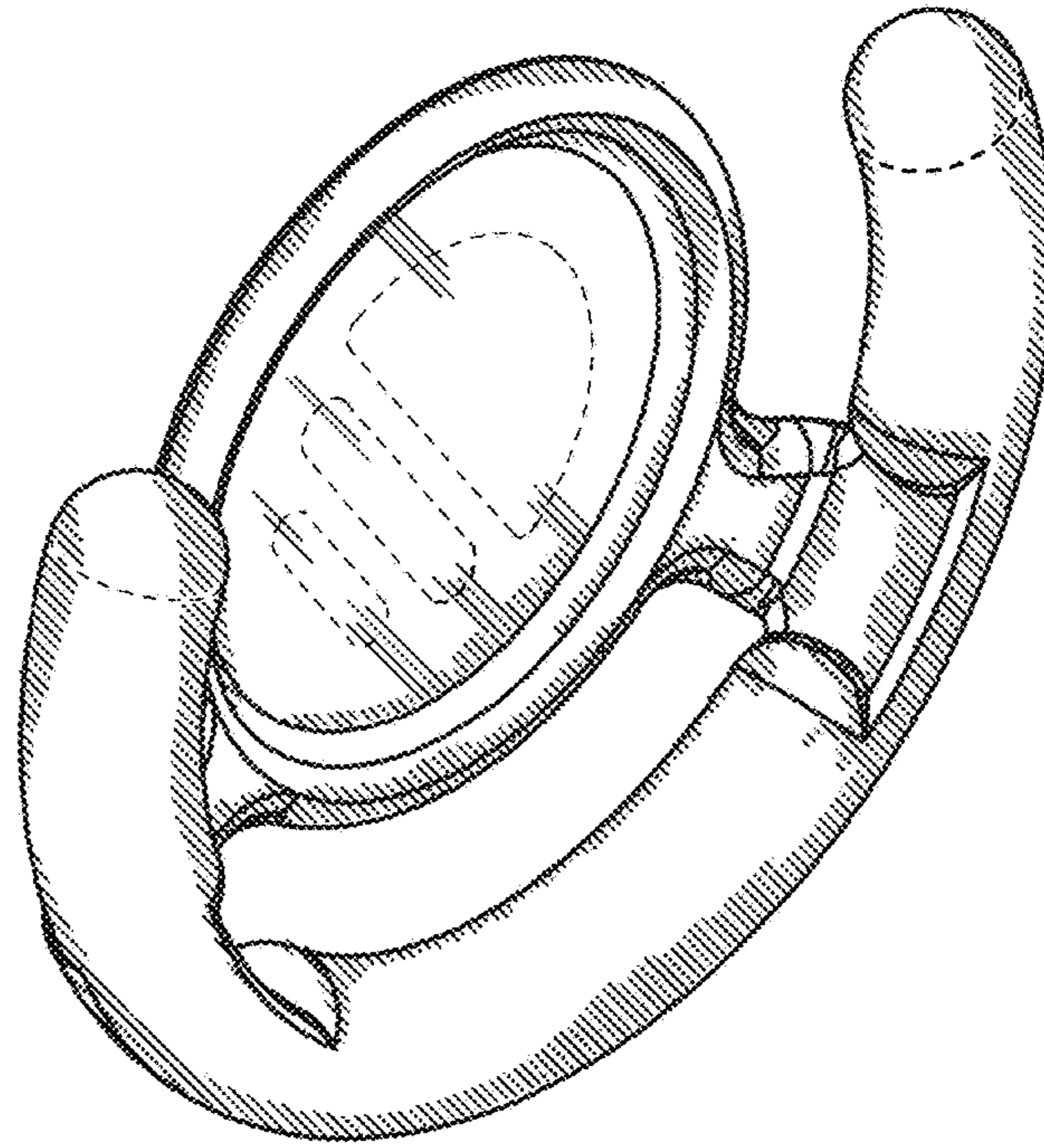


FIG. 2

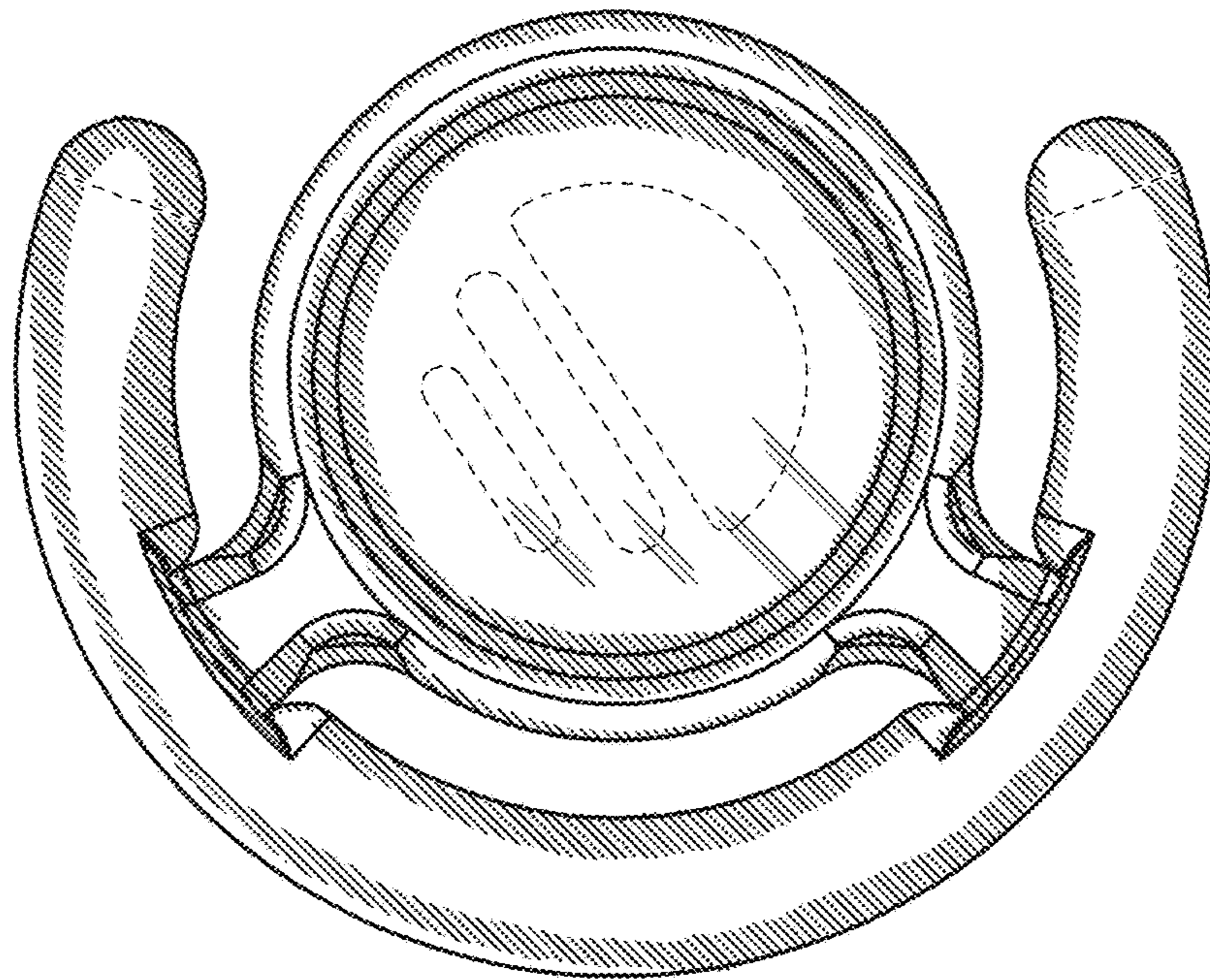


FIG. 3


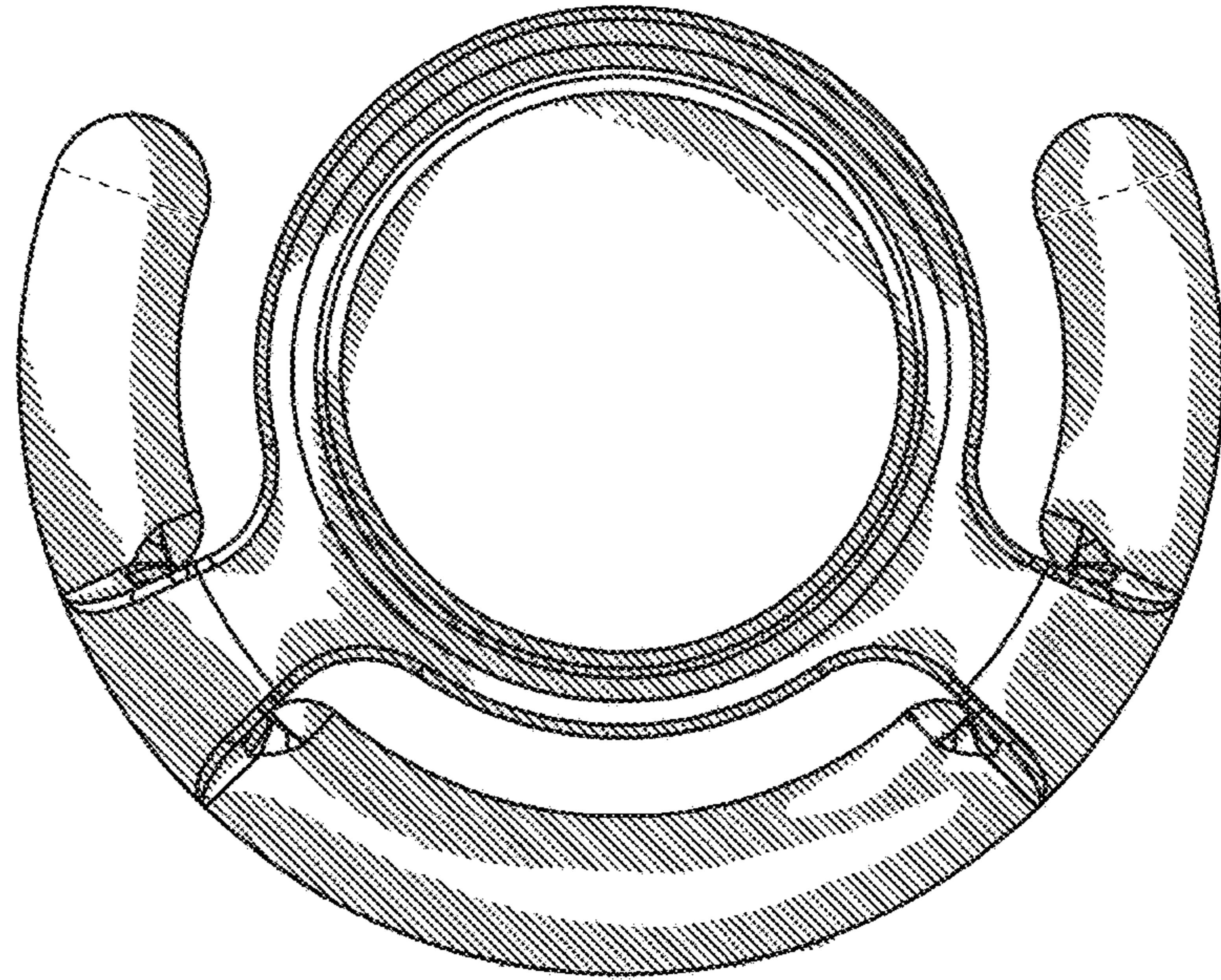


FIG. 4

FIG. 5




FIG. 6

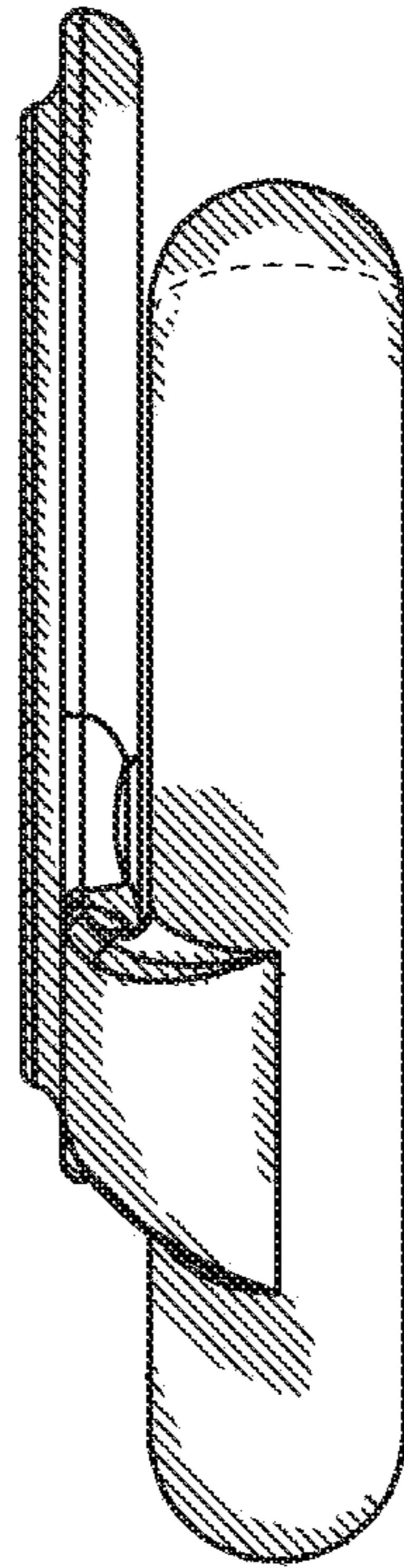


FIG. 7

