



US00D818805S

(12) **United States Design Patent** (10) **Patent No.:** **US D818,805 S**  
**Knight et al.** (45) **Date of Patent:** **\*\* May 29, 2018**

- (54) **PLATE AND HOOK**
- (71) Applicant: **Home Depot Product Authority, LLC**,  
Atlanta, GA (US)
- (72) Inventors: **Erica Knight**, Chamblee, GA (US);  
**Michael Nelson**, Peachtree City, GA  
(US)
- (73) Assignee: **Home Depot Product Authority, LLC**,  
Atlanta, GA (US)
- (\*\*) Term: **15 Years**
- (21) Appl. No.: **29/571,758**
- (22) Filed: **Jul. 21, 2016**

**Related U.S. Application Data**

- (62) Division of application No. 29/506,444, filed on Oct. 15, 2014, now Pat. No. Des. 763,667.
- (51) **LOC (11) Cl.** ..... **08-05**
- (52) **U.S. Cl.**  
USPC ..... **D8/376**
- (58) **Field of Classification Search**  
USPC ..... D8/367, 354, 349, 394  
CPC ..... F16L 3/13; F16L 3/26; A47G 23/0225;  
A47G 25/06; A47G 1/16; A47F 5/0846;  
A47F 5/02; H02G 11/003; D06F 55/00;  
E04H 17/10  
See application file for complete search history.

(56) **References Cited**

**U.S. PATENT DOCUMENTS**

2,256,637	A	9/1941	Anderson	
D241,206	S *	8/1976	Halsted et al.	D6/323
D246,770	S	12/1977	Ditto	
D256,443	S	8/1980	Ditto	
D273,481	S	4/1984	Ditto	
D289,139	S *	4/1987	Chasen	D6/323
D289,255	S *	4/1987	Chasen	D6/323
D307,539	S *	5/1990	Goodman	D8/367

D312,384	S *	11/1990	Hamann	248/301
D312,385	S *	11/1990	Hamann	D8/367
D312,959	S *	12/1990	Hamann	248/220.43
D339,058	S *	9/1993	Greenhut	D8/367
D353,492	S *	12/1994	Goodman	D6/323
5,372,346	A *	12/1994	Upchurch	F16B 21/04 248/222.52
D361,930	S *	9/1995	Fillipp	D8/367

(Continued)

**OTHER PUBLICATIONS**

Image of kids' shelf and wall hook publicly available from The Land of Nod prior to Oct. 14, 2014.

*Primary Examiner* — Cynthia Underwood

(74) *Attorney, Agent, or Firm* — Greenberg Traurig, LLP


(57) **CLAIM**

The ornamental design for a plate and hook, as shown and described.

**DESCRIPTION**

FIG. 1 is a perspective view of first embodiment of our design;  
 FIG. 2 is a front view thereof;  
 FIG. 3 is a left side view thereof, the right side view thereof being a mirror image;  
 FIG. 4 is a top view thereof;  
 FIG. 5 is a bottom view thereof;  
 FIG. 6 is a perspective view of a second embodiment of our design  
 FIG. 7 is a front view thereof;  
 FIG. 8 is a left side view thereof, the right side view thereof being a mirror image;  
 FIG. 9 is a top view thereof; and,  
 FIG. 10 is a bottom view thereof.  
 The dashed lines in the figures represent environmental structure only and form no part of the claimed design. The stippling in FIGS. 6-10 represents a rough surface finish.

**1 Claim, 8 Drawing Sheets**



(56)

References Cited

U.S. PATENT DOCUMENTS

D390,014 S \* 2/1998 Ho ..... D6/323  
 D393,412 S \* 4/1998 Bries ..... D8/367  
 D417,385 S \* 12/1999 Bries ..... D8/367  
 D428,802 S \* 8/2000 Villano ..... D20/43  
 D431,451 S \* 10/2000 Kuo ..... D8/367  
 D480,292 S \* 10/2003 Johansson ..... D8/367  
 D494,452 S \* 8/2004 Sheldon ..... D8/367  
 D505,545 S \* 5/2005 Kay ..... D3/228  
 D543,837 S \* 6/2007 Newbould ..... D8/367  
 D554,481 S \* 11/2007 Newbould ..... D8/367  
 D554,482 S \* 11/2007 Hager ..... D8/367  
 D558,034 S \* 12/2007 Ernst ..... D8/372  
 D565,939 S \* 4/2008 Newbould ..... D8/367  
 D566,532 S 4/2008 Wolff  
 D579,322 S \* 10/2008 Newbould ..... D8/367  
 D583,653 S \* 12/2008 Thompson ..... D8/367  
 D591,143 S \* 4/2009 Ernst ..... D8/370  
 D603,688 S \* 11/2009 Chiu ..... D8/367  
 D609,995 S \* 2/2010 Hager ..... D8/367  
 7,789,248 B1 \* 9/2010 Salerno ..... A47G 25/08  
 211/106.01  
 D627,995 S \* 11/2010 Osterle ..... D6/716  
 D632,951 S \* 2/2011 McGreevy ..... D8/367  
 D633,411 S 3/2011 Smith  
 D641,228 S \* 7/2011 Qiblawi ..... D8/367  
 D641,229 S \* 7/2011 Qiblawi ..... D8/367  
 7,972,100 B2 \* 7/2011 Horvath ..... F16B 13/002  
 248/304

D643,329 S 8/2011 Nitta  
 8,002,225 B1 \* 8/2011 Malone ..... A47B 81/00  
 211/118  
 D665,653 S \* 8/2012 Thompson ..... D8/367  
 D669,344 S 10/2012 Martin et al.  
 D670,997 S \* 11/2012 Thompson ..... D8/367  
 D678,041 S \* 3/2013 Pan ..... D8/367  
 D680,804 S \* 4/2013 Gilboe ..... D7/367  
 D697,387 S \* 1/2014 Starck ..... D8/367  
 D697,388 S \* 1/2014 Pan ..... D8/367  
 D697,389 S \* 1/2014 Pan ..... D8/367  
 D706,614 S 6/2014 Schraufnagel et al.  
 D715,133 S \* 10/2014 Pan ..... D8/367  
 D715,625 S \* 10/2014 Pan ..... D8/367  
 D715,626 S \* 10/2014 Pan ..... D8/367  
 D718,119 S 11/2014 Tamas  
 D734,133 S \* 7/2015 Spindler ..... F21V 21/0808  
 D8/367  
 D746,664 S \* 1/2016 Najieb ..... D23/411  
 D751,371 S \* 3/2016 Pan ..... D8/372  
 D751,372 S \* 3/2016 Thompson ..... D8/372  
 D756,205 S \* 5/2016 New ..... D8/367  
 D756,755 S \* 5/2016 Kuehn ..... D8/367  
 D756,756 S \* 5/2016 Kuehn ..... D8/367  
 D759,469 S \* 6/2016 Garland ..... D8/367  
 D760,068 S \* 6/2016 Sehl ..... D8/367  
 D762,108 S \* 7/2016 Knight ..... D8/372  
 D764,901 S \* 8/2016 Esparza ..... D8/367  
 D781,683 S \* 3/2017 Yi ..... D8/354  
 2006/0022105 A1 \* 2/2006 MacKay ..... F16B 45/00  
 248/304

\* cited by examiner




FIG. 1




FIG. 2

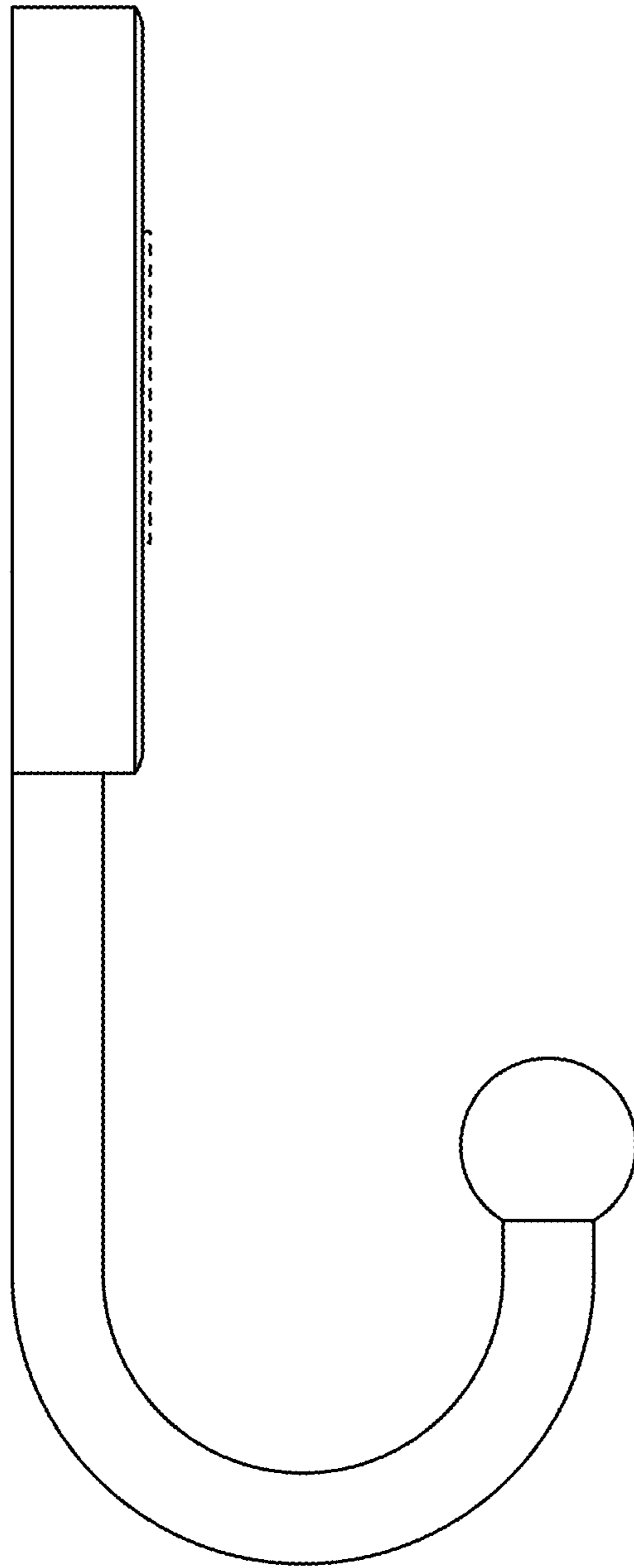


FIG. 3

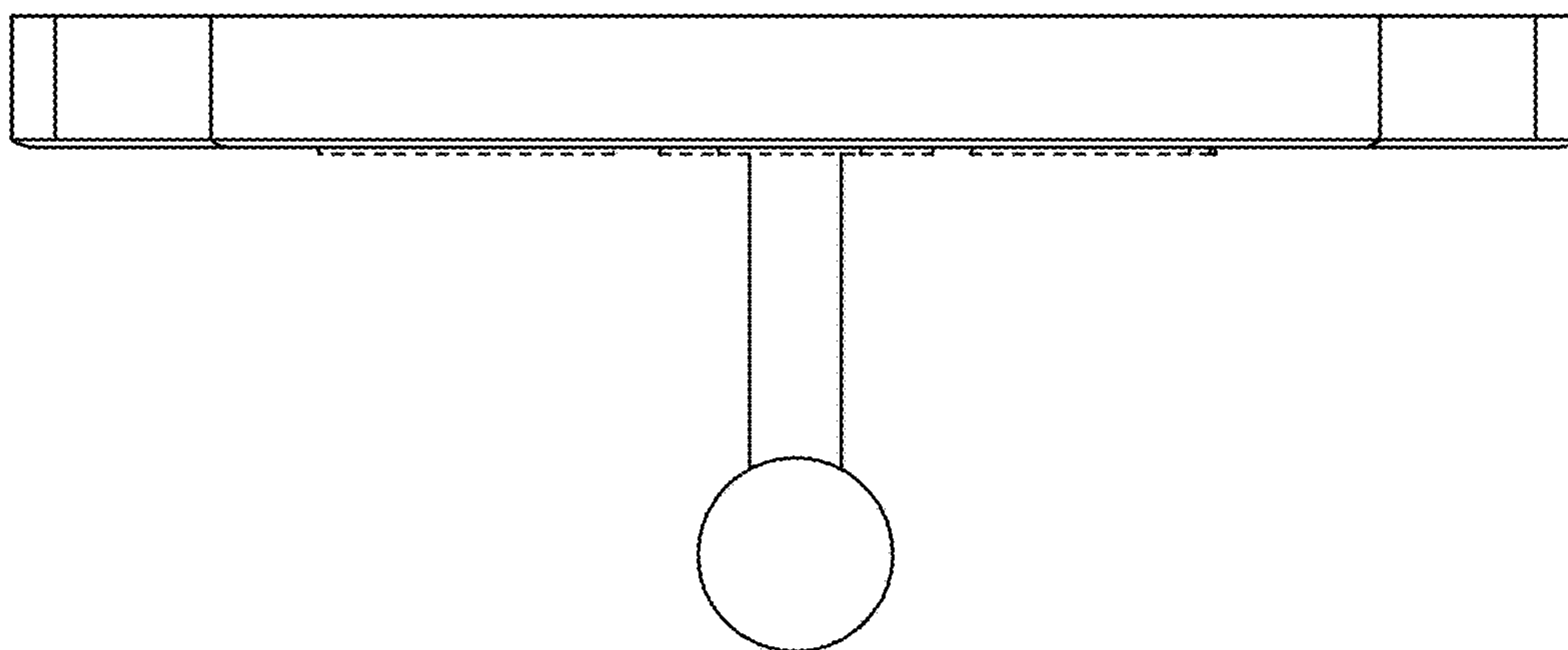


FIG. 4

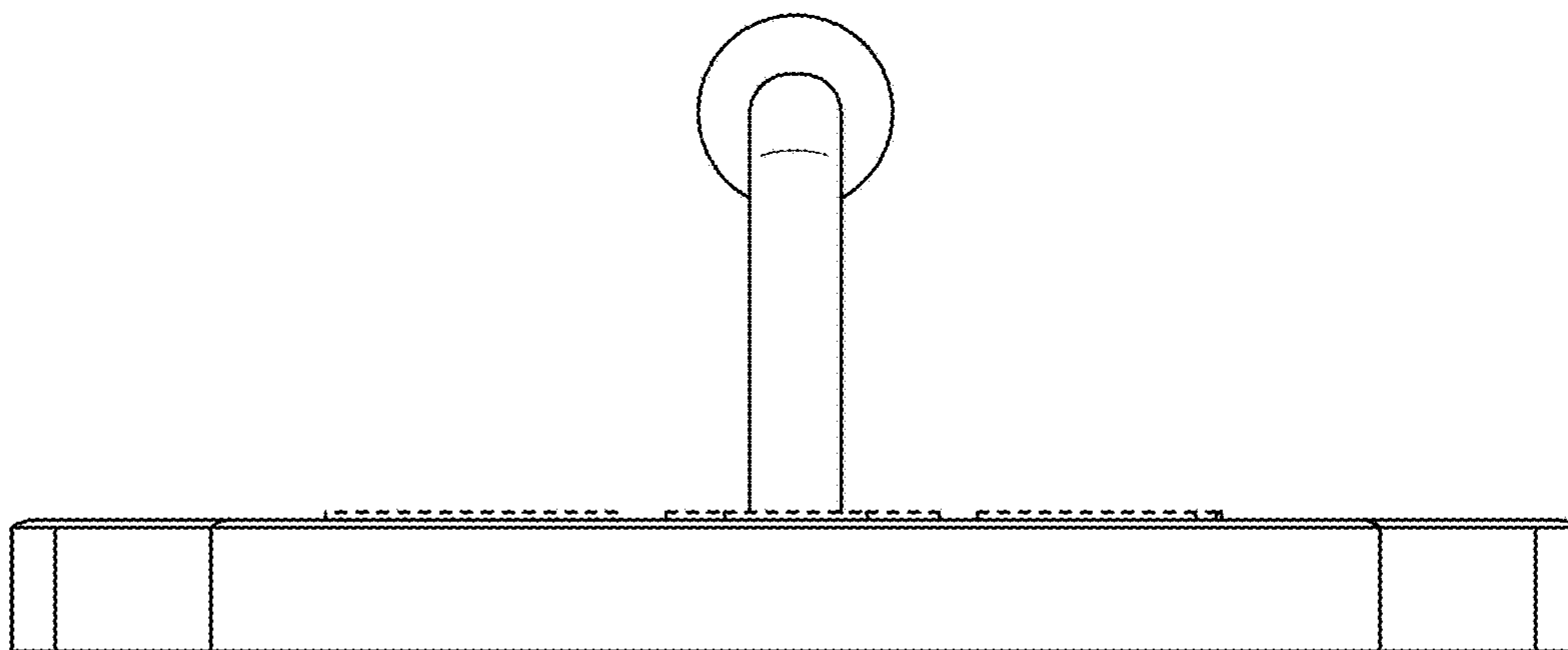


FIG. 5




FIG. 6




FIG. 7



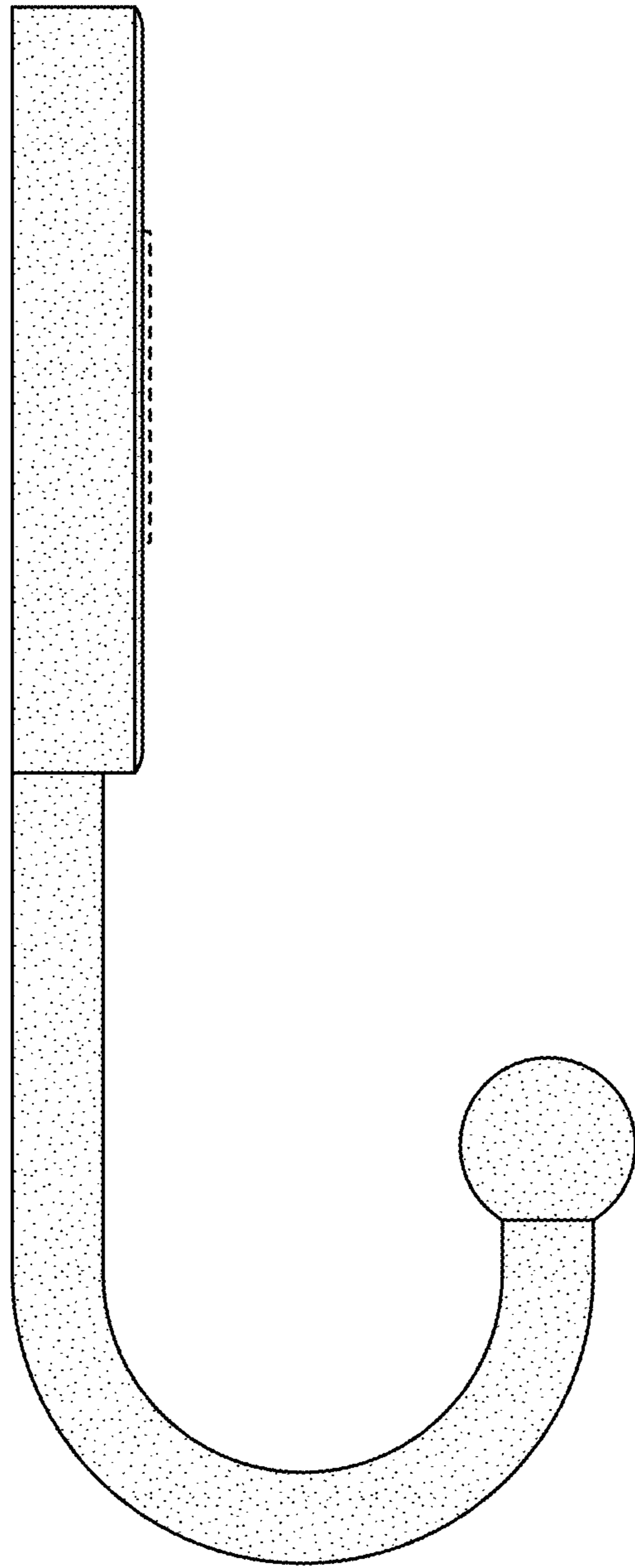


FIG. 8

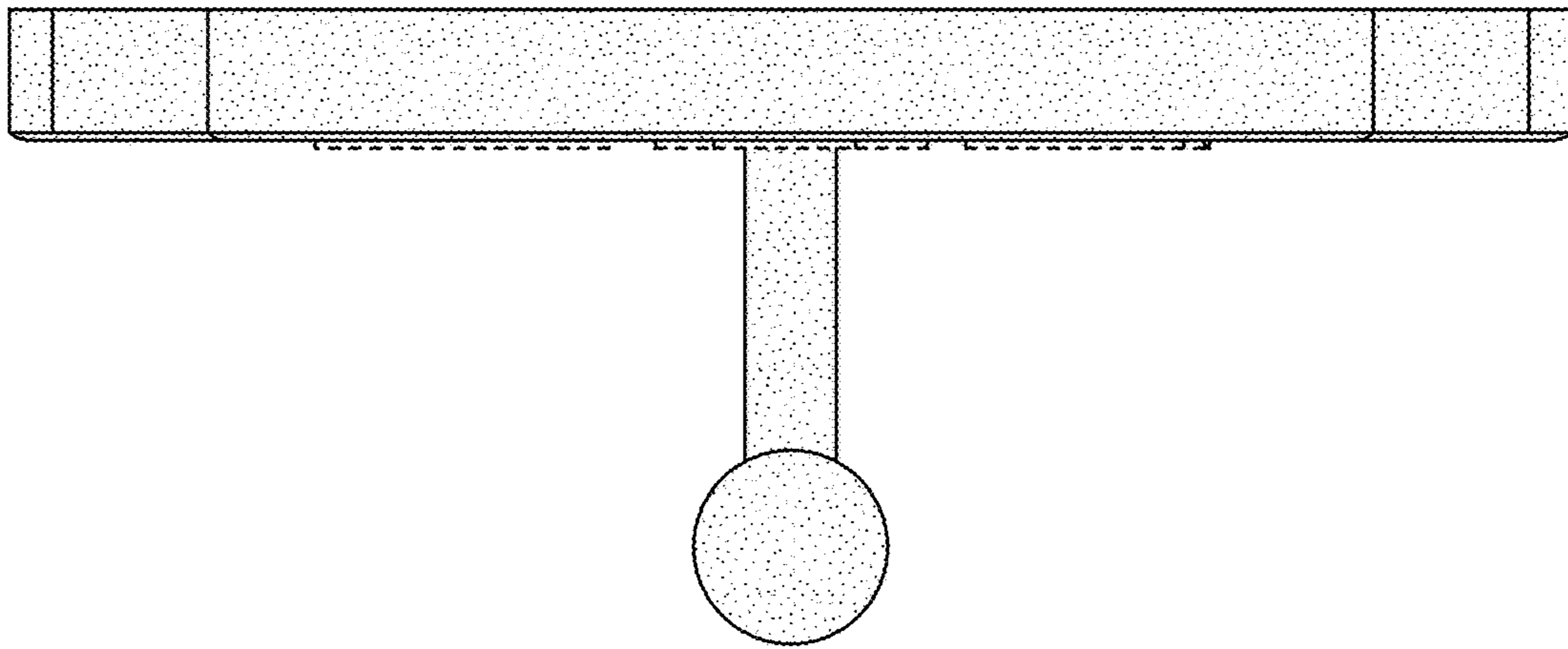


FIG. 9

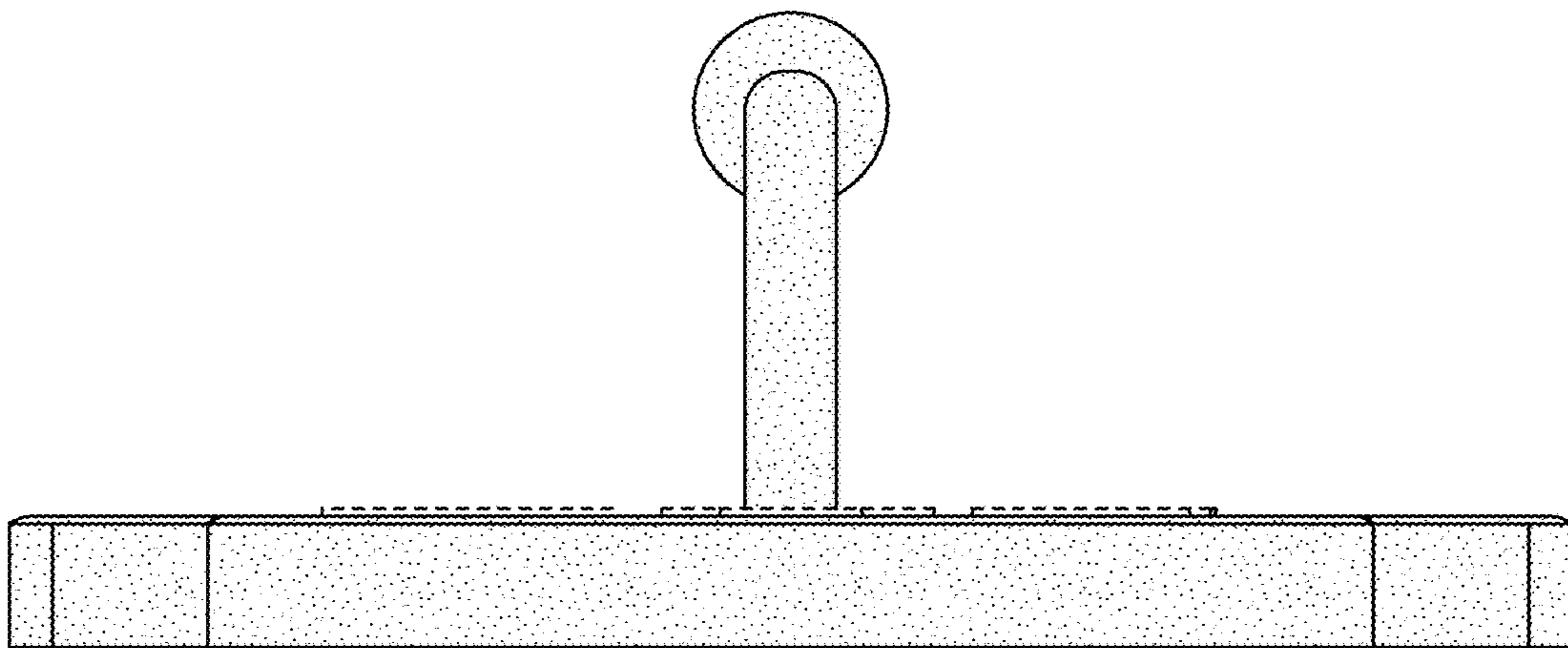


FIG. 10