



US00D818798S

(12) **United States Design Patent** (10) **Patent No.:** **US D818,798 S**
Black et al. (45) **Date of Patent:** **** May 29, 2018**

(54) **WINDOW OPERATOR**
(71) Applicant: **Pella Corporation**, Pella, IA (US)
(72) Inventors: **Randy L. Black**, Newton, IA (US);
Stephanie Ann Sylvester, Pella, IA (US)
(73) Assignee: **Pella Corporation**, Pella, IA (US)
(**) Term: **15 Years**
(21) Appl. No.: **29/589,216**
(22) Filed: **Dec. 29, 2016**
(51) **LOC (11) Cl.** **08-07**
(52) **U.S. Cl.**
USPC **D8/337**; D8/331
(58) **Field of Classification Search**
USPC D8/330, 331, 308, 346, 336-339; 70/89,
70/90; 292/240-242, 209, 210, 341.12,
292/341.13, DIG. 20, DIG. 47, DIG. 40,
292/DIG. 55
CPC E05C 3/00; E05C 3/02; E05C 3/04; E05C
3/14; E05C 7/00; E05B 9/02; E05B 9/08;
E05B 65/08; E05B 15/00
See application file for complete search history.

(56) **References Cited**
U.S. PATENT DOCUMENTS
4,972,691 A * 11/1990 Knight E05B 13/103
70/213
D350,666 S 9/1994 Wobschall et al.
D361,490 S 8/1995 Vetter
D365,513 S 12/1995 Vetter et al.
5,560,082 A 10/1996 Vetter
5,620,213 A * 4/1997 Ellis E05B 13/10
292/100
D379,917 S 6/1997 Vetter et al.
5,740,632 A * 4/1998 Peterson E05F 11/00
49/460
6,164,156 A 12/2000 Purcell

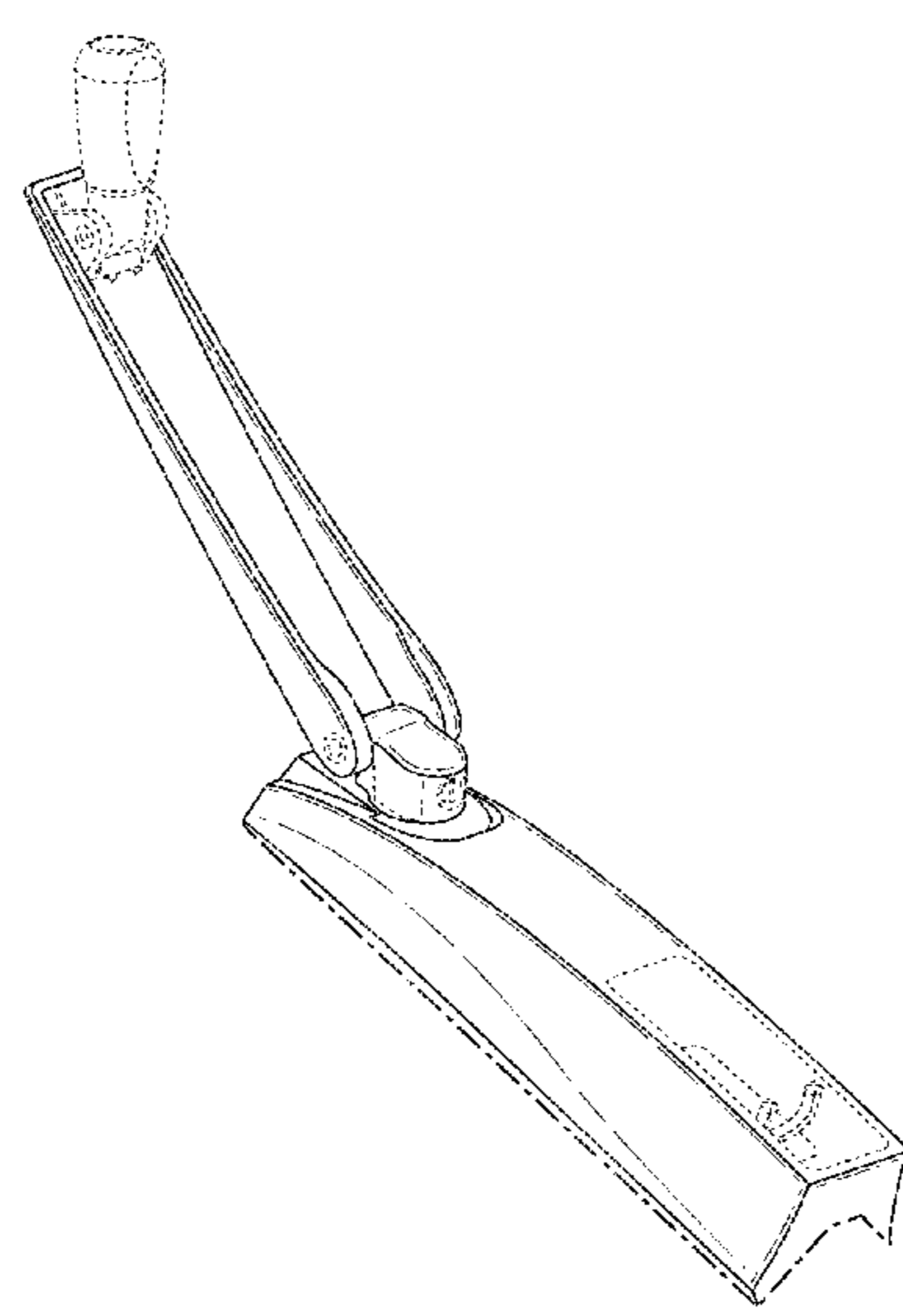
D450,237 S 11/2001 Vande Steeg et al.
6,312,275 B1 * 11/2001 Tortorella H01R 13/6395
361/759
D451,781 S 12/2001 Vande Steeg et al.
D452,999 S 1/2002 Vande Steeg et al.
(Continued)

Primary Examiner — Prabhakar G Deshmukh
(74) *Attorney, Agent, or Firm* — Faegre Baker Daniels,
LLP

(57) **CLAIM**
The ornamental design for a window operator, as shown and described.

DESCRIPTION
FIG. 1 is a top, front and left perspective view of a window operator in a first position;
FIG. 2 is a left side elevational view thereof;
FIG. 3 is a right side elevational view thereof;
FIG. 4 is a front elevational view thereof;
FIG. 5 is a rear elevational view thereof;
FIG. 6 is a top plan view thereof; and
FIG. 7 is a bottom plan view thereof,
FIG. 8 is a top, front and left perspective view of the window operator thereof shown in a second position;
FIG. 9 a left side elevational view thereof, in the second position;
FIG. 10 is a right side elevational view thereof, in the second position;
FIG. 11 is a front elevational view thereof, in the second position;
FIG. 12 is a rear elevational view thereof, in the second position;
FIG. 13 is a top plan view thereof, in the second position; and,
FIG. 14 is a bottom plan side thereof, in the second position. The broken lines illustrate unclaimed portions and form no part of the claimed design.

1 Claim, 9 Drawing Sheets



(56)

References Cited

U.S. PATENT DOCUMENTS

6,375,382 B1	4/2002	Clavet			
6,450,063 B1	9/2002	Harvey et al.			
6,634,683 B1 *	10/2003	Brannan	E05B 9/082		
			292/241		
D487,012 S *	2/2004	Stoll	D8/337		
D506,127 S	6/2005	Vetter et al.			
6,983,963 B2 *	1/2006	Eslick	E05B 13/002		
			292/209		
D521,847 S	5/2006	Vetter et al.			
D522,837 S	6/2006	Vetter et al.			
7,066,505 B2	6/2006	Van Klompenburg et al.			
D533,446 S	12/2006	Vetter			
7,147,256 B2	12/2006	Gill			
D536,950 S *	2/2007	Liang	D8/331		
7,194,930 B2	3/2007	Dawson			
7,251,860 B2	8/2007	Liang et al.			
D551,942 S	10/2007	Vetter et al.			
D569,223 S *	5/2008	Zhang	D8/337		
D572,996 S	7/2008	Nolte et al.			
D583,646 S	12/2008	Nolte et al.			
D591,146 S	4/2009	Dallmann et al.			
D595,110 S *	6/2009	Berstler	D8/331		
D595,111 S	6/2009	Jones et al.			
7,941,898 B2	5/2011	Liang et al.			
7,958,603 B2	6/2011	Franco et al.			
D721,942 S *	2/2015	Liang	D8/337		
8,967,684 B2 *	3/2015	Phelps	E05B 15/0006		
			292/240		
9,003,706 B2	4/2015	Meves et al.			
D775,929 S *	1/2017	Liau	D8/331		
2002/0066162 A1	6/2002	Klompenburg et al.			
2003/0088941 A1	5/2003	Rotondi			
2007/0273162 A1	11/2007	Schultz			
2008/0066382 A1	3/2008	Erickson			
2009/0256367 A1	10/2009	Schultz			

* cited by examiner

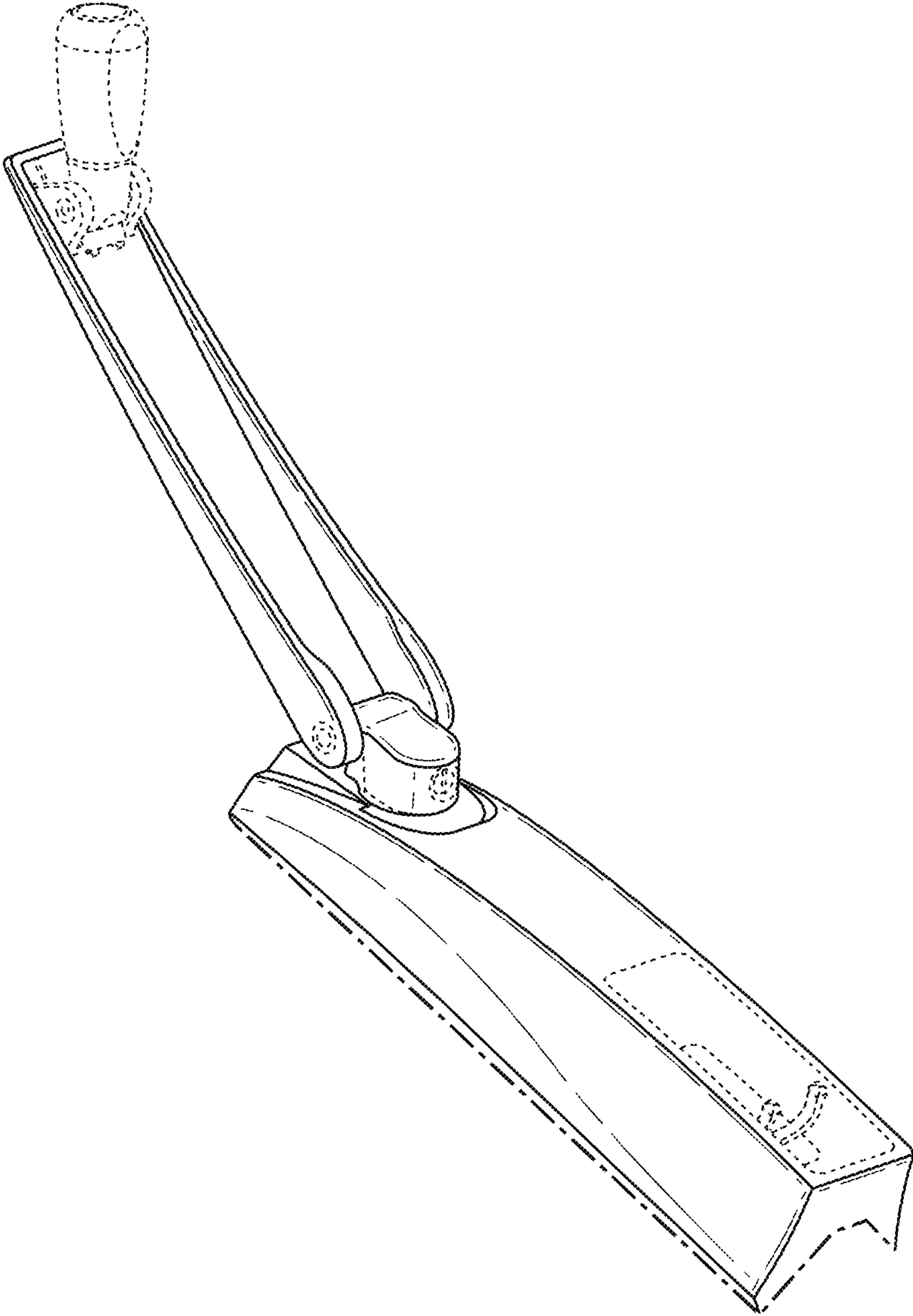


FIG. 1




FIG. 2

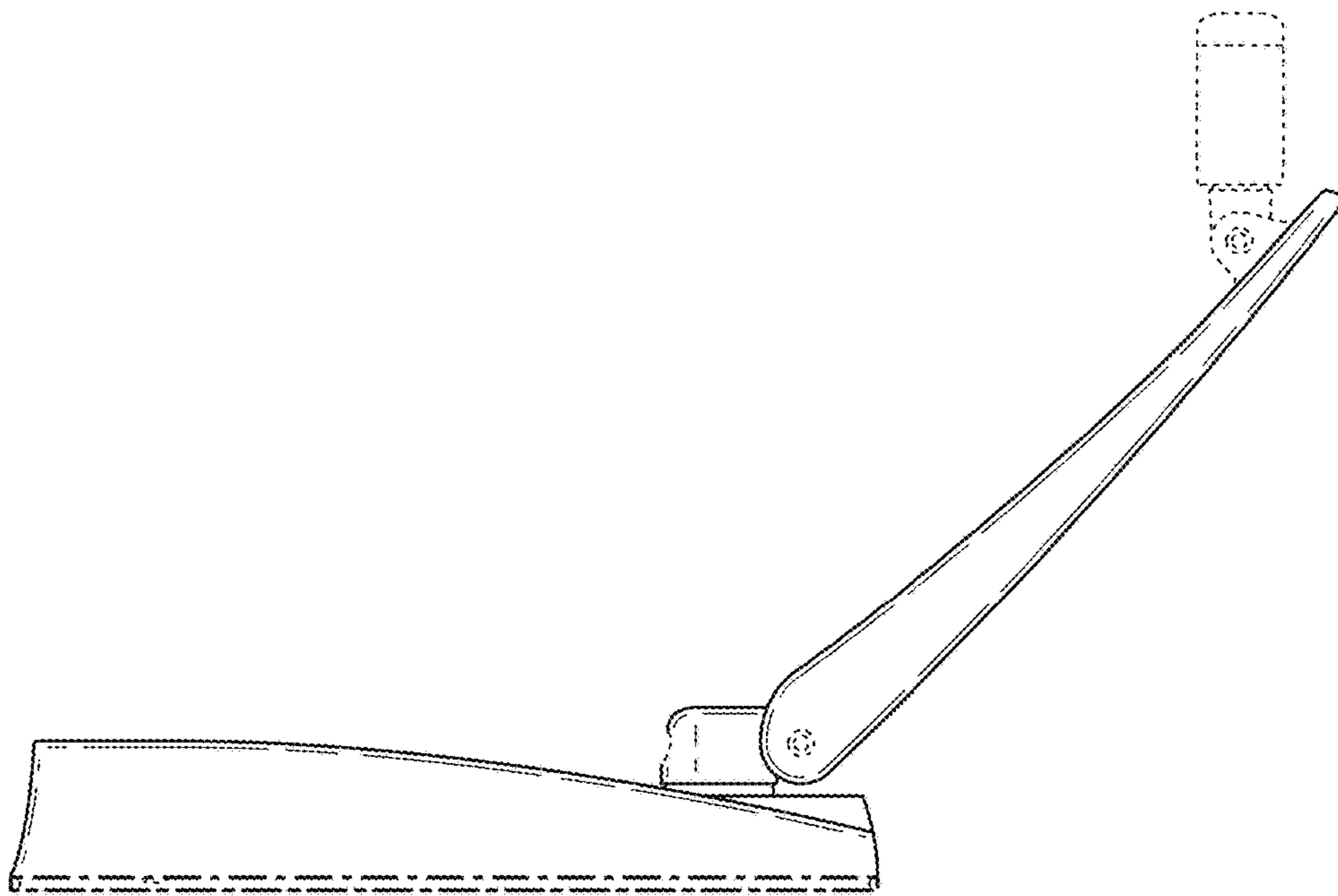


FIG. 3

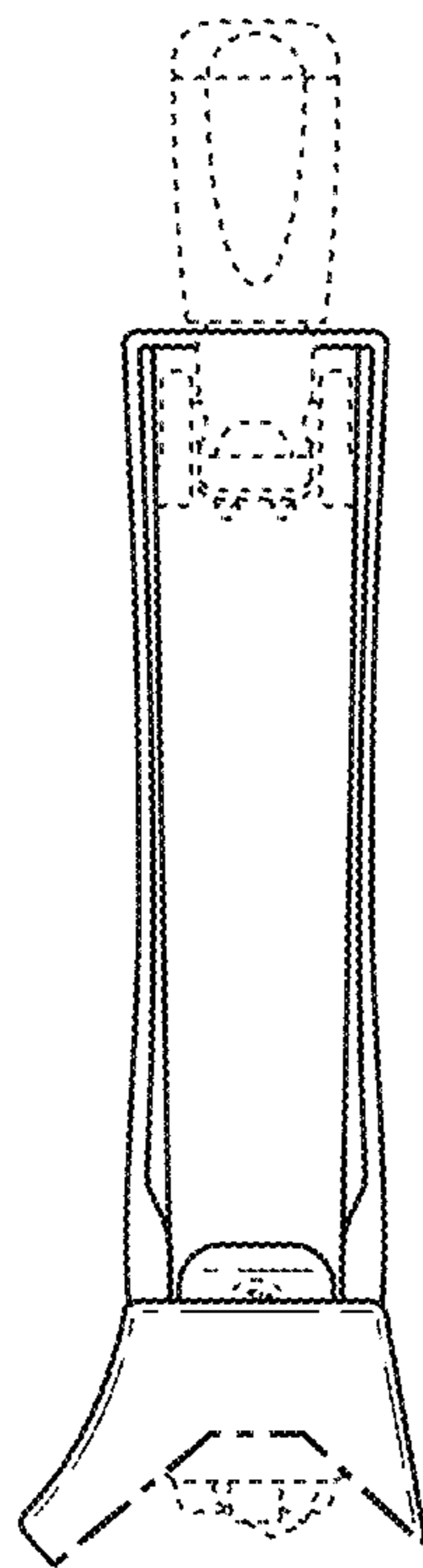


FIG. 4

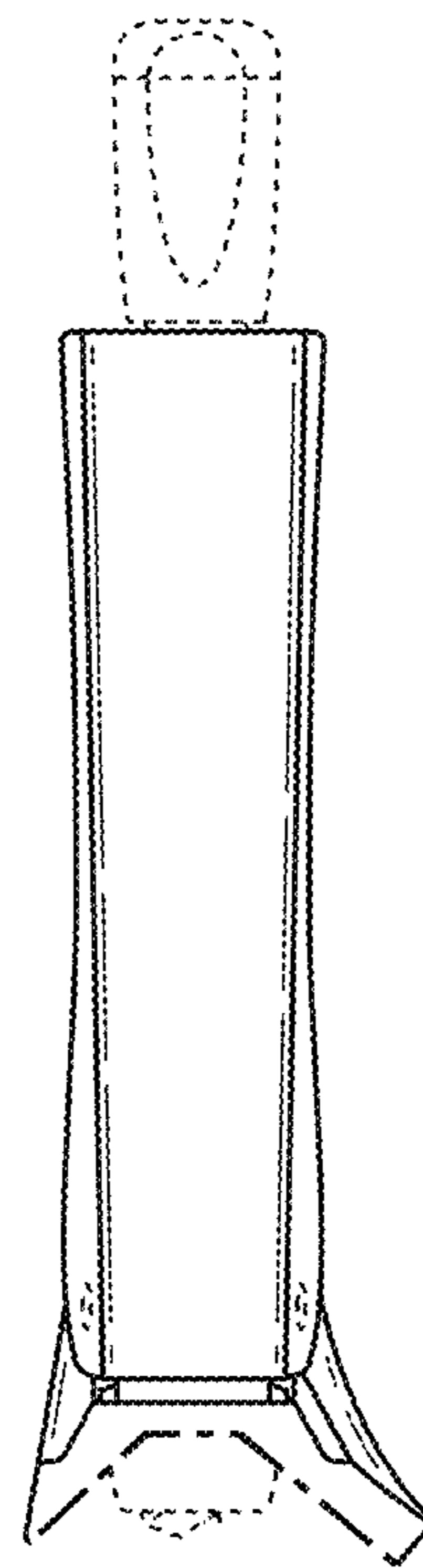


FIG. 5

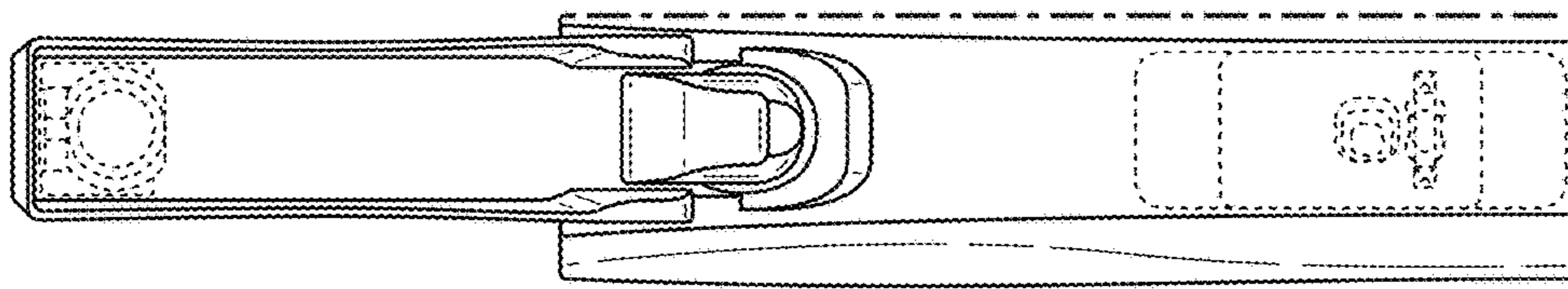


FIG. 6

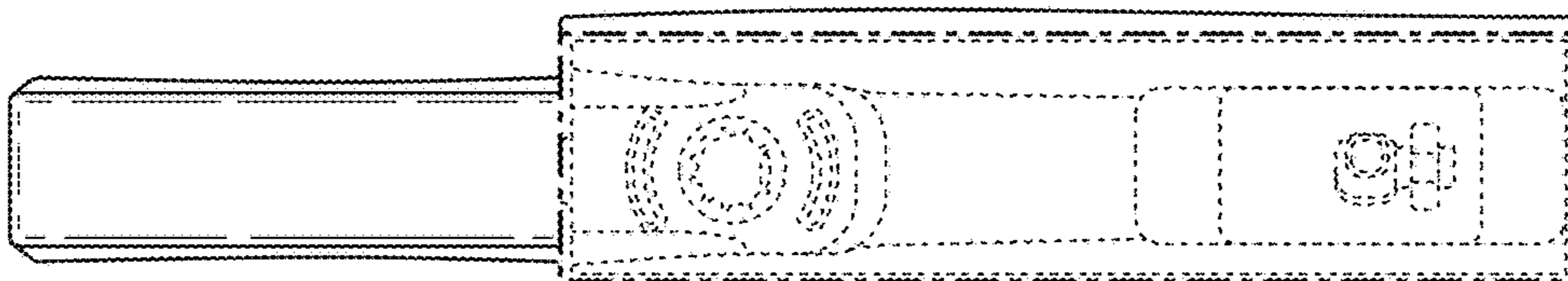


FIG. 7

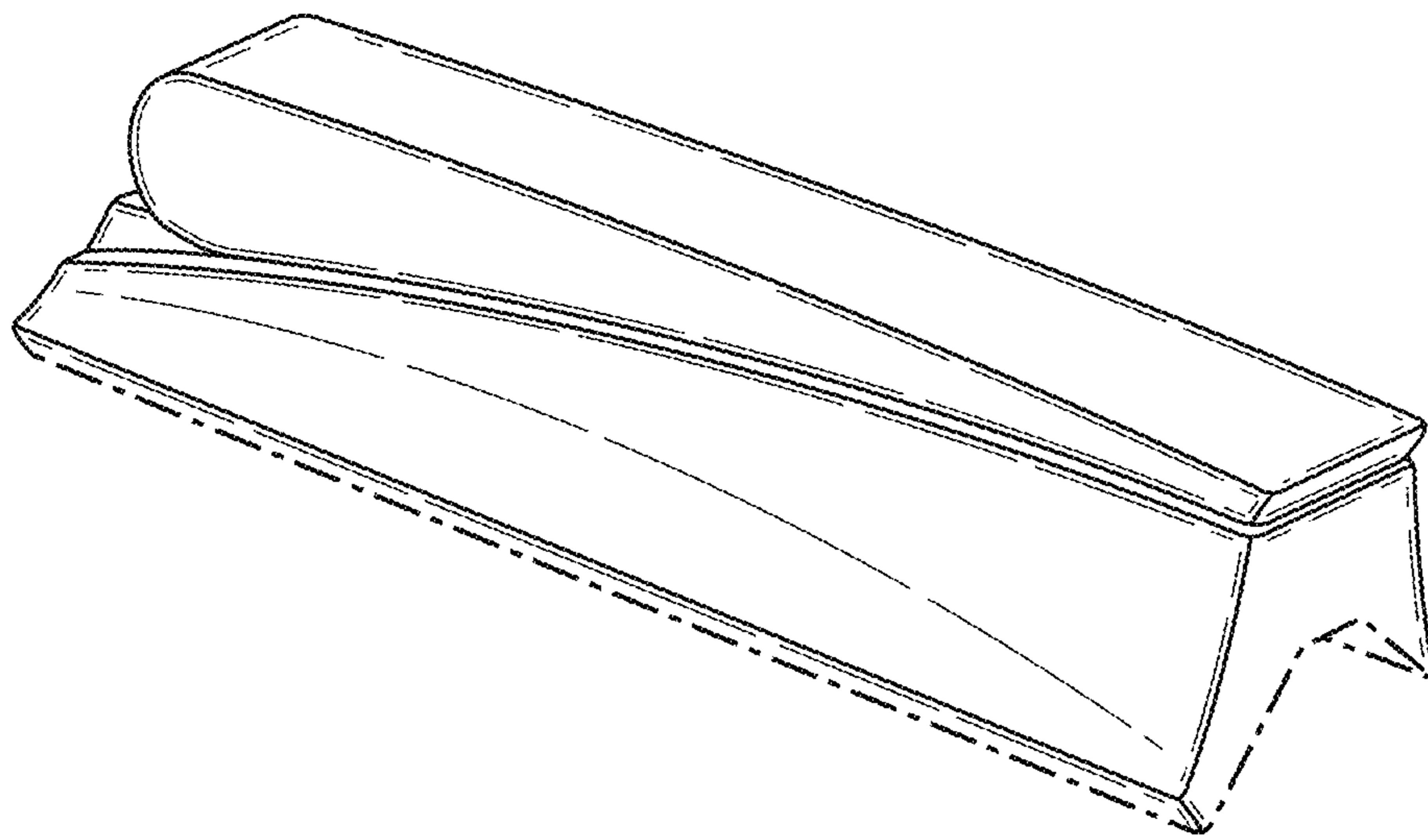


FIG. 8




FIG. 9




FIG. 10

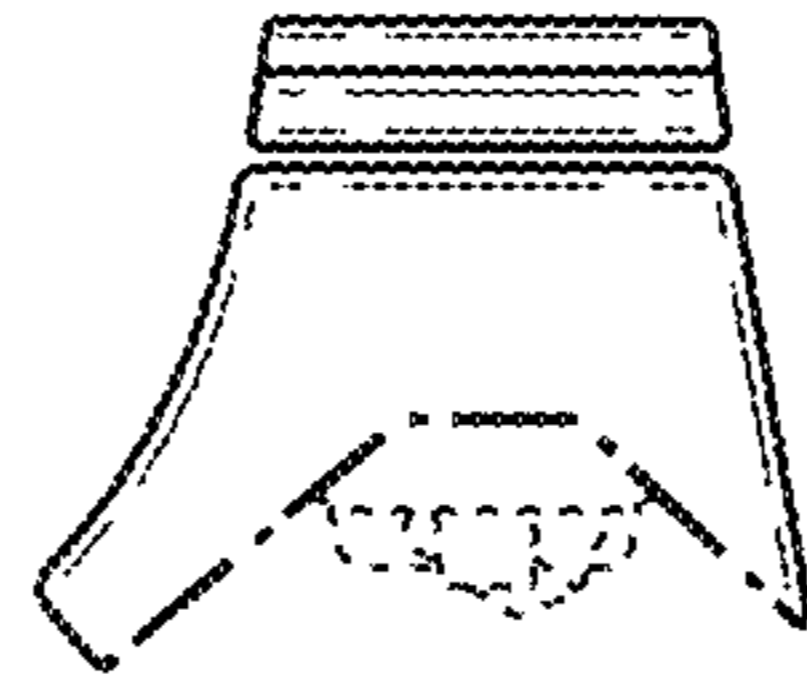


FIG. 11

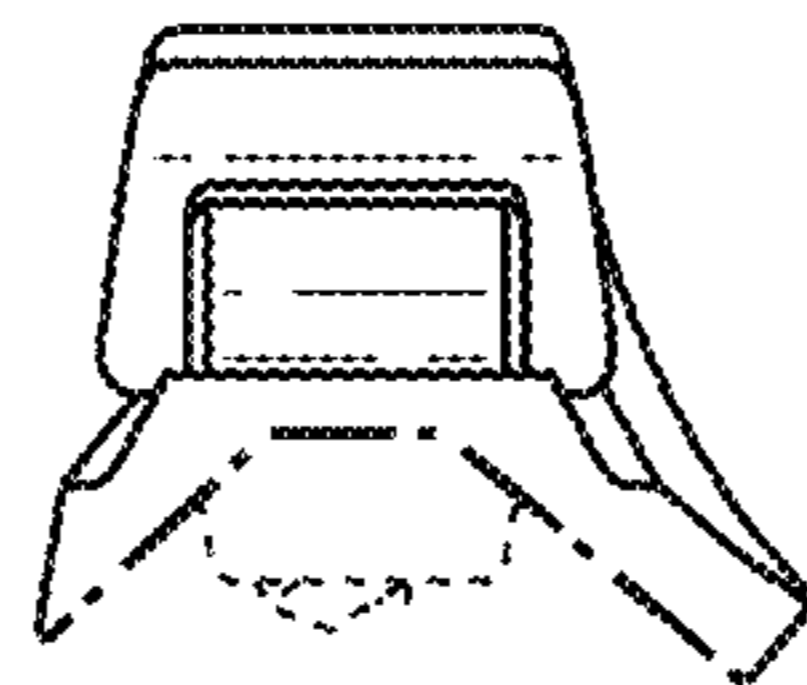


FIG. 12




FIG. 13

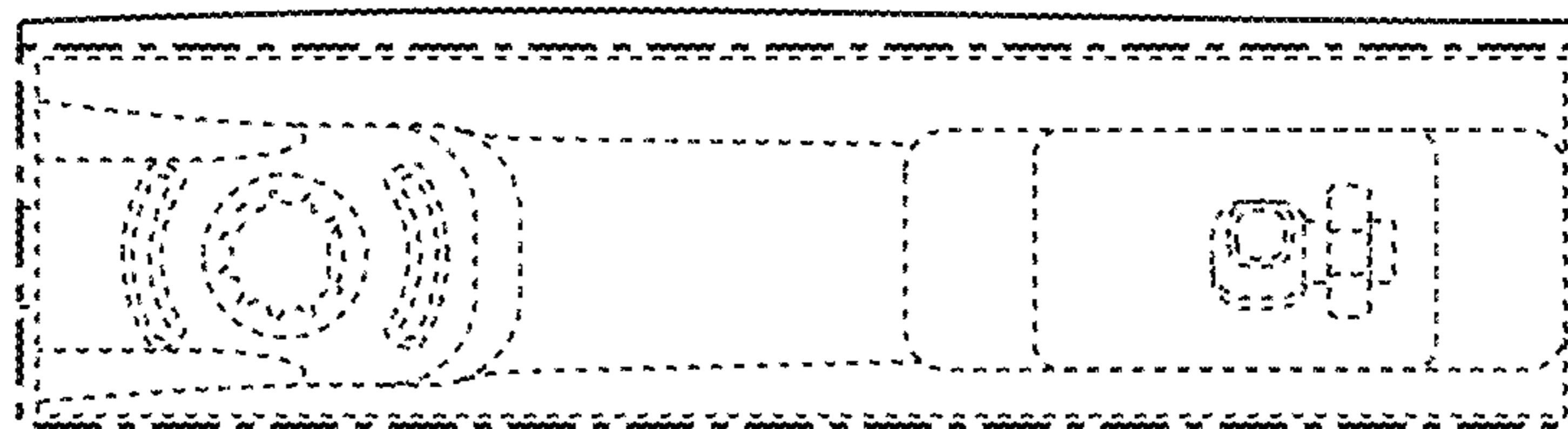


FIG. 14