



US00D818772S

(12) **United States Design Patent**
Raymond

(10) **Patent No.:** **US D818,772 S**

(45) **Date of Patent:** **** May 29, 2018**

- (54) **MIXING TOOL**
- (71) Applicant: **Daniel J. Raymond**, Saginaw, MI (US)
- (72) Inventor: **Daniel J. Raymond**, Saginaw, MI (US)
- (**) Term: **15 Years**
- (21) Appl. No.: **29/600,837**
- (22) Filed: **Apr. 17, 2017**
- (51) **LOC (11) Cl.** **31-00**
- (52) **U.S. Cl.**
USPC **D7/412; D7/379; D7/383; D7/384**
- (58) **Field of Classification Search**
USPC D7/372, 376-386, 412-413, 602, 629,
D7/665-666, 669, 679, 693-694
CPC .. A21C 1/02; A21C 1/04; A21C 1/147; A23N
1/00; A23N 1/02; A47J 43/04; A47J
43/25; A47J 43/27; A47J 43/042; A47J
43/044; A47J 43/046; A47J 43/075; A47J
43/0711; A47J 43/0722; A47J 43/0727;
A47J 44/02; B01F 3/00; B01F 3/0807;
B01F 3/0853; B01F 7/30; B01F 13/0059;
B01F 13/0064; B02C 1/08; B02C 2/04;
B02C 4/42; B02C 4/142; B02C 4/143;
B02C 4/423; B02C 13/1835; B28C 5/10;
B28C 5/12; B28C 5/14; B28C 5/16
See application file for complete search history.

- D488,956 S * 4/2004 Boyle B01F 7/00583
D7/412
- D536,577 S * 2/2007 Henry D7/412
- 7,314,308 B2 * 1/2008 Fallowes A47J 43/0711
366/310
- D616,699 S * 6/2010 Hoare D7/376
- D664,807 S * 8/2012 Annis D7/376
- D684,425 S * 6/2013 Nordwall D7/379
- 8,579,496 B2 * 11/2013 Annis A47J 43/0711
366/197
- 2006/0171251 A1 * 8/2006 Busick A47J 43/0711
366/312
- 2006/0268659 A1 * 11/2006 Kaas A47J 43/0711
366/312
- 2012/0081993 A1 * 4/2012 Annis A47J 43/0711
366/309

* cited by examiner

Primary Examiner — Ricky Pham
(74) *Attorney, Agent, or Firm* — Robert L. Stearns;
Dickinson Wright, PLLC

(57) **CLAIM**

I claim the ornamental design for a mixing tool, as shown herein.

DESCRIPTION

FIG. 1 is a perspective view of the mixing tool;
FIG. 2 is a front view of the mixing tool, the rear view being a mirror image thereof;
FIG. 3 is a side view of the mixing tool, the opposite side view being a mirror image thereof
FIG. 4 is a top view of the mixing tool; and
FIG. 5 is a bottom view of the mixing tool.
The broken lines in FIGS. 1-4 are for illustrative purposes only and form no part of the claimed design.

1 Claim, 3 Drawing Sheets

(56) **References Cited**

U.S. PATENT DOCUMENTS

- 1,656,665 A * 1/1928 DeHuff B01F 7/30
366/197
- 2,046,784 A * 7/1936 Krause A47J 44/02
219/209
- 5,934,802 A * 8/1999 Xie A21C 1/147
366/100

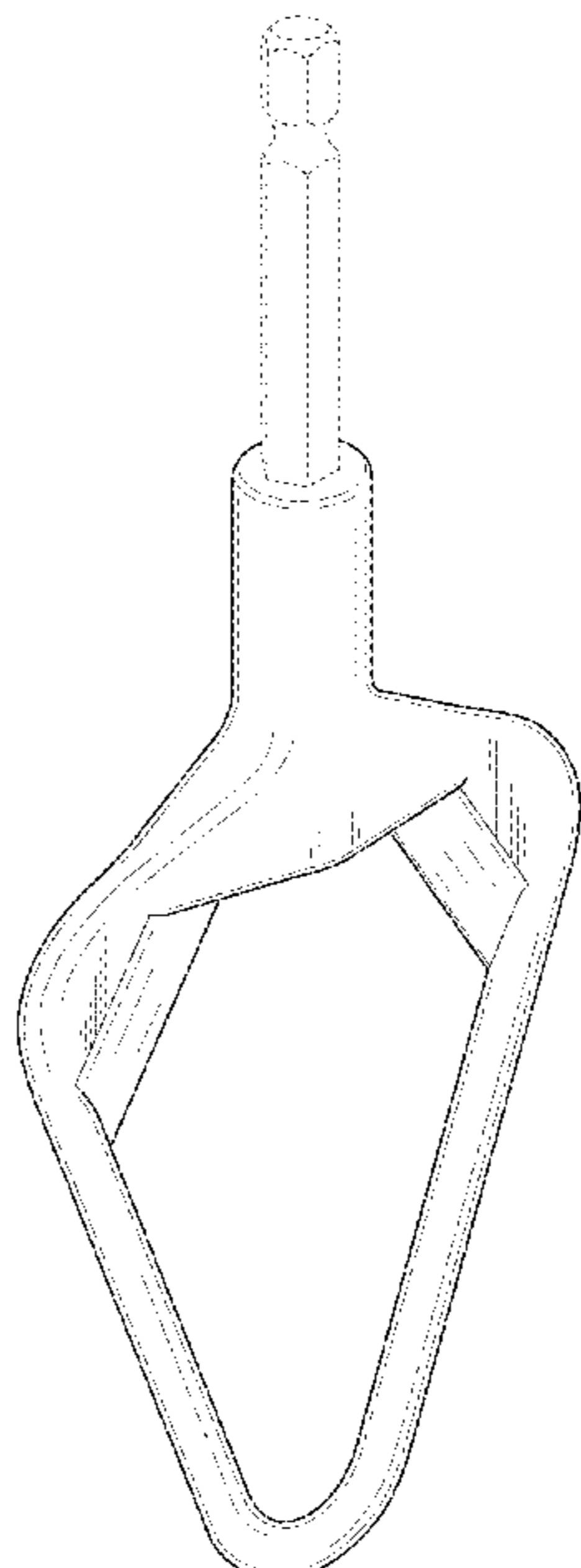


FIG. 1

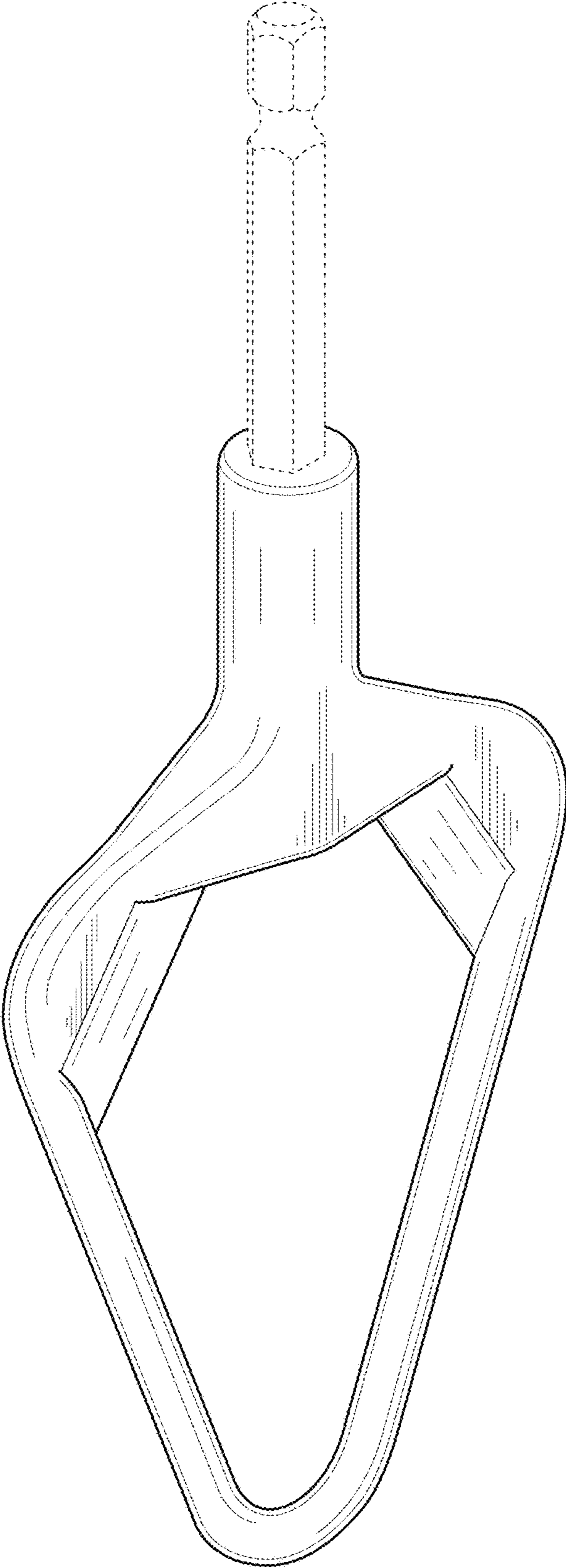


FIG. 2

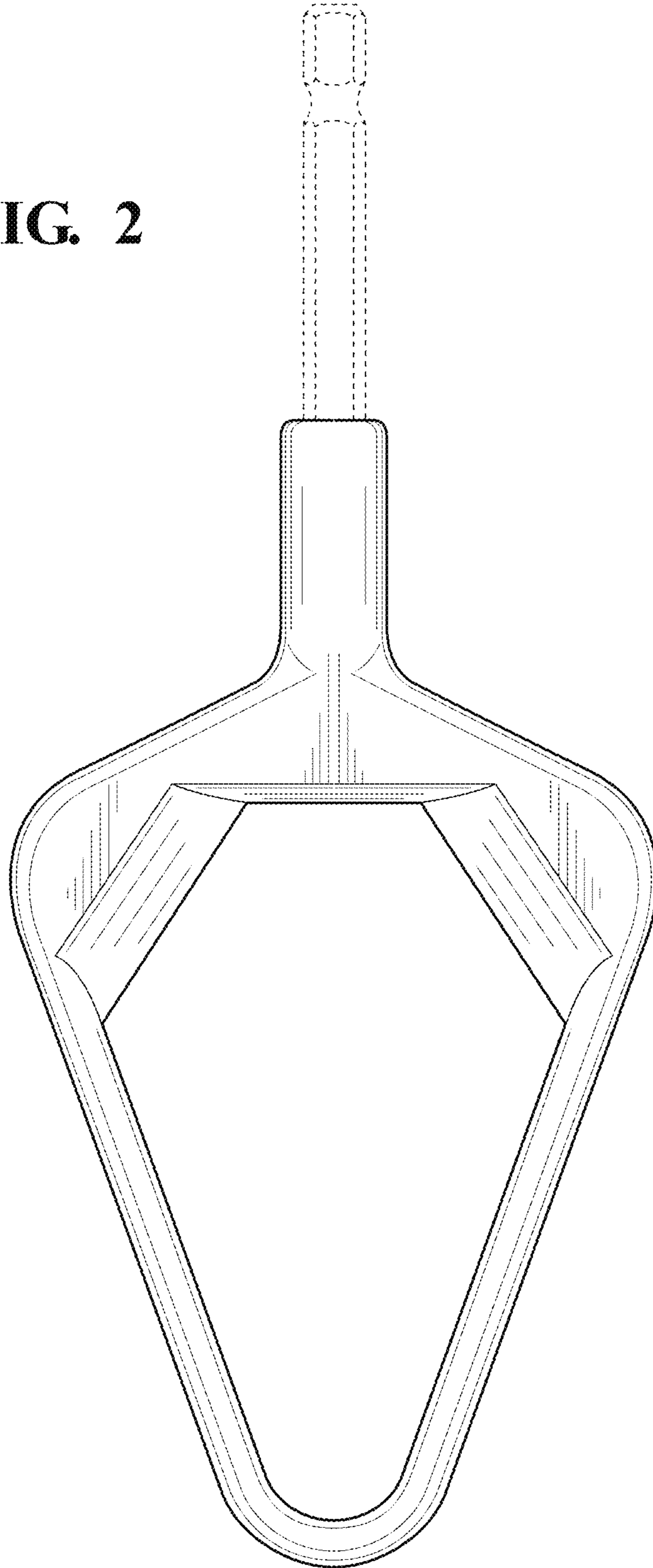


FIG. 3

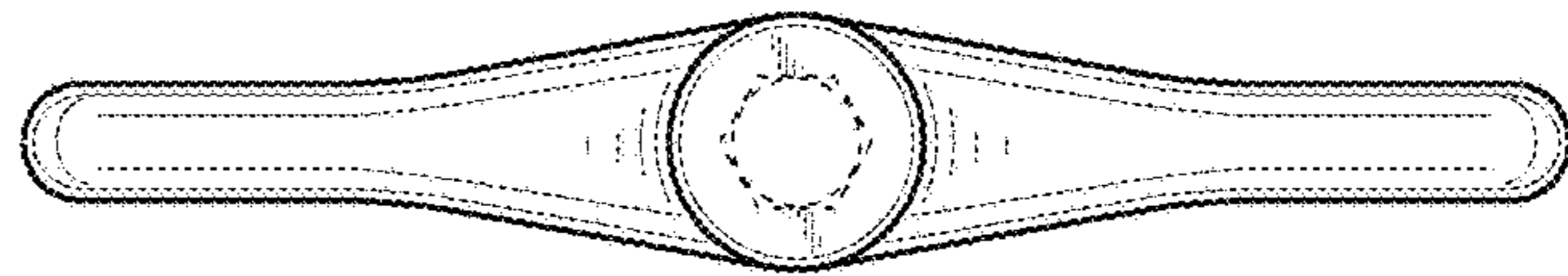
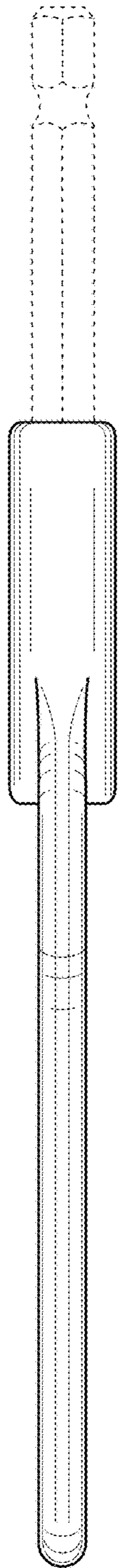


FIG. 4

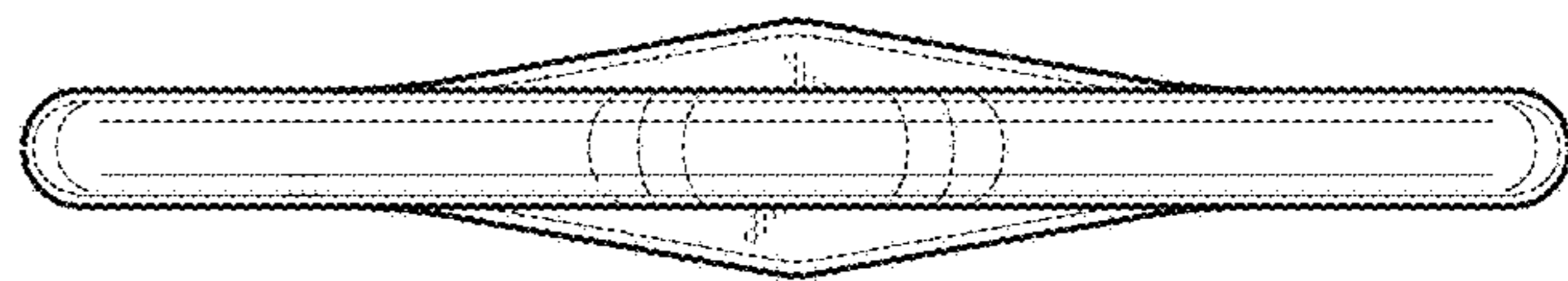


FIG. 5