



US00D818749S

(12) **United States Design Patent**
Polvadore

(10) **Patent No.:** **US D818,749 S**

(45) **Date of Patent:** **** May 29, 2018**

(54) **OFFSET OIL RACK STAND**

(71) Applicant: **Teresa Polvadore**, Arlington, TX (US)

(72) Inventor: **Teresa Polvadore**, Arlington, TX (US)

(**) Term: **15 Years**

(21) Appl. No.: **29/598,068**

(22) Filed: **Mar. 22, 2017**

(51) **LOC (11) Cl.** **06-06**

(52) **U.S. Cl.**

USPC **D6/682.4**

(58) **Field of Classification Search**

USPC D6/672, 678, 678.2, 682, 682.1, 682.2,
D6/682.4, 682.3, 683.4; D3/304-305,
D3/313-316

CPC A47B 73/00; A47B 81/00; A47F 5/0018;
A47F 5/16; A47F 7/28; A47F 7/283

See application file for complete search history.

(56) **References Cited**

U.S. PATENT DOCUMENTS

2,368,909	A	2/1945	Wright	
2,789,700	A	4/1957	King et al.	
4,025,137	A	5/1977	Wylar	
4,350,253	A	9/1982	Rusteburg	
5,570,540	A *	11/1996	Womack	A47G 7/041 211/186
D618,280	S *	6/2010	Siegel	D19/85
D669,528	S *	10/2012	Strain	D19/105
8,292,097	B2 *	10/2012	Goldberg	A47F 7/024 206/560

D673,392	S *	1/2013	Noppe	D6/675.3
D676,685	S *	2/2013	Dobelbower	D6/680.1
D680,353	S *	4/2013	Hawkins	D6/682.4
D720,951	S *	1/2015	Hawkins	D6/682.2
D810,480	S *	2/2018	Polvadore	D6/682.2
2006/0043038	A1 *	3/2006	Wetzel	A47F 7/0078 211/88.03
2017/0323162	A1 *	11/2017	Jones	A47F 5/0043

* cited by examiner

Primary Examiner — Kelley Donnelly

(74) *Attorney, Agent, or Firm* — Law Office of Jeff Williams; J. Oliver Williams

(57) **CLAIM**

The ornamental design for an offset oil rack stand, as shown and described.

DESCRIPTION

FIG. 1 is an oblique view of an offset oil rack stand according to the present application.

FIG. 2 is a front view of the offset oil rack stand of FIG. 1.

FIG. 3 is a rear view of the offset oil rack stand of FIG. 1.

FIG. 4 is a right view of the offset oil rack stand of FIG. 1.

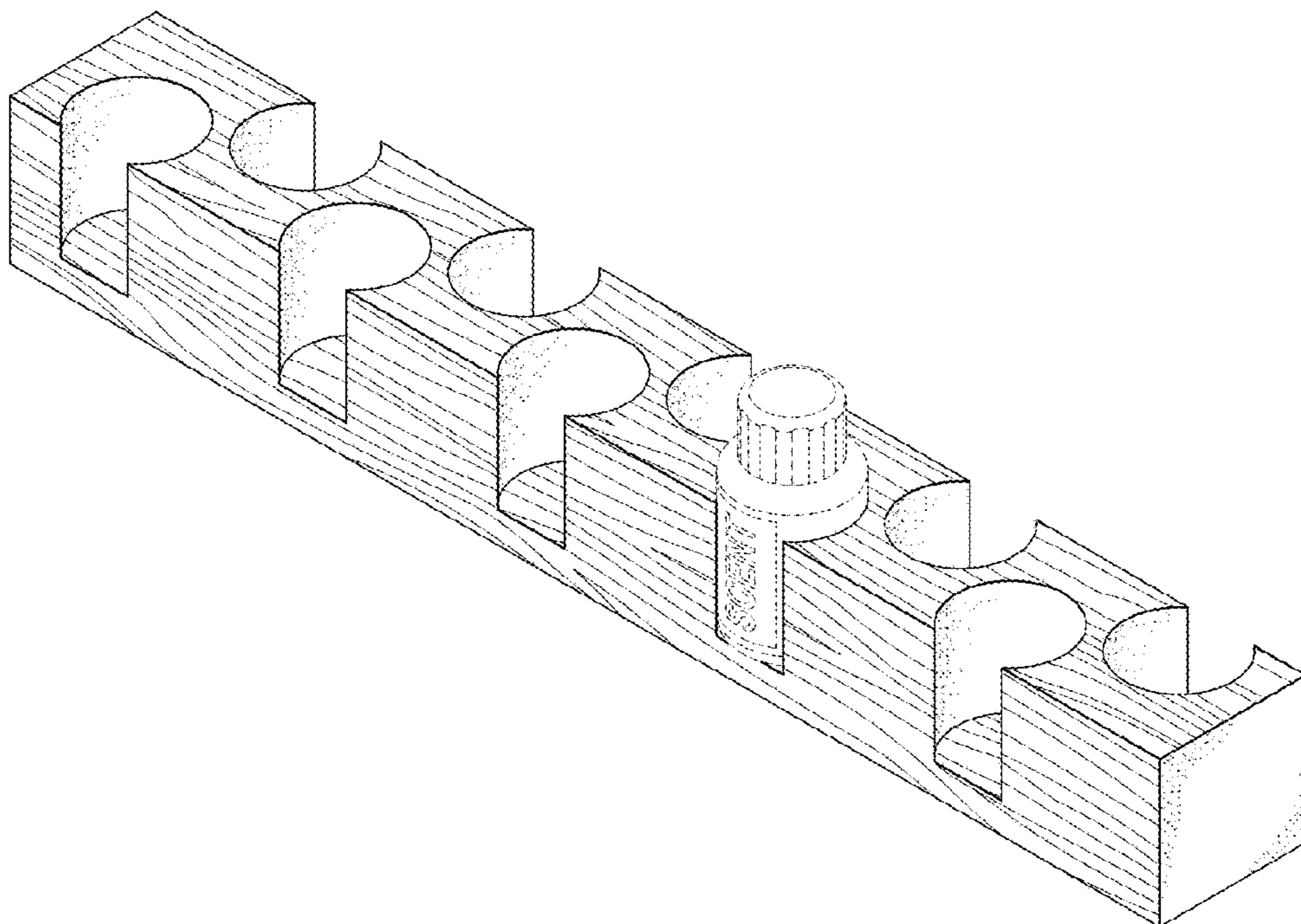
FIG. 5 is a left view of the offset oil rack stand of FIG. 1.

FIG. 6 is a top view of the offset oil rack stand of FIG. 1; and,

FIG. 7 is a bottom view of the offset oil rack stand of FIG. 1.

The broken lines are included for the purpose of illustrating environmental structure and form no part of the claimed design.

1 Claim, 4 Drawing Sheets



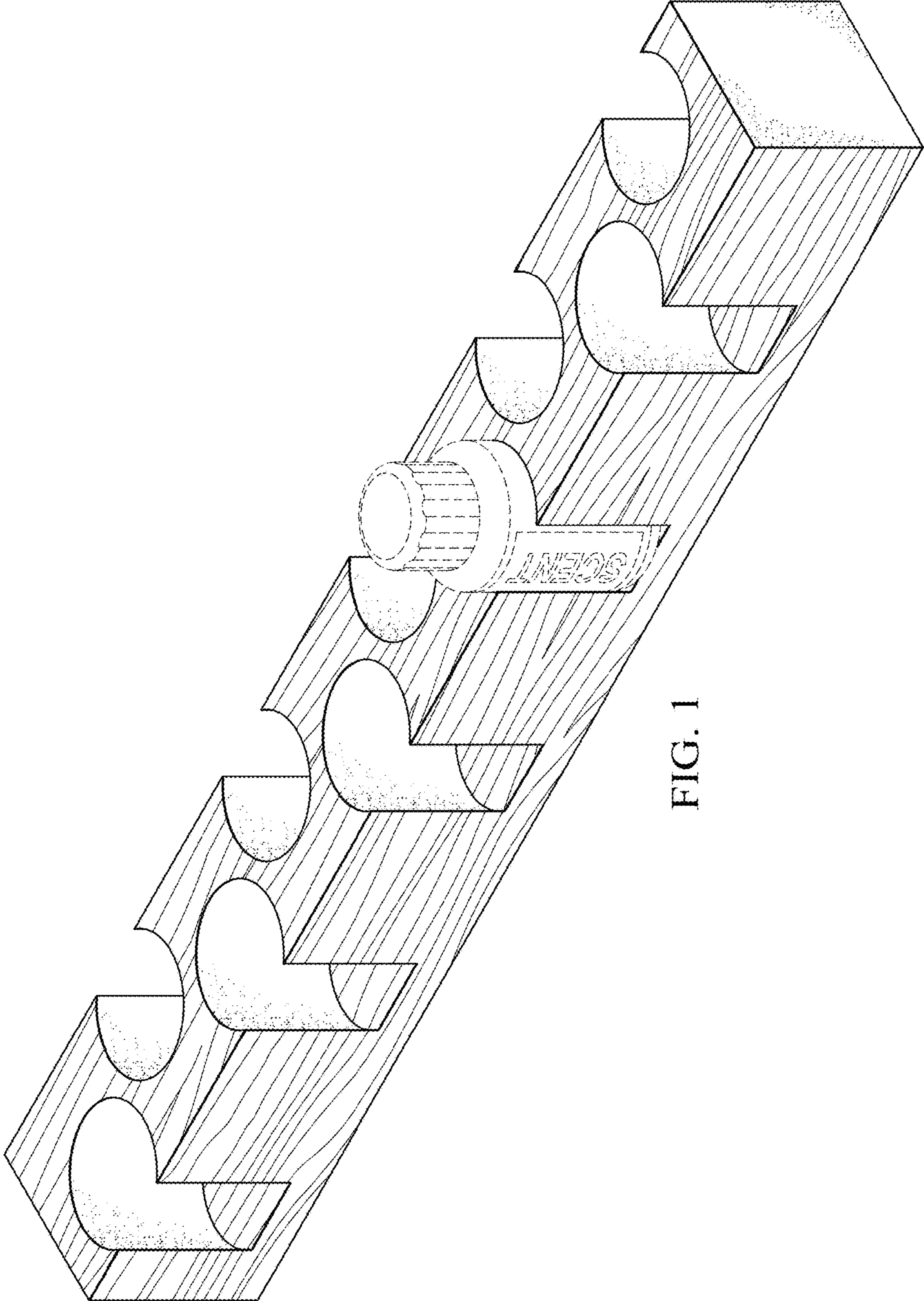


FIG. 1

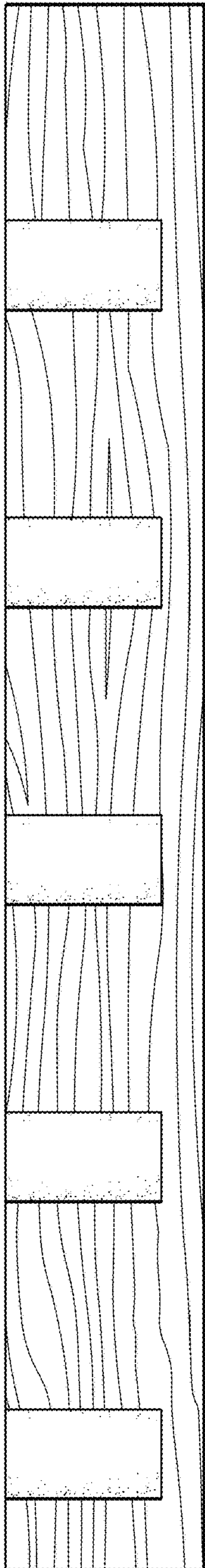


FIG. 2

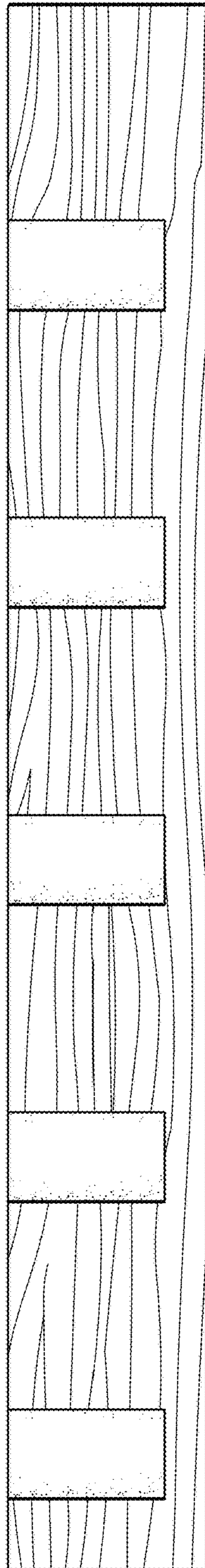


FIG. 3




FIG. 5




FIG. 4




FIG. 6

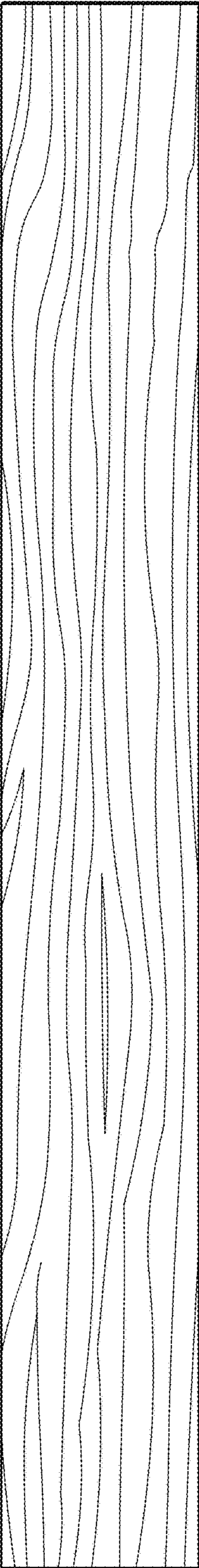


FIG. 7