



US00D818744S

(12) **United States Design Patent** (10) **Patent No.:** **US D818,744 S**
Burden (45) **Date of Patent:** **** May 29, 2018**

(54) **CHEST OF DRAWERS**

(71) Applicant: **Ian James Burden**, Sovereign Islands (AU)

(72) Inventor: **Ian James Burden**, Sovereign Islands (AU)

(**) Term: **15 Years**

(21) Appl. No.: **29/586,053**

(22) Filed: **Nov. 30, 2016**

(30) **Foreign Application Priority Data**

Sep. 14, 2016 (AU) 201615225

(51) **LOC (11) Cl.** **06-04**

(52) **U.S. Cl.**
USPC **D6/663**

(58) **Field of Classification Search**
USPC D6/642, 655, 657, 660, 661, 663, 664, D6/666, 667, 668.2, 671, 671.1, 675.1, D6/675.3, 708; D3/905; D13/184; D14/369; D18/55; D25/48.4, 160
CPC A47B 55/02; A47B 3/00; A47B 81/005; A47B 81/00; A47B 67/02; A47B 77/02; A47B 47/05; A47B 47/0066; A47B 87/005; A47B 87/0292; A47B 43/00
See application file for complete search history.

(56) **References Cited**

U.S. PATENT DOCUMENTS

D46,519 S * 10/1914 Vogan D25/160
D162,538 S * 3/1951 Herrmann D6/668.2
D362,763 S * 10/1995 Ball D6/661
D412,626 S * 8/1999 Johnson D6/666

D440,430 S * 4/2001 Hutton D6/671.1
D455,290 S * 4/2002 O'Hare D6/671.1
D455,291 S * 4/2002 Jeup D6/671.1
D553,389 S * 10/2007 Marcus D6/671.1
D573,264 S * 7/2008 Mock D25/48.4
D594,249 S * 6/2009 Newton D6/671.1
D600,473 S * 9/2009 Lowsky D6/667
D600,474 S * 9/2009 Lowsky D6/671.1
D734,072 S * 7/2015 Zhao D6/671.1
D741,624 S * 10/2015 Freimuth D6/671.1
D754,458 S * 4/2016 Mason D6/675.1
D769,032 S * 10/2016 Burden D6/671
D784,051 S * 4/2017 Rosensweet D6/657
D788,499 S * 6/2017 Anderson D6/667

* cited by examiner

Primary Examiner — Kevin K Rudzinski

Assistant Examiner — Paul D Bohannon

(74) *Attorney, Agent, or Firm* — Dykema Gossett PLLC

(57) **CLAIM**


The ornamental design for the chest of drawers, as shown and described.

DESCRIPTION

FIG. 1 is an elevational front view of the chest of drawers showing my new and ornamental design, FIG. 2 is an elevational rear view thereof, FIG. 3 is an elevational right side view thereof, FIG. 4 is an elevational left side view thereof, FIG. 5 is a top plan view thereof, FIG. 6 is a bottom plan view thereof, FIG. 7 is a perspective right front view thereof; and, FIG. 8 is a perspective left front view thereof.

The broken lines in FIG. 6 represent features of the chest of drawers which form no part of the claimed design.

1 Claim, 8 Drawing Sheets






FIG. 1




FIG. 2

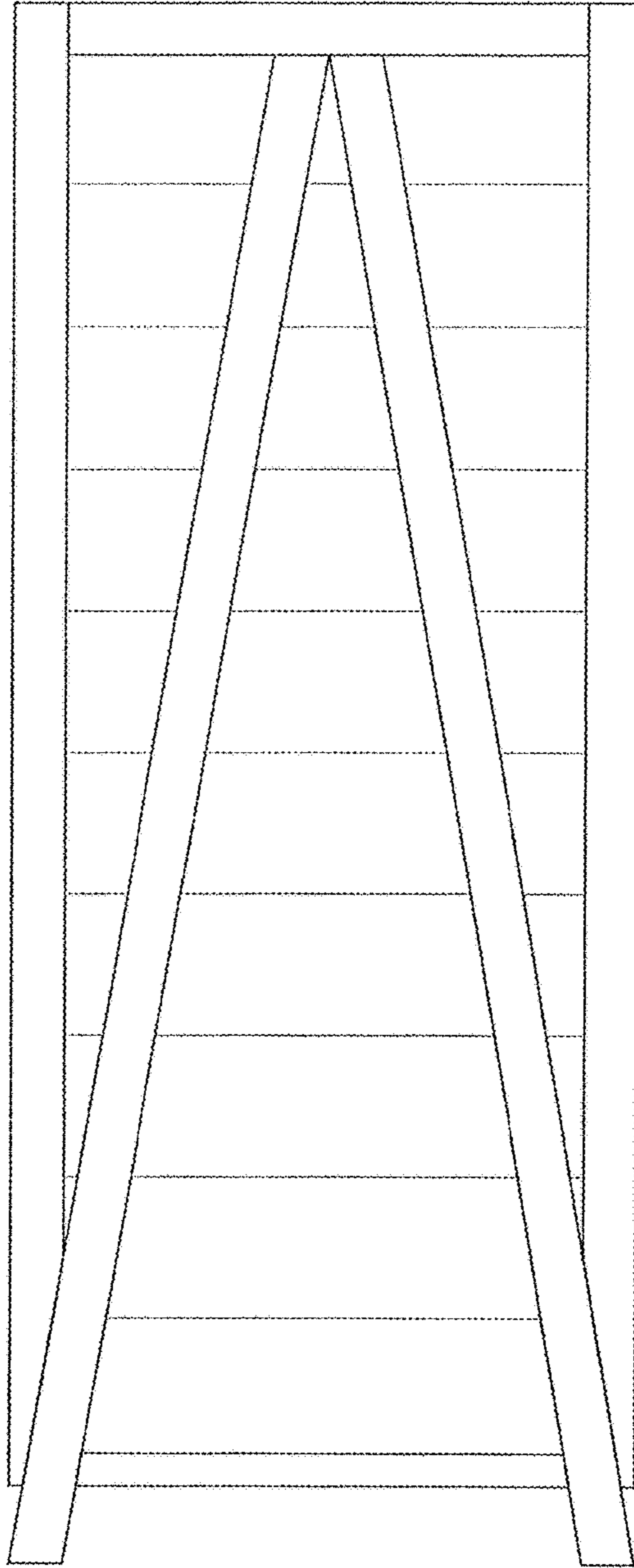


FIG. 3

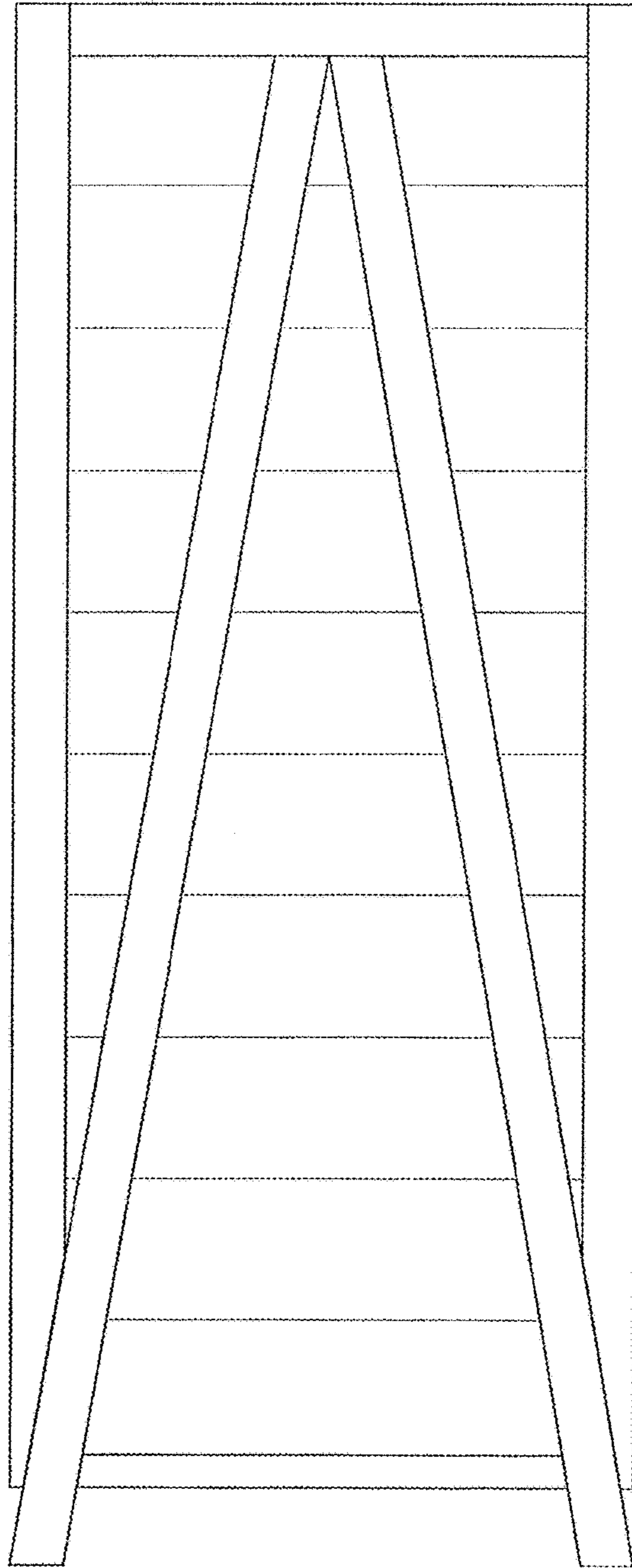


FIG. 4




FIG. 5




FIG. 6




FIG. 7




FIG. 8