



US00D818733S

(12) **United States Design Patent** (10) **Patent No.:** **US D818,733 S**  
**Hiyoshi et al.** (45) **Date of Patent:** **\*\* May 29, 2018**

(54) **SEATING ASSEMBLY**  
(71) Applicant: **Steelcase Inc.**, Grand Rapids, MI (US)  
(72) Inventors: **Yuka Hiyoshi**, Grand Rapids, MI (US); **Bruce Smith**, East Grand Rapids, MI (US); **William Bennie**, Rockford, MI (US); **Irfan Kachwalla**, Mid Levels West (HK); **James Ludwig**, Grand Rapids, MI (US); **Jessica Nebel**, Munich (DE); **Santiago Carral O’Gorman**, Grand Rapids, MI (US); **Madison Scheper**, Grand Rapids, MI (US)  
(73) Assignee: **Steelcase Inc.**, Grand Rapids, MI (US)  
(\*\*) Term: **15 Years**

D304,267 S \* 10/1989 Warren ..... D6/381  
D352,186 S 11/1994 Torck et al.  
D368,174 S 3/1996 Lewis  
D376,274 S 12/1996 Lewis  
D382,129 S 8/1997 Lewis  
D387,573 S 12/1997 Lewis  
D403,874 S \* 1/1999 Gohman ..... D6/334  
D427,445 S \* 7/2000 Gomez ..... D6/377  
D431,381 S 10/2000 Gomez  
D439,071 S 3/2001 D’Urso et al.  
D448,946 S 10/2001 Goetz  
D484,712 S 1/2004 Gomez  
D484,713 S \* 1/2004 Gomez ..... D6/381  
D515,837 S 2/2006 Nicoletti  
D519,743 S 5/2006 Suzuki et al.  
D567,527 S 4/2008 Galardo  
D576,820 S 9/2008 Priestman  
D577,924 S 10/2008 van Ierssel et al.  
D577,925 S \* 10/2008 Gomez ..... D6/378  
D577,926 S 10/2008 Marin et al.

(Continued)

(21) Appl. No.: **29/567,500**  
(22) Filed: **Jun. 9, 2016**  
(51) **LOC (11) Cl.** ..... **06-01**  
(52) **U.S. Cl.**  
USPC ..... **D6/377; D6/375**  
(58) **Field of Classification Search**  
USPC ..... D6/335, 357, 358, 378, 377, 381  
CPC ..... A47C 17/00; A47C 17/04; A47C 17/02  
See application file for complete search history.

*Primary Examiner* — Vy N Koenig  
*Assistant Examiner* — Keith J Wilson  
(74) *Attorney, Agent, or Firm* — Brinks Gilson & Lione

(57) **CLAIM**

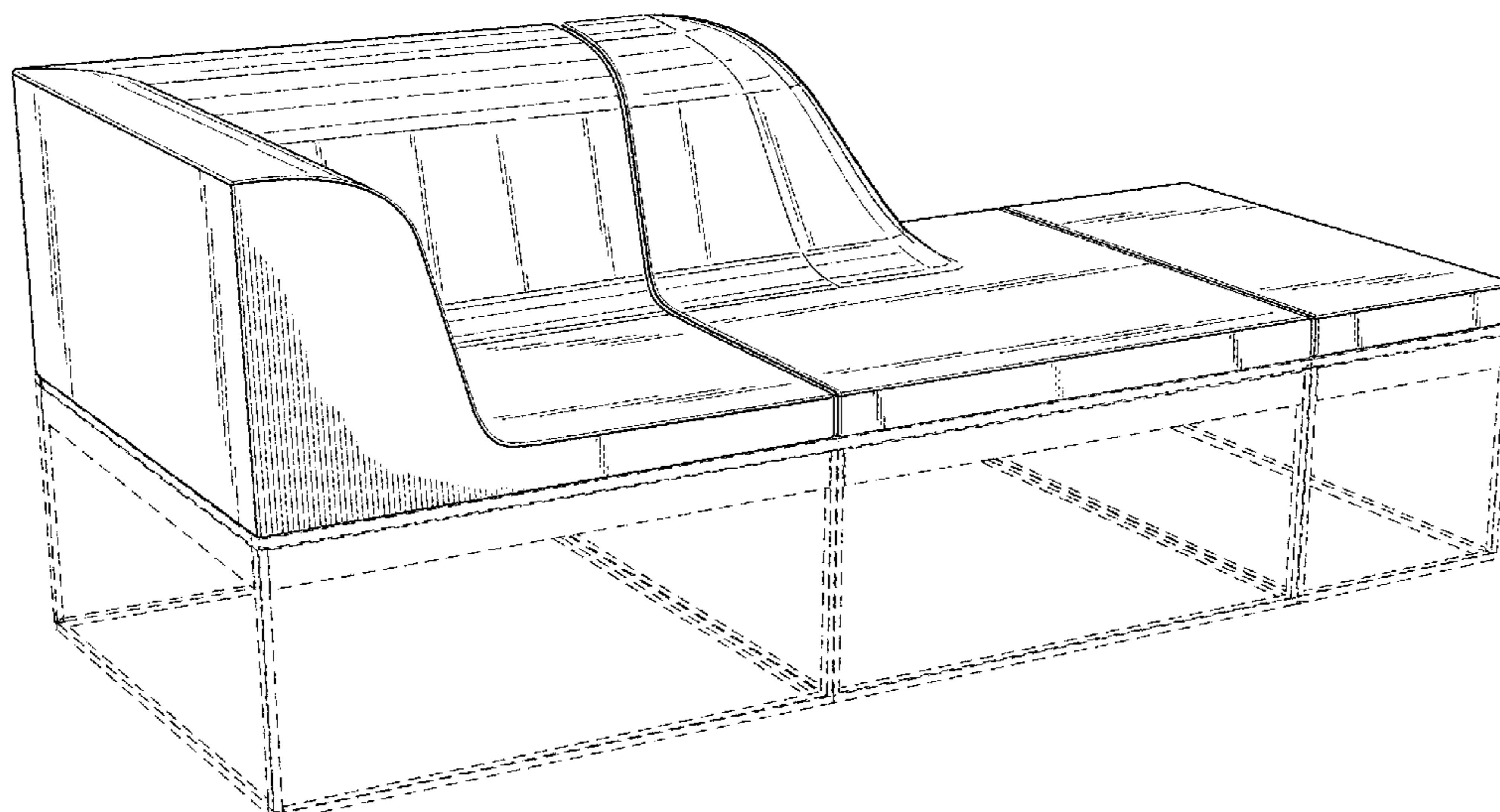
We claim the ornamental design for a seating assembly, as shown and described.

**DESCRIPTION**

FIG. 1 is a top front perspective view of a seating assembly of the present invention;  
FIG. 2 is a top plan view thereof;  
FIG. 3 is a front elevation view thereof;  
FIG. 4 is a right side elevation view thereof  
FIG. 5 is a rear elevation view thereof;  
FIG. 6 is a left side elevation view thereof; and,  
FIG. 7 is a top rear perspective view thereof.  
The broken lines depict portions of the contoured seating assembly that form no part of the claimed design.

**1 Claim, 5 Drawing Sheets**

(56) **References Cited**  
U.S. PATENT DOCUMENTS  
61,610 A 1/1867 Cutter  
936,451 A 10/1909 Havenhill  
D99,959 S 6/1936 Nathan  
D103,417 S \* 3/1937 Tyrrell ..... D6/377  
3,498,654 A 3/1970 Diaz et al.  
D252,484 S 7/1979 Petersilie  
D284,046 S 6/1986 Staats et al.  
D289,950 S 5/1987 Offredi  
D293,637 S 1/1988 Tallon



(56)

**References Cited**

U.S. PATENT DOCUMENTS

D589,714	S	4/2009	Cazares et al.	
D591,525	S *	5/2009	Thompson .....	D6/361
D602,705	S	10/2009	Holbrook	
D643,643	S	8/2011	Lievore	
D647,317	S *	10/2011	Urquiola .....	D6/377
D681,361	S *	5/2013	Silver .....	D6/377
D682,575	S	5/2013	Versace	
D685,202	S *	7/2013	Sage .....	D6/377
D686,008	S *	7/2013	Sage .....	D6/377
D695,035	S	12/2013	Ciani et al.	
D698,172	S	1/2014	Ciani et al.	
D701,704	S *	4/2014	Maier .....	D6/377
D712,173	S	9/2014	Ciani et al.	
D712,674	S	9/2014	Ciani et al.	
D741,079	S *	10/2015	Hughes .....	D6/377
D743,726	S	11/2015	Yeh	
D752,892	S *	4/2016	Hughes .....	D6/377
D753,927	S *	4/2016	Webb .....	D6/378
D763,000	S *	8/2016	King .....	D6/377
D763,590	S *	8/2016	King .....	D6/377
D763,591	S *	8/2016	King .....	D6/377

\* cited by examiner

Fig. 1

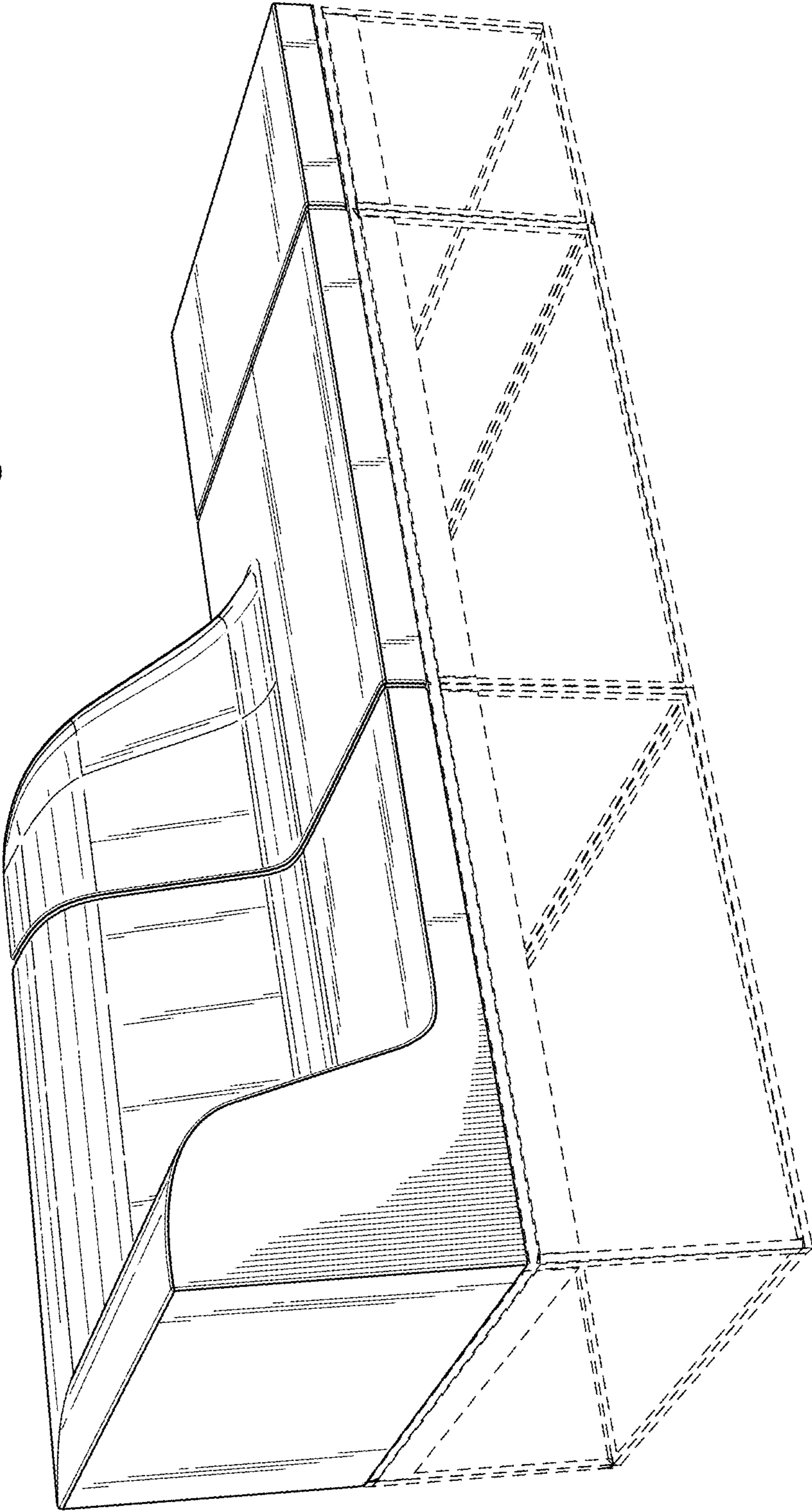
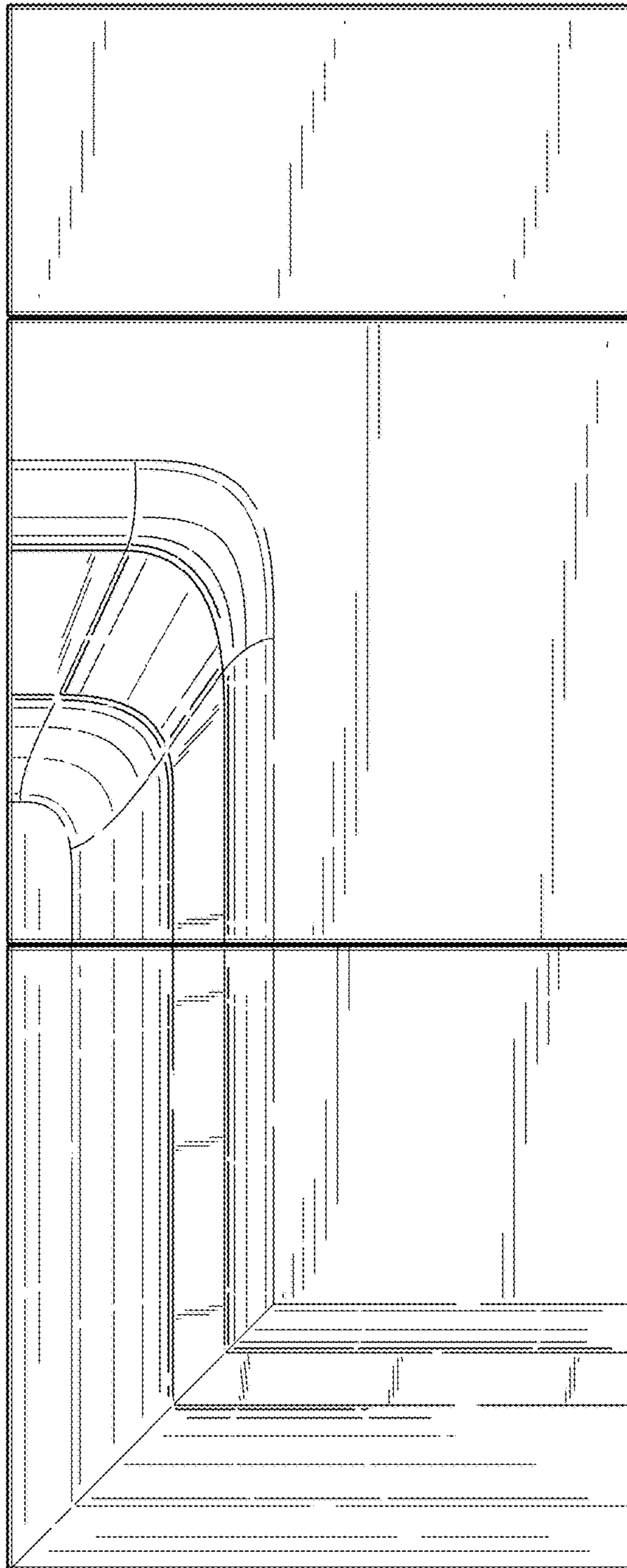




Fig. 2



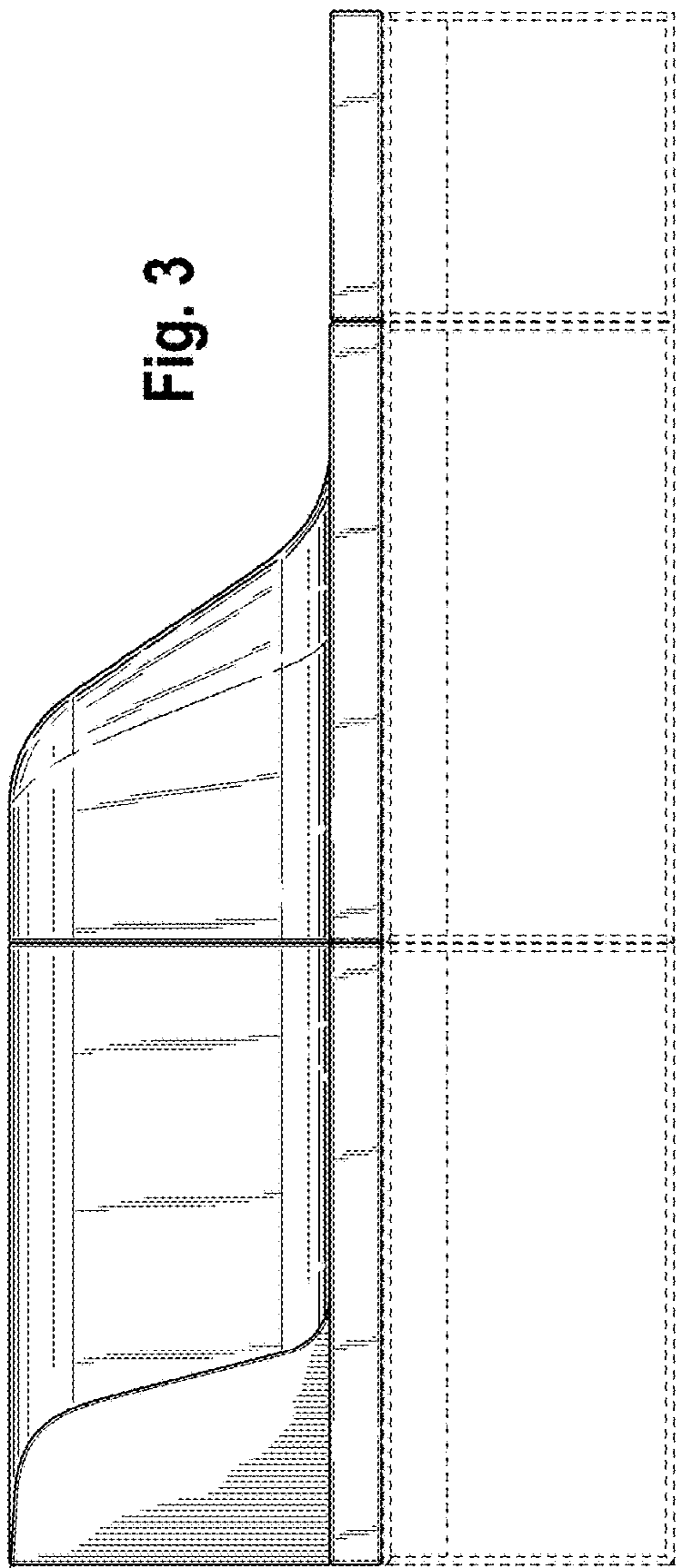
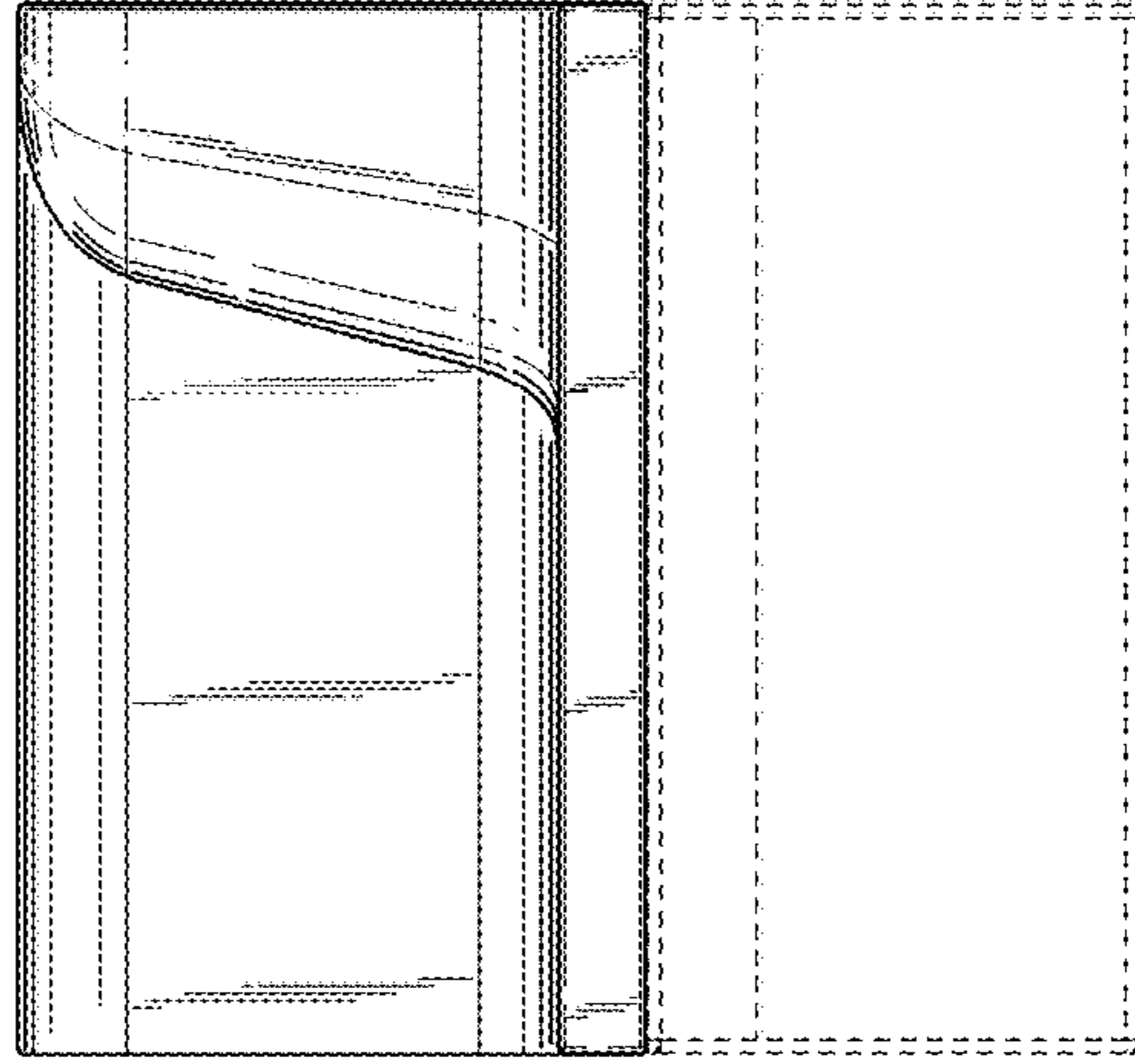


Fig. 3

Fig. 4



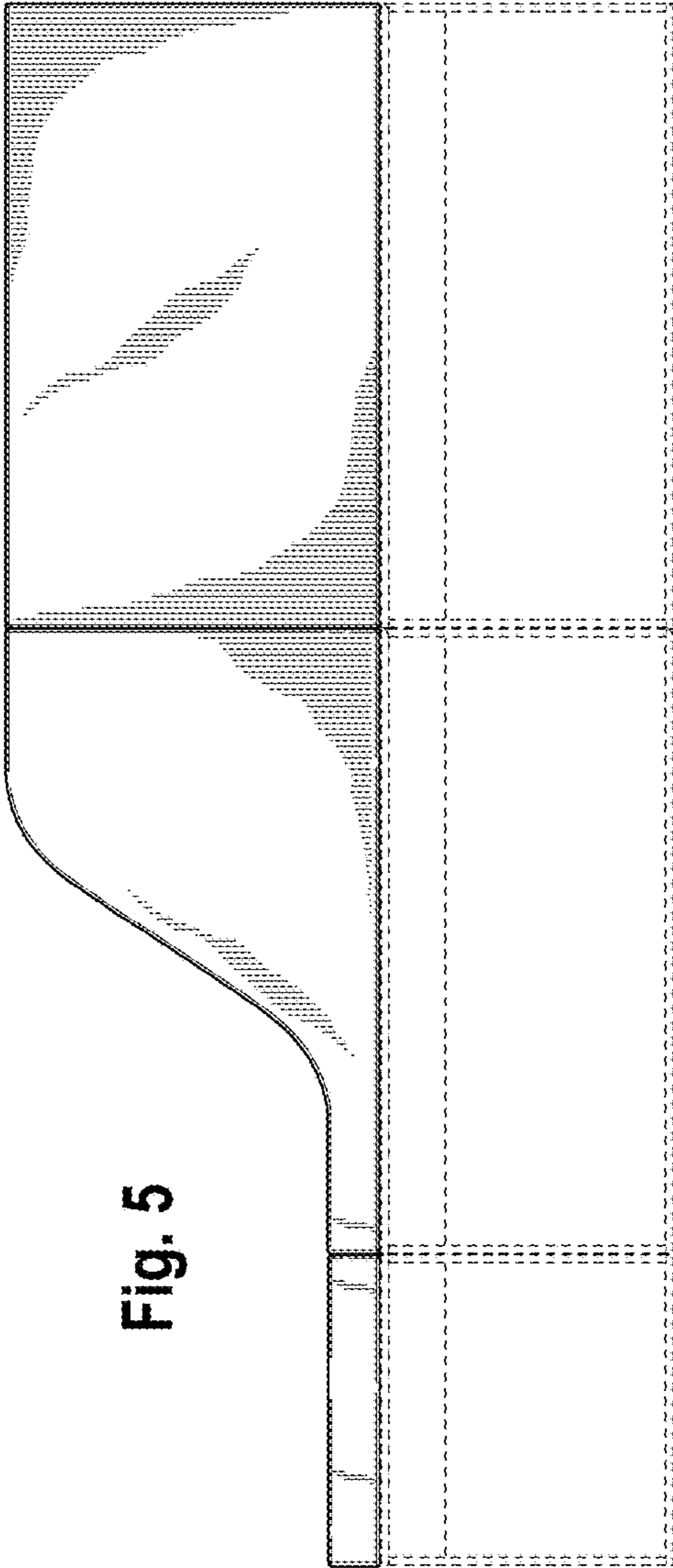


Fig. 5

Fig. 6

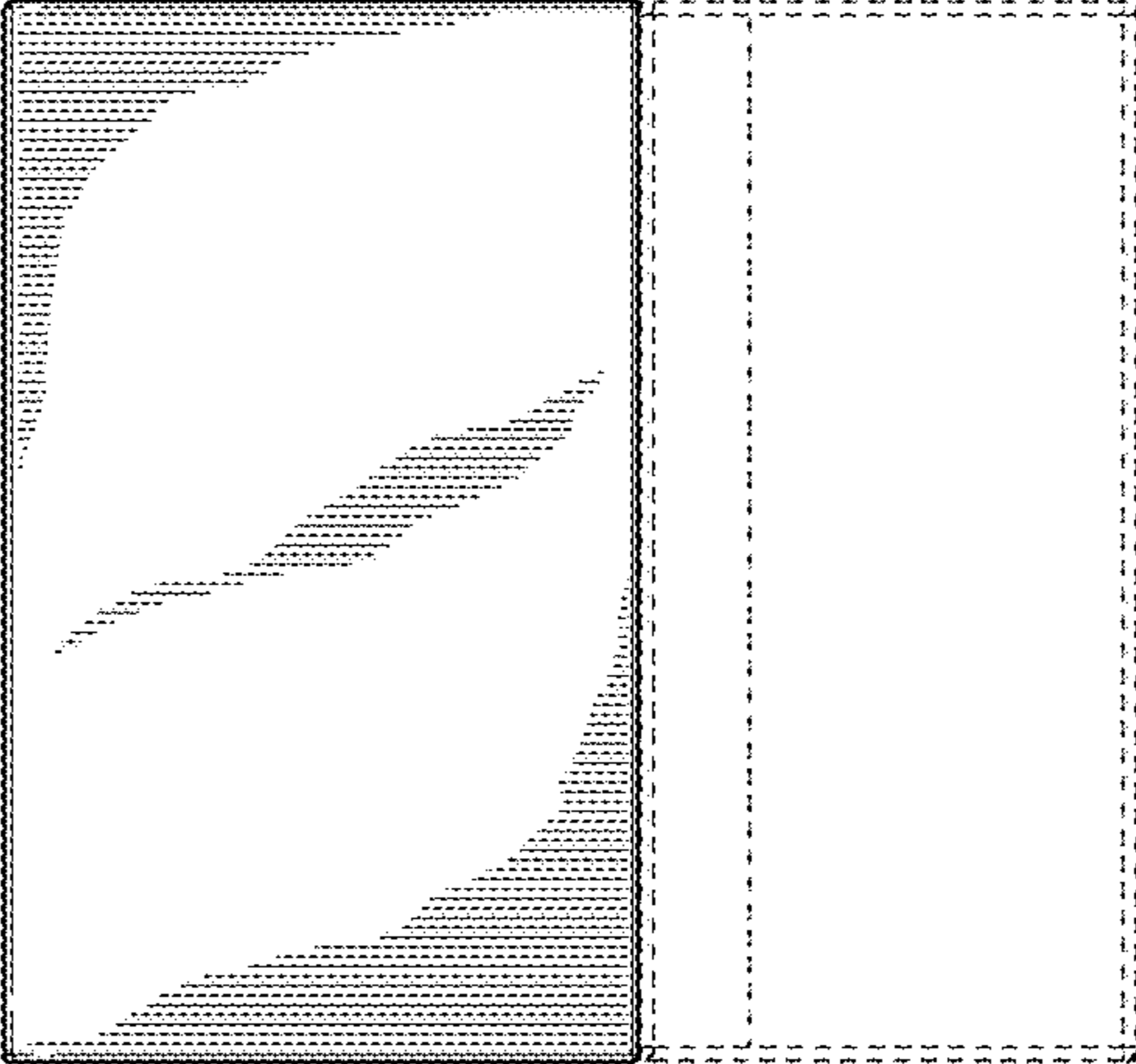


Fig. 7

