



US00D818708S

(12) **United States Design Patent**
An

(10) **Patent No.:** **US D818,708 S**

(45) **Date of Patent:** **** May 29, 2018**

(54) **WALLET**

(71) Applicant: **Yuanzong An**, Shanwei (CN)

(72) Inventor: **Yuanzong An**, Shanwei (CN)

(**) Term: **15 Years**

(21) Appl. No.: **29/588,953**

(22) Filed: **Dec. 26, 2016**

(51) **LOC (11) Cl.** **03-01**

(52) **U.S. Cl.**
USPC **D3/247**

(58) **Field of Classification Search**
USPC D3/247, 249–253
CPC A45C 1/06; A45C 3/08
See application file for complete search history.

(56) **References Cited**

U.S. PATENT DOCUMENTS

D703,433 S *	4/2014	Morszeck	D3/247
D715,545 S *	10/2014	McDaniel	D3/247
D756,640 S *	5/2016	Dumas	D3/247
D772,569 S *	11/2016	Tappeiner	D3/247
D773,181 S *	12/2016	Tappeiner	D3/247

* cited by examiner

Primary Examiner — Holly H Baynham

(74) *Attorney, Agent, or Firm* — Richard A. Castellano;
DNL Zito Castellano

(57) **CLAIM**

The ornamental design for a wallet, as shown and described.

DESCRIPTION

FIG. 1 is a front view of a wallet showing my new design in accordance with an embodiment;
 FIG. 2 is a back view of the wallet of FIG. 1;
 FIG. 3 is a left side view of the wallet;
 FIG. 4 is a right side view of the wallet;
 FIG. 5 is a top view of the wallet;
 FIG. 6 is a bottom view of the wallet;
 FIG. 7 is a top perspective view of the wallet in a closed configuration;
 FIG. 8 is a top perspective view of the wallet in a first open configuration;
 FIG. 9 is a top perspective view of the wallet in a second open configuration; and,
 FIG. 10 is a top perspective view of the wallet in a third open configuration.

1 Claim, 10 Drawing Sheets







FIG. 1



FIG. 2





FIG. 3





FIG. 4




FIG. 5





FIG. 6



FIG. 7




FIG. 8



FIG. 9



FIG. 10