



US00D818698S

(12) **United States Design Patent** (10) **Patent No.:** **US D818,698 S**
Birnbaum (45) **Date of Patent:** **** May 29, 2018**

(54) **WALKING CANE**
(71) Applicant: **Bernardo Birnbaum**, Aventura, FL (US)
(72) Inventor: **Bernardo Birnbaum**, Aventura, FL (US)
(**) Term: **15 Years**
(21) Appl. No.: **29/559,579**
(22) Filed: **Mar. 30, 2016**
(51) **LOC (11) Cl.** **03-01**
(52) **U.S. Cl.**
USPC **D3/7**
(58) **Field of Classification Search**
USPC D3/5, 6, 7, 9, 10, 12, 13, 14, 15, 16, 17
CPC A45B 1/00; A45B 3/00; A45B 7/00; A45B 7/005; A45B 9/00; A45B 2009/002; A45B 9/02
See application file for complete search history.

D325,670 S * 4/1992 Champigny D3/7
D516,300 S * 3/2006 Peterson D3/15
D517,795 S * 3/2006 Mival D3/12
D518,630 S * 4/2006 Mival D3/12
D535,814 S * 1/2007 Siteman D22/117
D544,201 S * 6/2007 Berl D3/12
D624,303 S * 9/2010 Jones D3/7
D625,510 S * 10/2010 Muller D3/12
D690,927 S * 10/2013 Jones D3/7
D693,565 S * 11/2013 Chan D3/7
D740,545 S * 10/2015 Brown D3/7
D761,549 S * 7/2016 Pepper D3/7
2007/0151587 A1* 7/2007 Yu A01M 29/16
135/66


* cited by examiner
Primary Examiner — John Windmuller
Assistant Examiner — Steven J Czyz
(74) *Attorney, Agent, or Firm* — Sanchelima & Associates, P.A.; Jesus Sanchelima, Esq.; Christian Sanchelima, Esq.

(57) **CLAIM**
The ornamental design for a walking cane, as shown and described.

(56) **References Cited**
U.S. PATENT DOCUMENTS
391,123 A * 10/1888 Coursen et al. A45B 3/16
135/66
D80,357 S * 1/1930 Burnes et al. D3/6
D185,293 S * 5/1959 Lord et al. D3/16
D222,207 S * 10/1971 Blum et al. D3/6
D261,199 S * 10/1981 Dockery D3/7
D289,104 S * 4/1987 Kennedy D3/12
D324,134 S * 2/1992 Williams D3/15
D324,945 S * 3/1992 Pina D3/7

DESCRIPTION
FIG. 1 is a left side elevation view of a walking cane; FIG. 2 is a right side elevation view thereof; FIG. 3 is a front side elevation view thereof; FIG. 4 is a rear side elevation view thereof; FIG. 5 is a top side elevation view thereof; and, FIG. 6 is a bottom side elevation view thereof. The broken lines depict portions of the article that form no part of the claimed design.

1 Claim, 3 Drawing Sheets






FIG. 1




FIG. 2




FIG 3




FIG 4

FIG 5

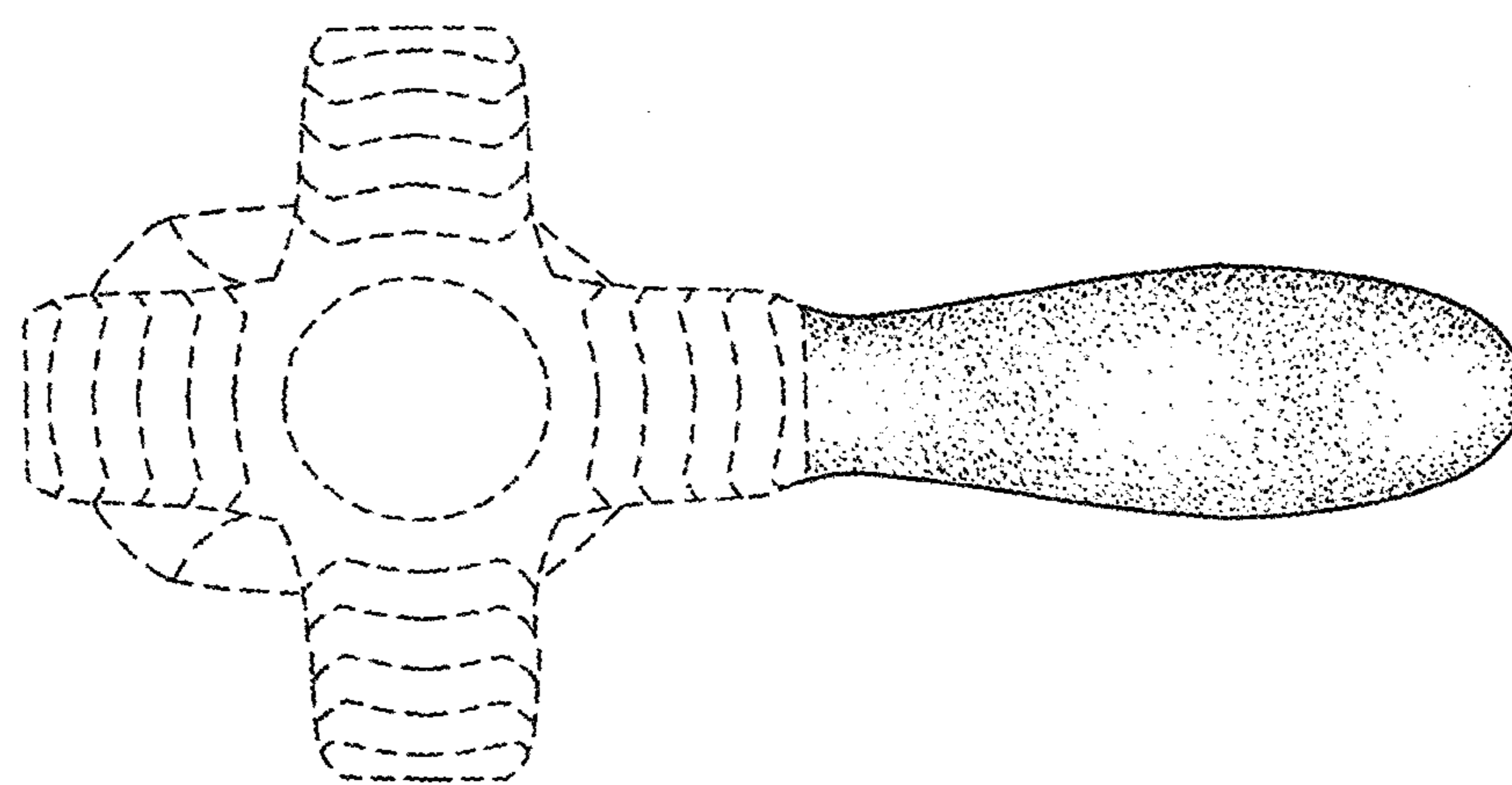
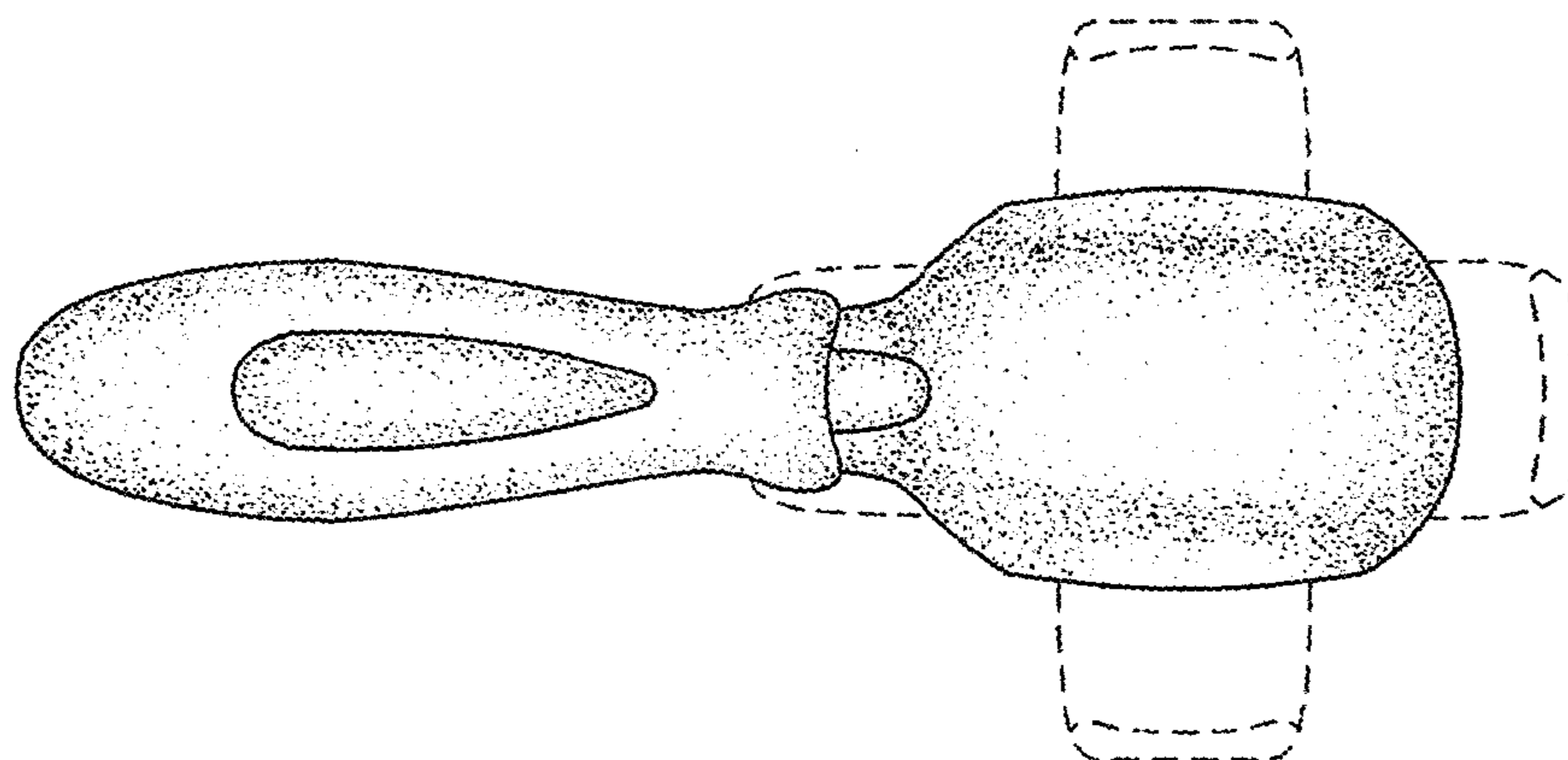


FIG 6