



US00D818666S

(12) **United States Design Patent**  
**Urbelis**

(10) **Patent No.:** **US D818,666 S**  
(45) **Date of Patent:** **\*\* May 29, 2018**

- (54) **GLOVE**
- (71) Applicant: **Granberg AS**
- (72) Inventor: **Virginijus Urbelis, Kaunas (LT)**
- (73) Assignee: **Granberg AS, Bjoa (NO)**
- (\*\*) Term: **15 Years**
- (21) Appl. No.: **29/584,341**
- (22) Filed: **Nov. 14, 2016**

**Related U.S. Application Data**

- (63) Continuation of application No. 29/482,702, filed on Feb. 21, 2014, now abandoned.

(30) **Foreign Application Priority Data**

Oct. 30, 2013 (WO) ..... DM/082618

- (51) **LOC (11) Cl.** ..... **02-06**

- (52) **U.S. Cl.**  
USPC ..... **D2/619; D29/117.1**

- (58) **Field of Classification Search**  
USPC ..... D2/610, 612, 613, 614, 615, 616, 617,  
D2/618, 619, 620, 621, 623; D29/113,  
D29/114, 116.2, 117.1, 120.1, 123;  
D32/40, 41, 42, 43  
CPC .... A41D 13/08; A41D 13/081; A41D 13/082;  
A41D 13/084; A41D 13/087; A41D  
19/00; A41D 19/01564; A41D 19/01588  
See application file for complete search history.

(56) **References Cited**

**U.S. PATENT DOCUMENTS**

- 4,570,269 A \* 2/1986 Berlese ..... A41D 19/01523  
2/16
- D287,904 S \* 1/1987 Pierce, Jr. .... D29/117.1

- D328,369 S \* 7/1992 Hong ..... D29/117.1
- 6,405,380 B1 \* 6/2002 Kuroda ..... A41D 19/01582  
2/161.1
- D513,655 S \* 1/2006 Mattesky ..... D2/619
- D515,784 S \* 2/2006 Mattesky ..... D2/619
- 7,478,440 B2 \* 1/2009 Dolenak ..... A41D 19/01505  
2/161.6
- D601,777 S \* 10/2009 Rolfe ..... D2/617
- D608,978 S \* 2/2010 Votel ..... D2/617
- 8,516,612 B2 \* 8/2013 Lynn ..... A41D 13/087  
2/21
- D700,403 S \* 2/2014 Gellis ..... D2/619
- D717,498 S \* 11/2014 Leach ..... D29/117.1
- 8,935,812 B2 \* 1/2015 Safford ..... A41D 19/015  
2/161.6
- D752,296 S \* 3/2016 Urbelis ..... D2/619
- D752,818 S \* 3/2016 Lai ..... D29/117.2
- D756,039 S \* 5/2016 Jaeger ..... A41D 19/01523  
D2/623
- D796,779 S \* 9/2017 Votel ..... D2/619

(Continued)

*Primary Examiner* — Karen S Acker

*Assistant Examiner* — Jasmine Mlinarcik

(74) *Attorney, Agent, or Firm* — Greenberg Traurig, LLP

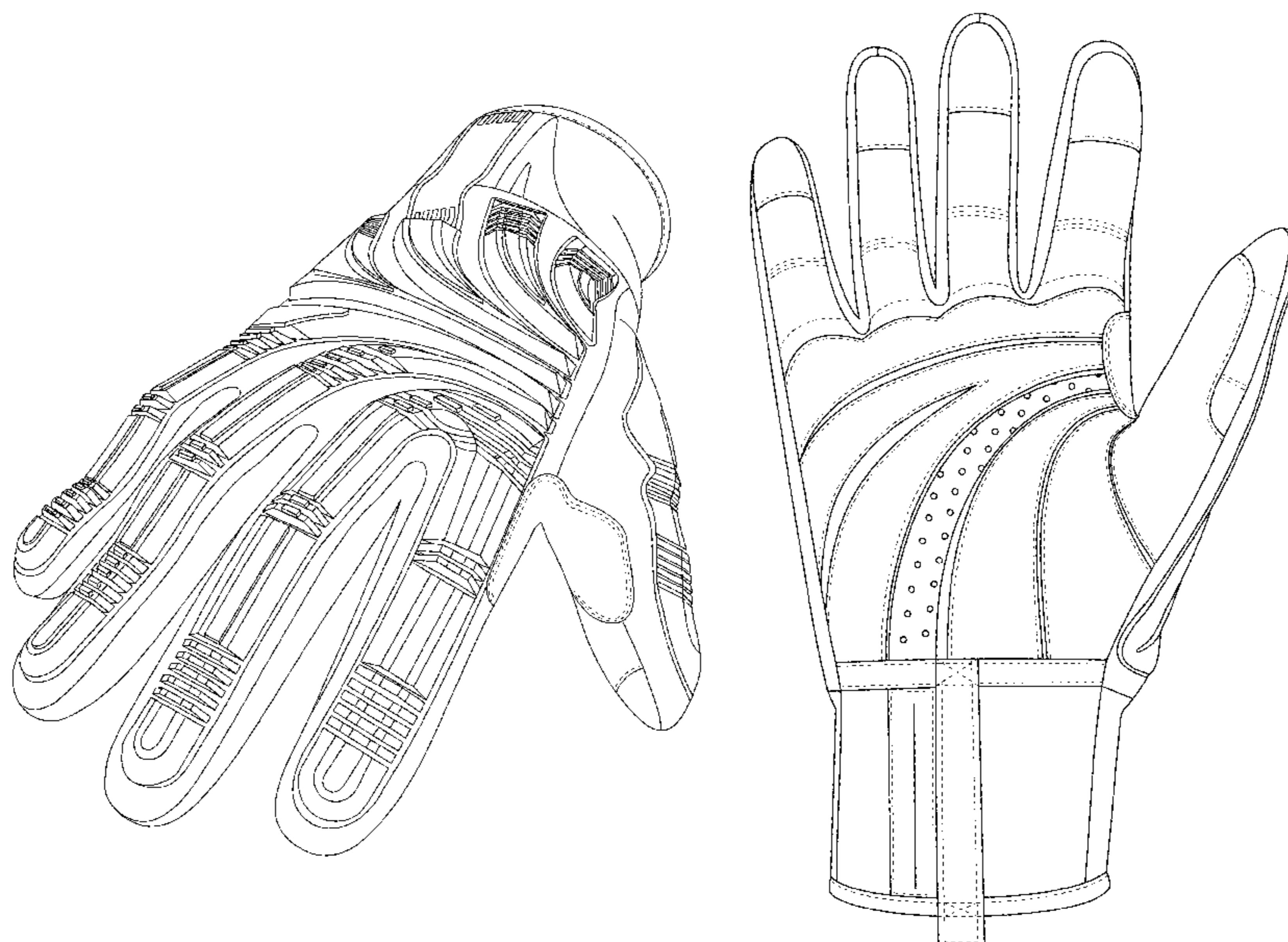
(57) **CLAIM**

The ornamental design for a glove, as shown and described.

**DESCRIPTION**

FIG. 1 is a rear perspective view of a glove showing my new design;  
 FIG. 2 is a front perspective view thereof;  
 FIG. 3 is a rear elevation view thereof;  
 FIG. 4 is a front elevation view thereof;  
 FIG. 5 is a side elevation view thereof; and,  
 FIG. 6 is a an opposite side elevation view thereof.  
 The finely-incremented broken lines shown in the drawings illustrate environmental structure that forms no part of the claimed design.

**1 Claim, 6 Drawing Sheets**



(56)

**References Cited**

U.S. PATENT DOCUMENTS

2009/0044306 A1\* 2/2009 Lamson ..... A41D 19/01523  
2/16  
2014/0033392 A1\* 2/2014 Bulan ..... A41D 19/01529  
2/16

\* cited by examiner

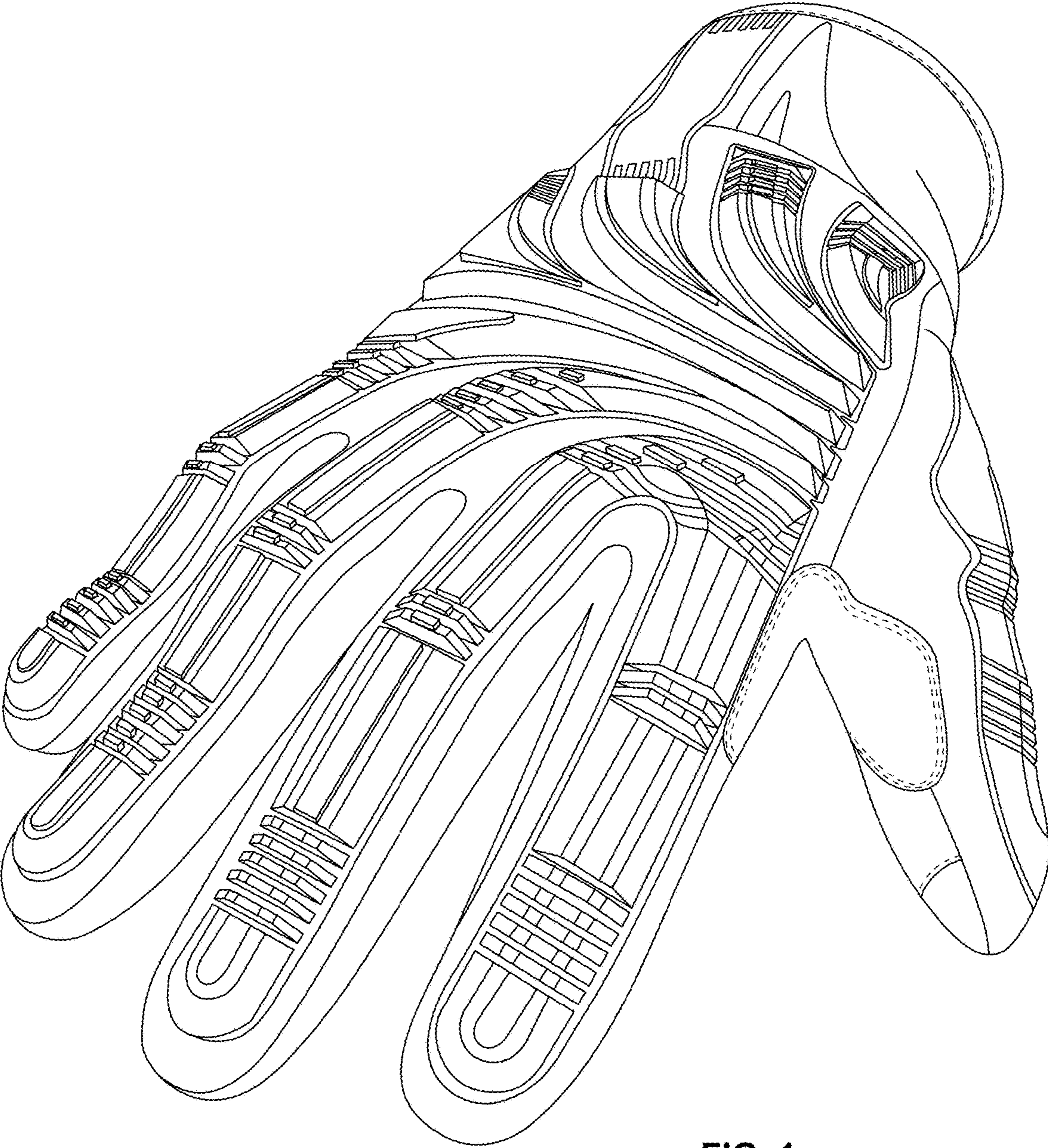


FIG. 1

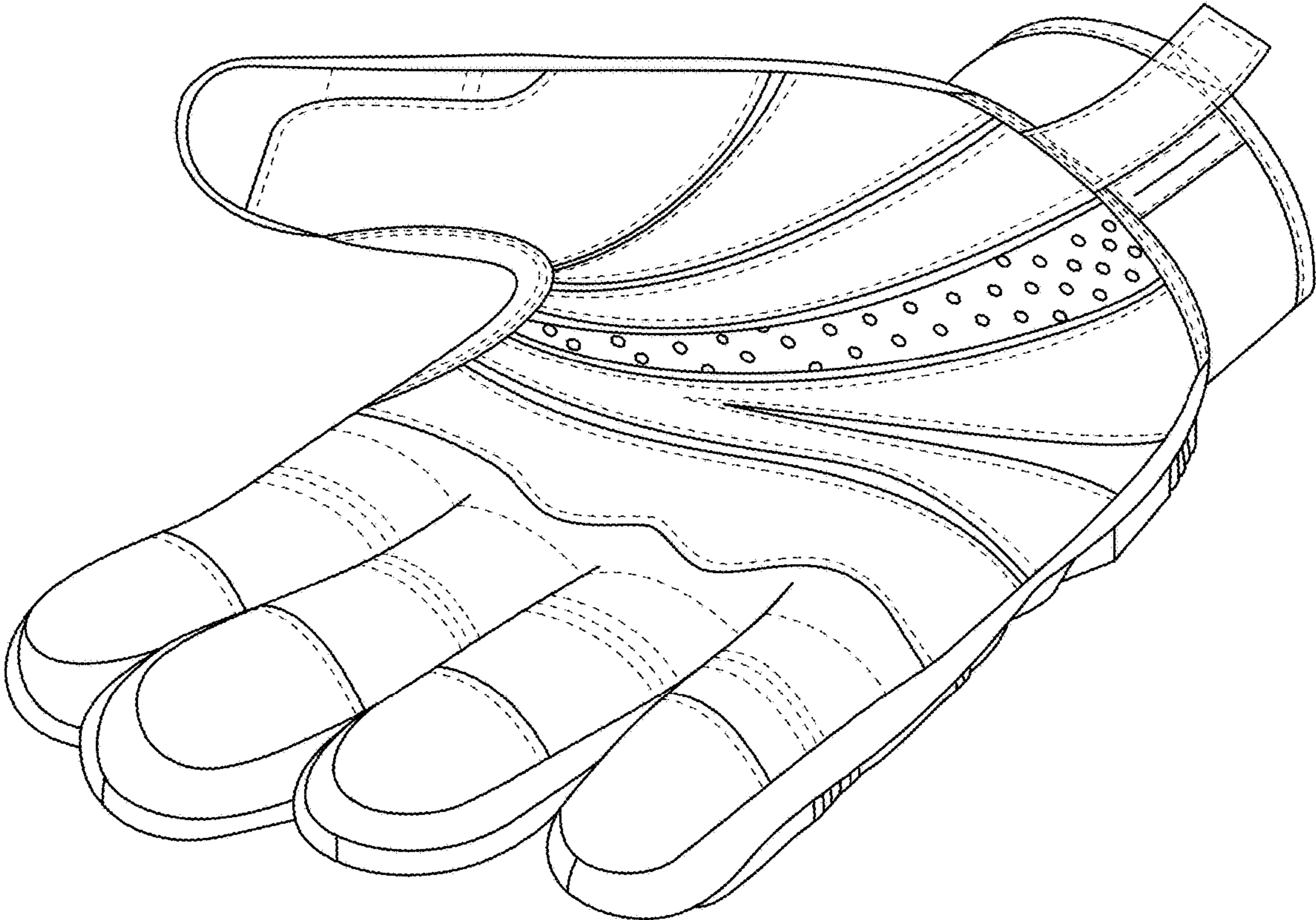


FIG. 2

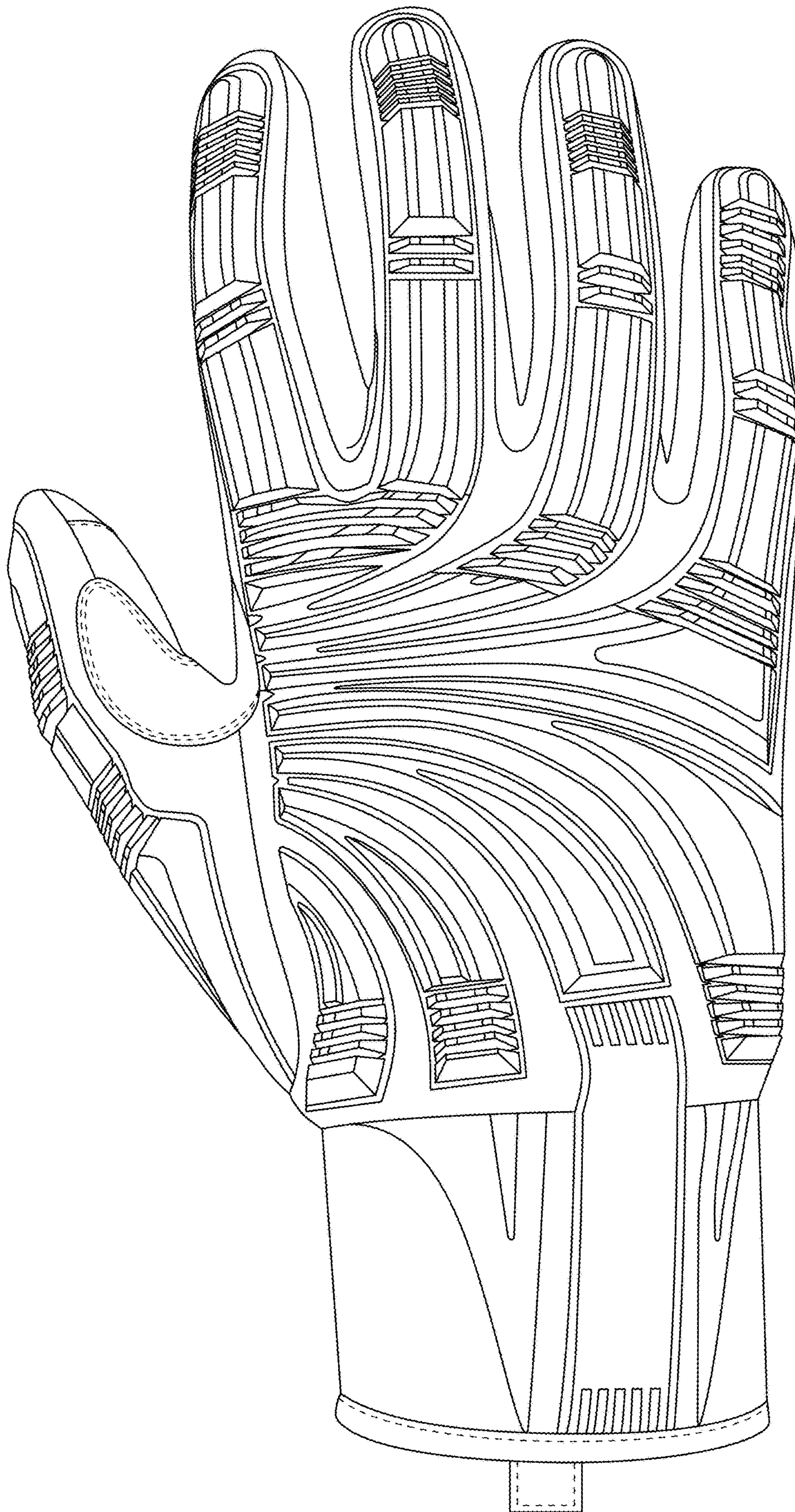


FIG. 3

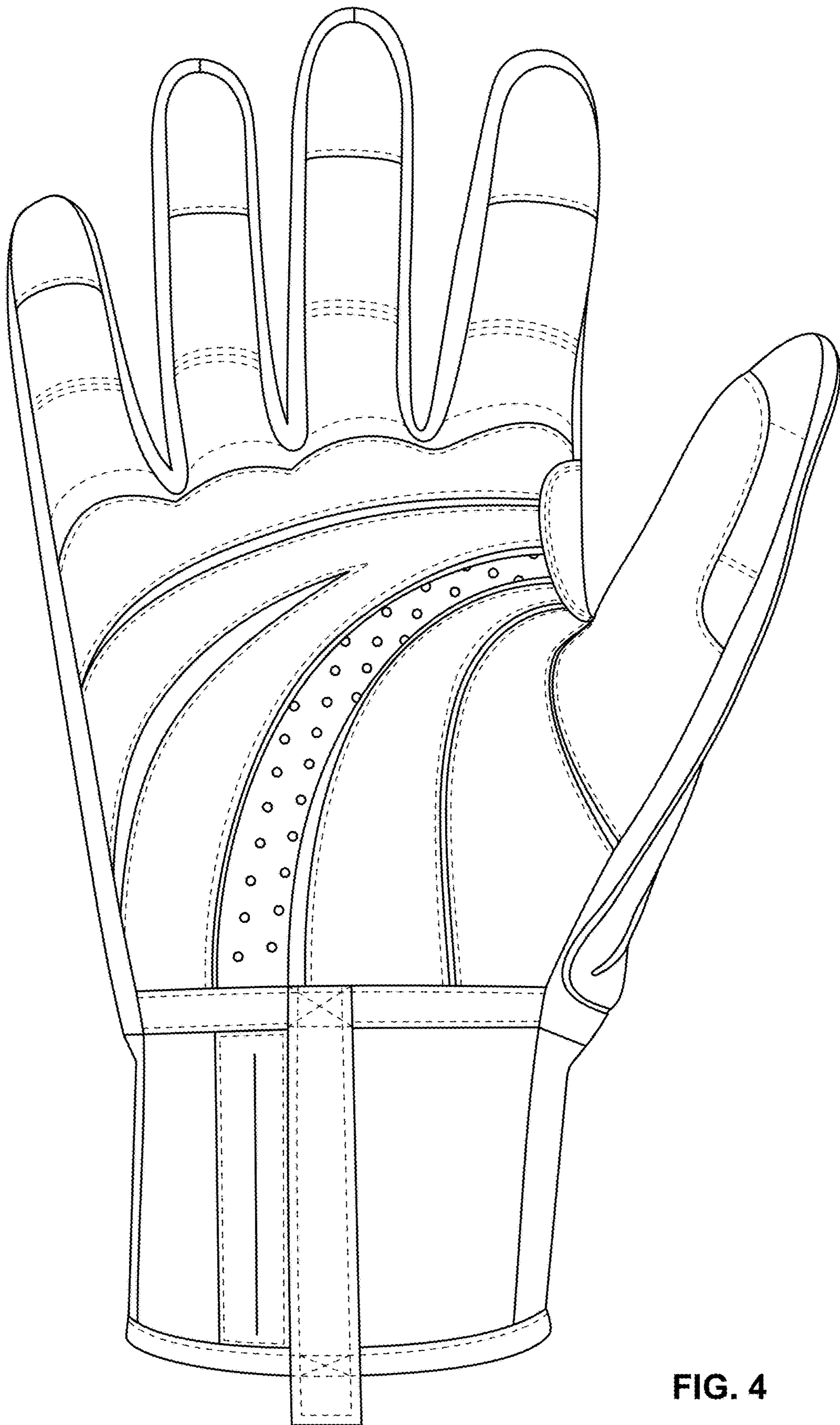


FIG. 4

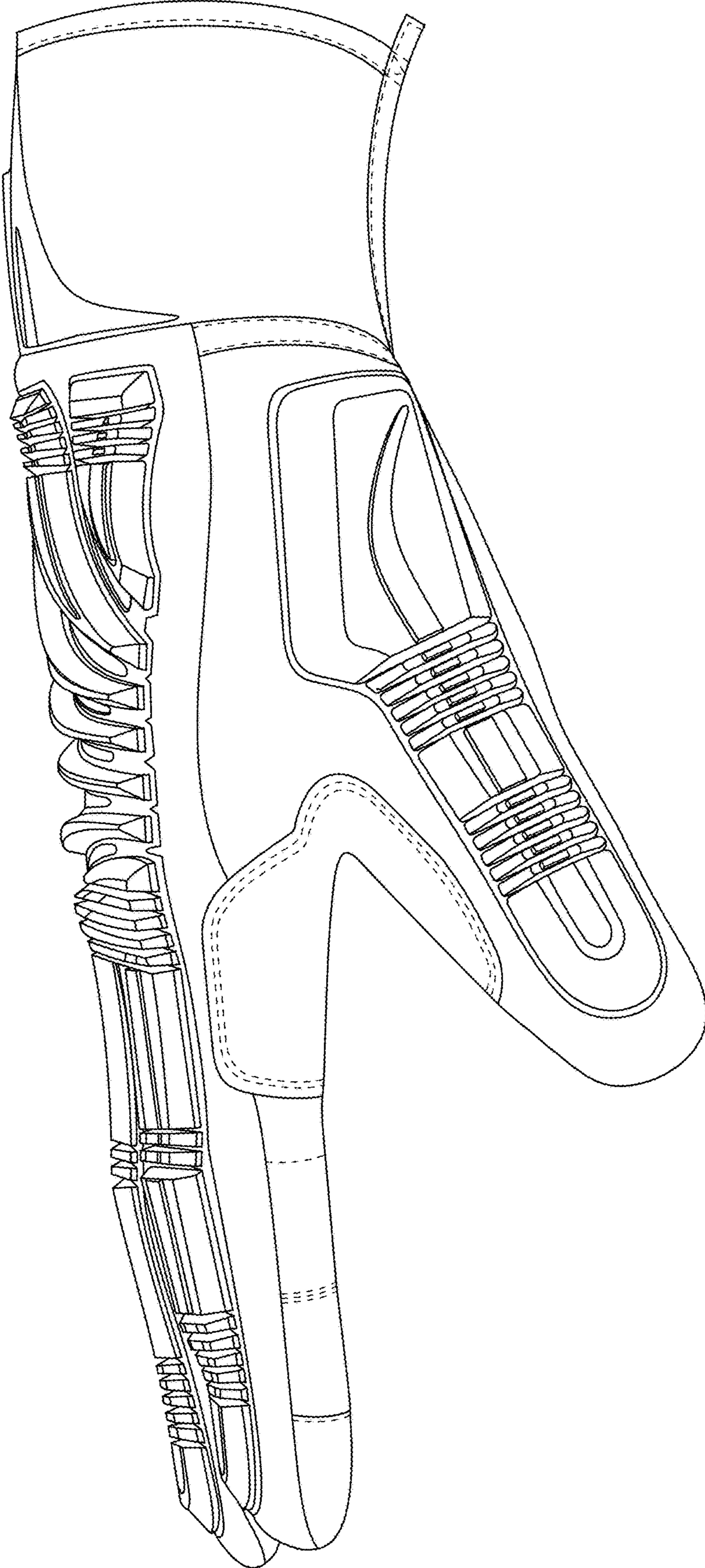


FIG. 5

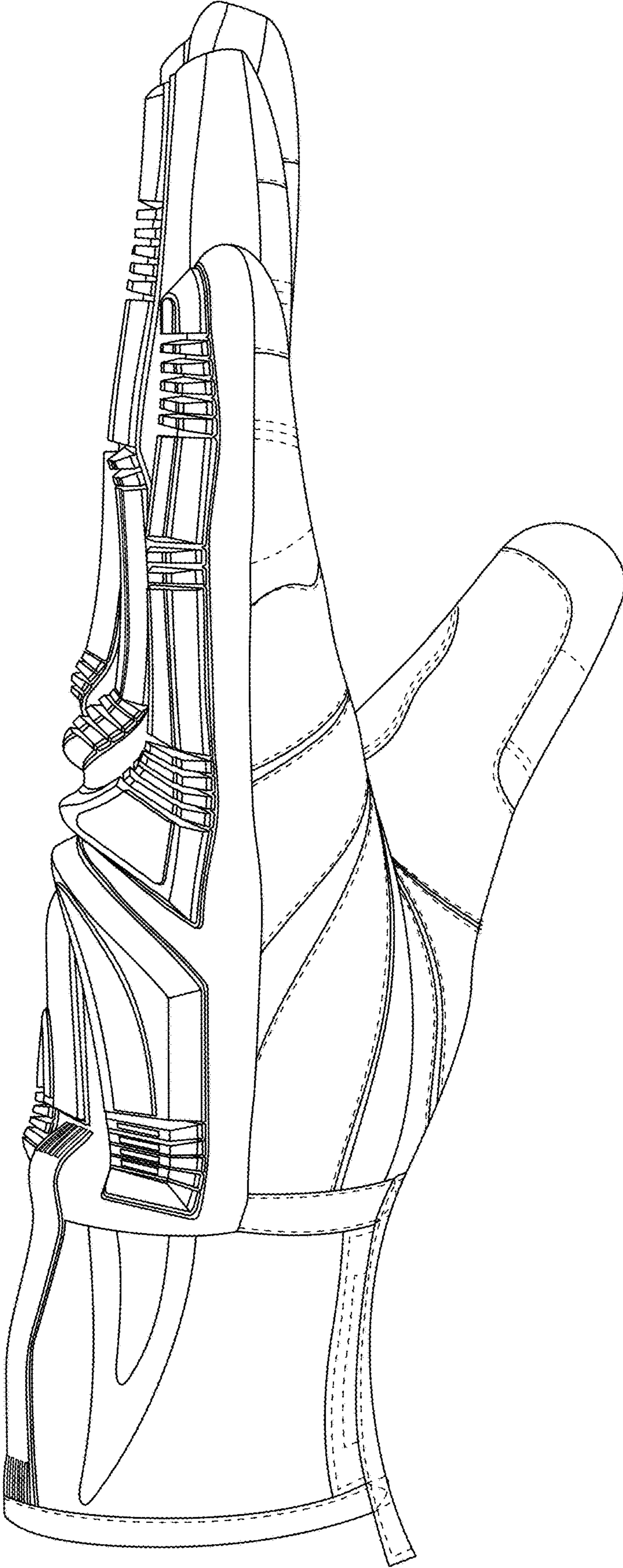


FIG. 6