



US00D818664S

(12) **United States Design Patent** (10) **Patent No.:** **US D818,664 S**
Martinez (45) **Date of Patent:** **** May 22, 2018**

(54) **PINATA POLE**
 (71) Applicant: **Juan Martinez**, Pasadena, TX (US)
 (72) Inventor: **Juan Martinez**, Pasadena, TX (US)
 (**) Term: **15 Years**
 (21) Appl. No.: **29/578,266**
 (22) Filed: **Sep. 20, 2016**
 (51) **LOC (11) Cl.** **12-05**
 (52) **U.S. Cl.**
 USPC **D34/33**
 (58) **Field of Classification Search**
 USPC D34/33
 CPC B66C 23/50; B66C 23/36; B66C 23/48;
 B66C 23/62; B66C 19/02; B66C 19/12;
 B66C 19/18; B66C 19/06; B66C 19/122;
 B66C 19/0869
 See application file for complete search history.

(56) **References Cited**

U.S. PATENT DOCUMENTS

D349,996 S * 8/1994 Litwiller D34/33
 D419,743 S * 1/2000 Carrillo D34/28
 D424,270 S * 5/2000 Barrass D34/33

D429,051 S * 8/2000 Porter D34/33
 D542,501 S * 5/2007 Lopez D34/33
 D683,515 S * 5/2013 Decker D34/33
 D713,613 S * 9/2014 Miles D34/33
 D750,865 S * 3/2016 Icton D34/33
 D763,537 S * 8/2016 Lacourse D34/33
 D793,648 S * 8/2017 Jiang D34/28
 2004/0234367 A1 * 11/2004 Pacini B60R 9/06
 414/543

* cited by examiner

Primary Examiner — Cynthia Ramirez
 (74) *Attorney, Agent, or Firm* — RG Patent Consulting, LLC; Rachel Gilboy

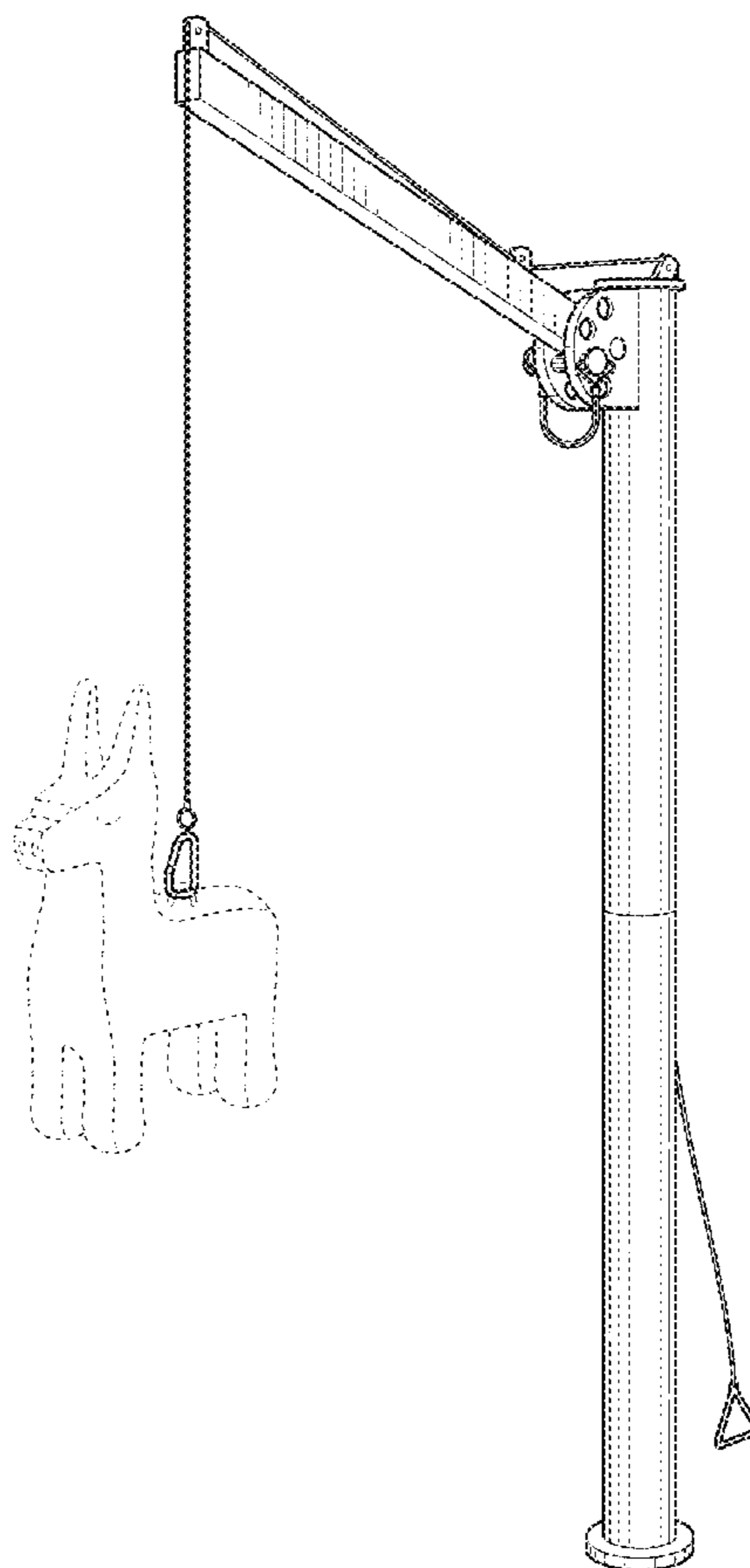
(57) **CLAIM**

The ornamental design for a pinata pole, as shown and described.

DESCRIPTION

FIG. 1 is a perspective view of the pinata pole showing my new design;
 FIG. 2 is a right side view thereof;
 FIG. 3 is a left side view thereof;
 FIG. 4 is a front elevation view thereof;
 FIG. 5 is a rear elevation view thereof;
 FIG. 6 is a top plan view thereof; and,
 FIG. 7 is a bottom plan view thereof.

1 Claim, 6 Drawing Sheets



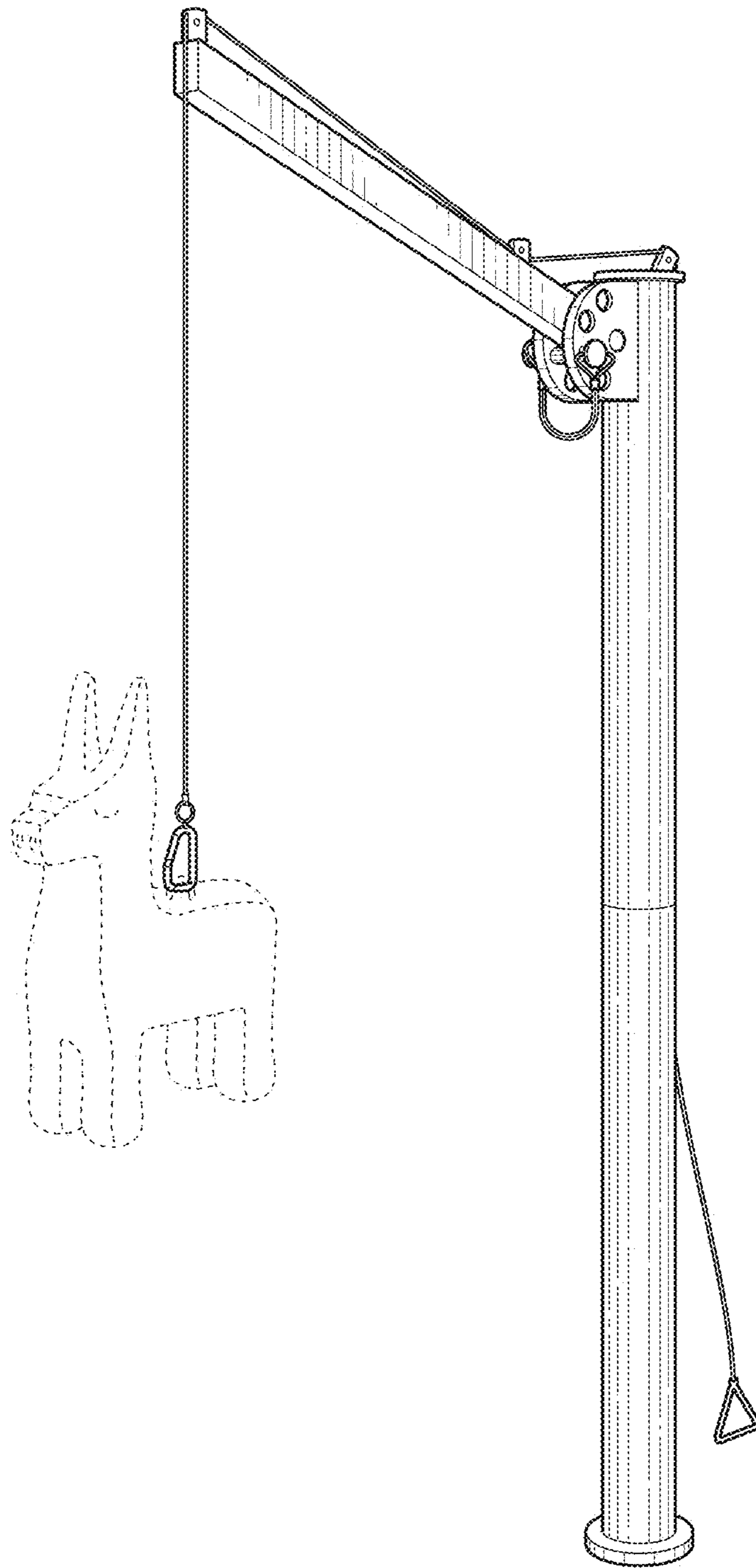


FIG. 1

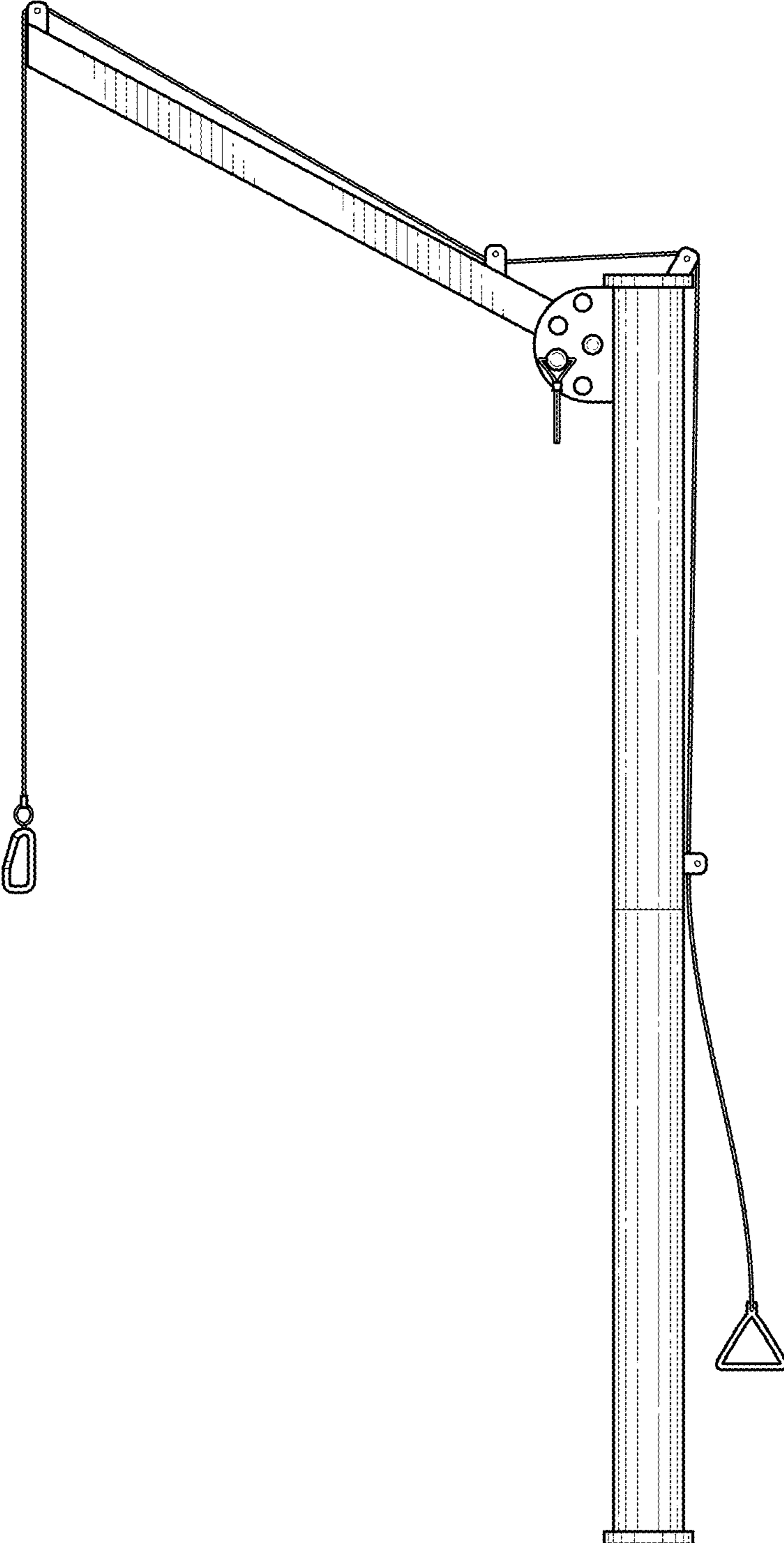


FIG. 2

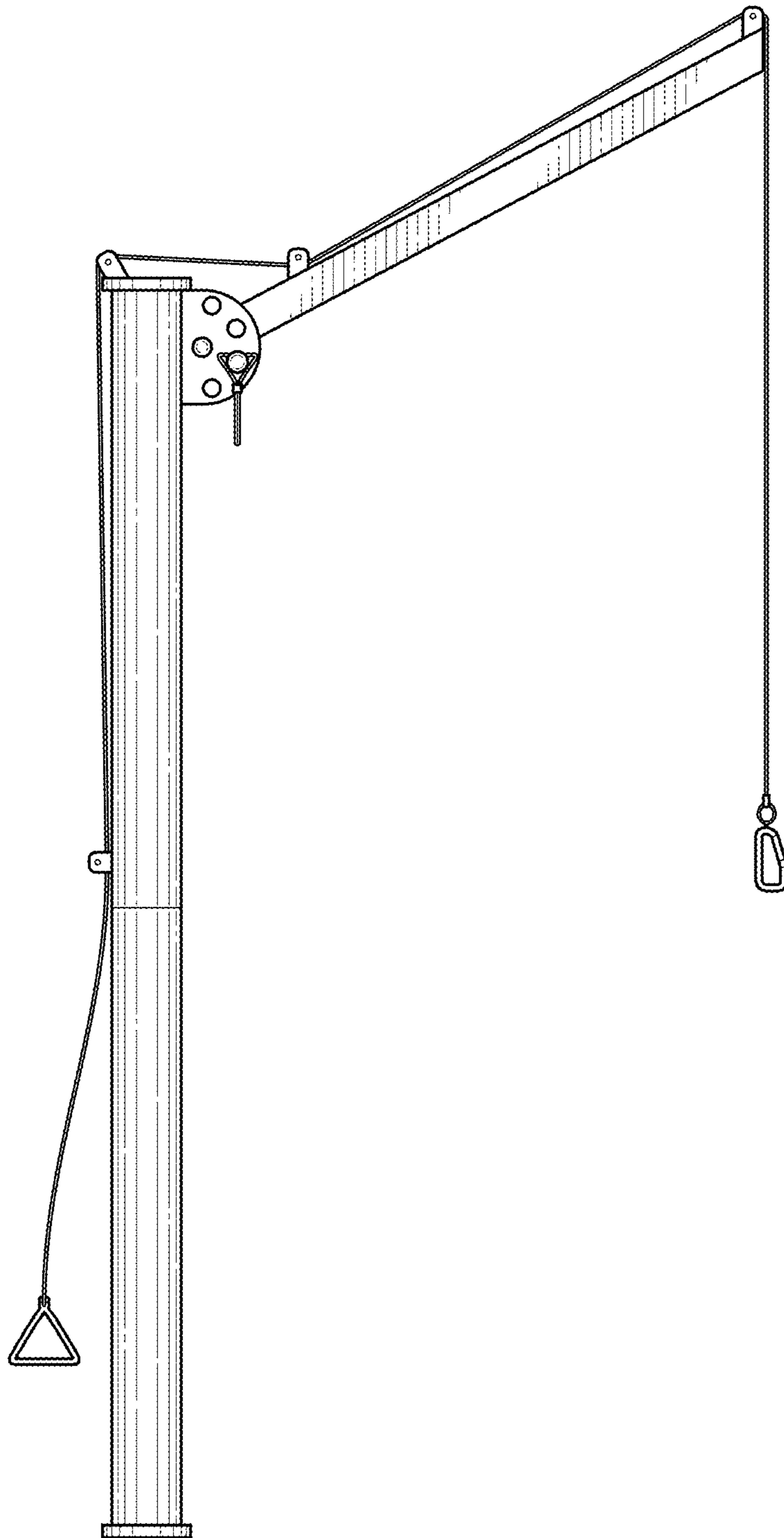


FIG. 3

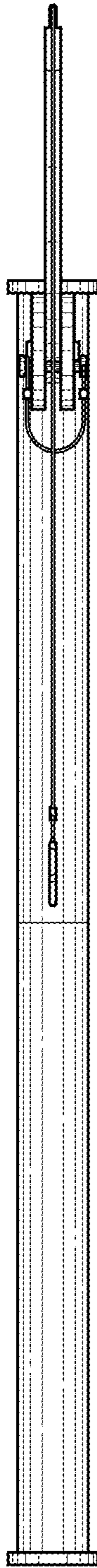


FIG. 4

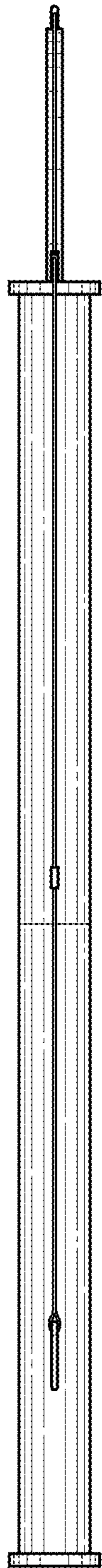


FIG. 5

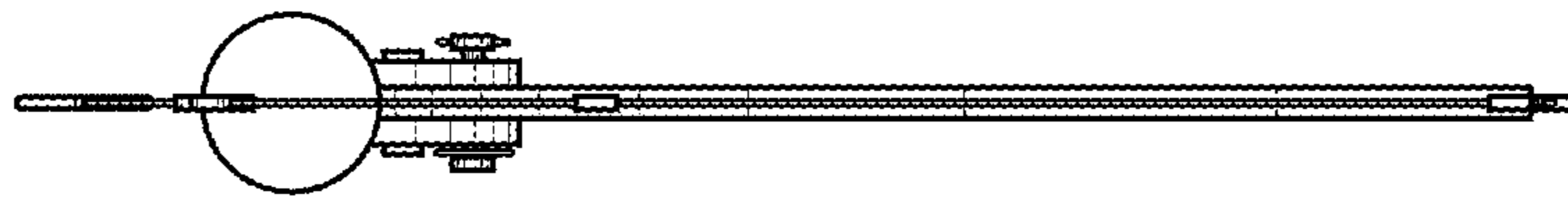


FIG. 6

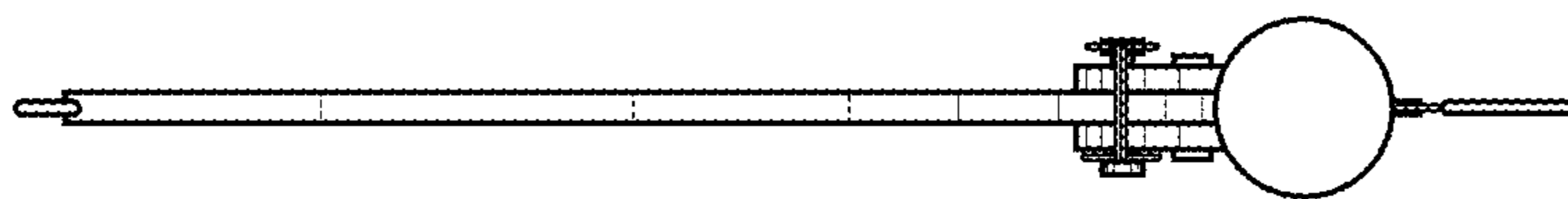


FIG. 7