



US00D818646S

(12) **United States Design Patent** (10) **Patent No.:** **US D818,646 S**
Szymanski et al. (45) **Date of Patent:** **** *May 22, 2018**

- (54) **SHAVING DEVICE**
- (71) Applicants: **Aaron Szymanski**, Thomaston, CT (US); **LoriAnn Lombardo**, East Hanover, NJ (US); **Lana Rascionato**, Totowa, NJ (US)
- (72) Inventors: **Aaron Szymanski**, Thomaston, CT (US); **LoriAnn Lombardo**, East Hanover, NJ (US); **Lana Rascionato**, Totowa, NJ (US)
- (73) Assignee: **Idea Village Products Corporation**, Wayne, NJ (US)
- (*) Notice: This patent is subject to a terminal disclaimer.
- (**) Term: **15 Years**

D283,060 S *	3/1986	Camens	D28/51
D286,453 S *	10/1986	Camens	D28/49
D294,744 S *	3/1988	Paulin	D28/49
D294,745 S *	3/1988	Mockovak	D28/49
D322,334 S *	12/1991	Brun	D24/133
D344,134 S *	2/1994	Dingelstad	D28/10
D363,119 S *	10/1995	Schneider	D28/44.1
D376,010 S *	11/1996	Kip	D28/44.1
D376,425 S *	12/1996	Kip	D28/44.1
D377,981 S *	2/1997	Schneider	D28/44.1
D392,412 S *	3/1998	Kip	D28/10
D402,402 S *	12/1998	Schneider	D28/44
5,980,452 A *	11/1999	Garenfeld	A45D 26/0028
				30/34.2
D438,341 S *	2/2001	Schneider	D28/44.1
D451,639 S *	12/2001	Lior	D28/10
D502,785 S *	3/2005	Leventhal	D28/51
D506,032 S *	6/2005	McCurrach	D28/44.1
D527,844 S *	9/2006	Leventhal	D28/51
D528,700 S *	9/2006	Oh	D28/49
D608,052 S *	1/2010	Beedham	D28/44.1
D626,692 S *	11/2010	Leventhal	D28/44.1

(Continued)

- (21) Appl. No.: **29/620,446**
- (22) Filed: **Dec. 20, 2016**
- (51) **LOC (11) Cl.** **28-03**
- (52) **U.S. Cl.**
USPC **D28/51**
- (58) **Field of Classification Search**
USPC D28/49-54, 44-48; 30/34.05, 32, 34.1, 30/34.2, 43-43.92, 29.5, 526-527, 44-45, 30/341, 195-22, 272.1, 226-227, 231, 30/233-233.5, 537
CPC B26B 21/14-21/38; B26B 21/08; B26B 21/00; A45D 26/0023-26/0038
See application file for complete search history.

Primary Examiner — Jennifer Rivard
(74) Attorney, Agent, or Firm — Dan De La Rosa

(57) **CLAIM**

The ornamental design for a shaving device, as shown and described.

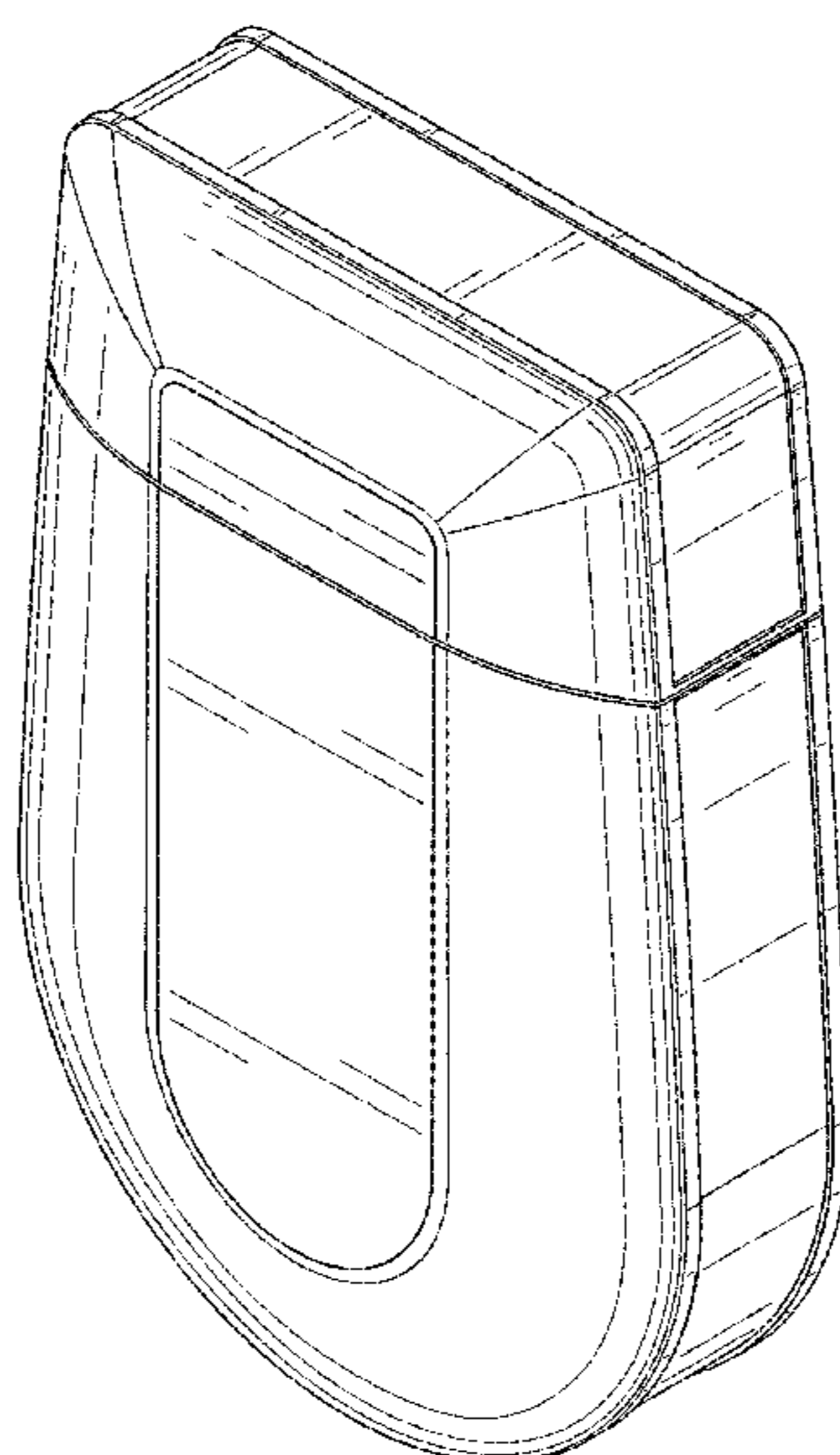
DESCRIPTION

FIG. 1 is a front perspective view of a shaving device of the present invention showing my new design; FIG. 2 is a front side elevation view thereof; FIG. 3 is back side elevation view thereof; FIG. 4 is a side elevation view thereof; FIG. 5 is another side elevation view thereof; FIG. 6 is a top plan view thereof; and, FIG. 7 is a bottom plan view thereof.

In the drawings, the broken lines illustrate portions of the shaving device and form no part of the claimed design.

1 Claim, 5 Drawing Sheets

- (56) **References Cited**
U.S. PATENT DOCUMENTS
D179,192 S * 11/1956 Ernest D28/51
D179,193 S * 11/1956 Ernest D28/51
D179,245 S * 11/1956 Ernest D28/51
D179,563 S * 1/1957 Ernest D28/51



(56)

References Cited

U.S. PATENT DOCUMENTS

D627,102	S	*	11/2010	Leventhal	D28/44.1
D628,743	S	*	12/2010	Shoavi	D28/52
D646,437	S	*	10/2011	Leventhal	D28/49
D676,198	S	*	2/2013	Lin	D28/49
D720,888	S	*	1/2015	Colle	D28/53
D722,198	S	*	2/2015	Wong	D28/49
2014/0018825	A1	*	1/2014	Pfeiffer	A61B 17/50 606/133

* cited by examiner




FIG. 1

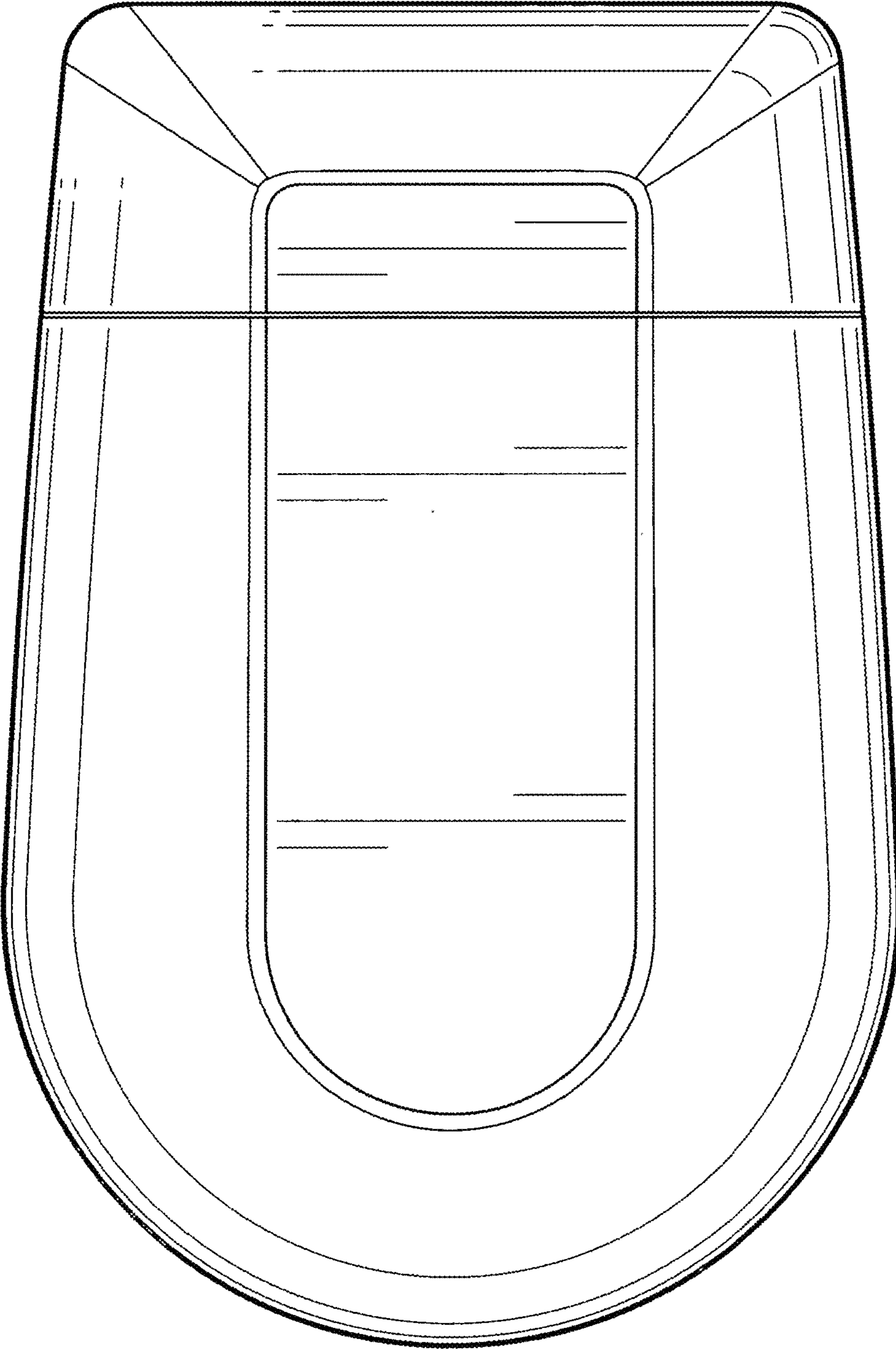


FIG. 2

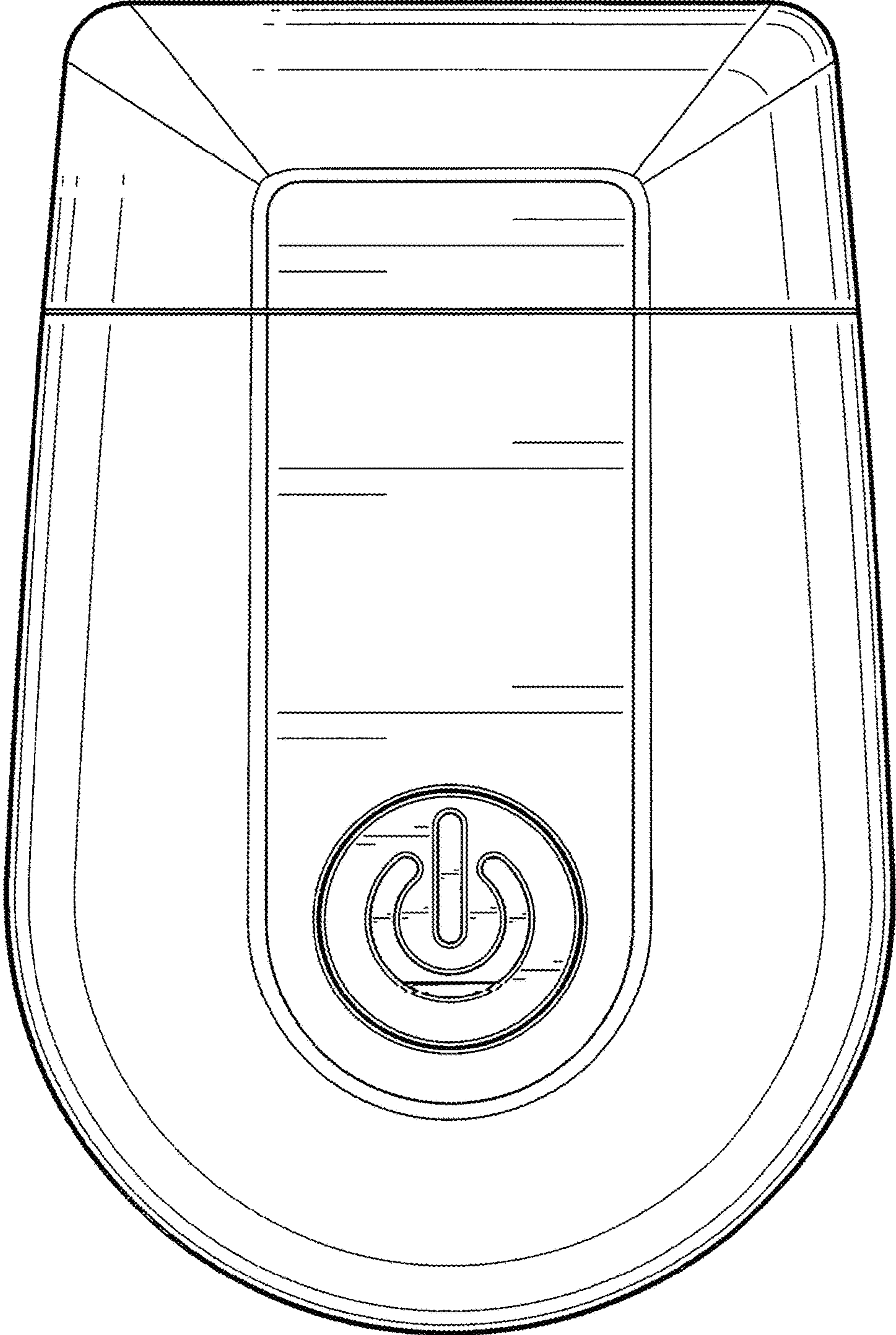


FIG. 3




FIG. 4

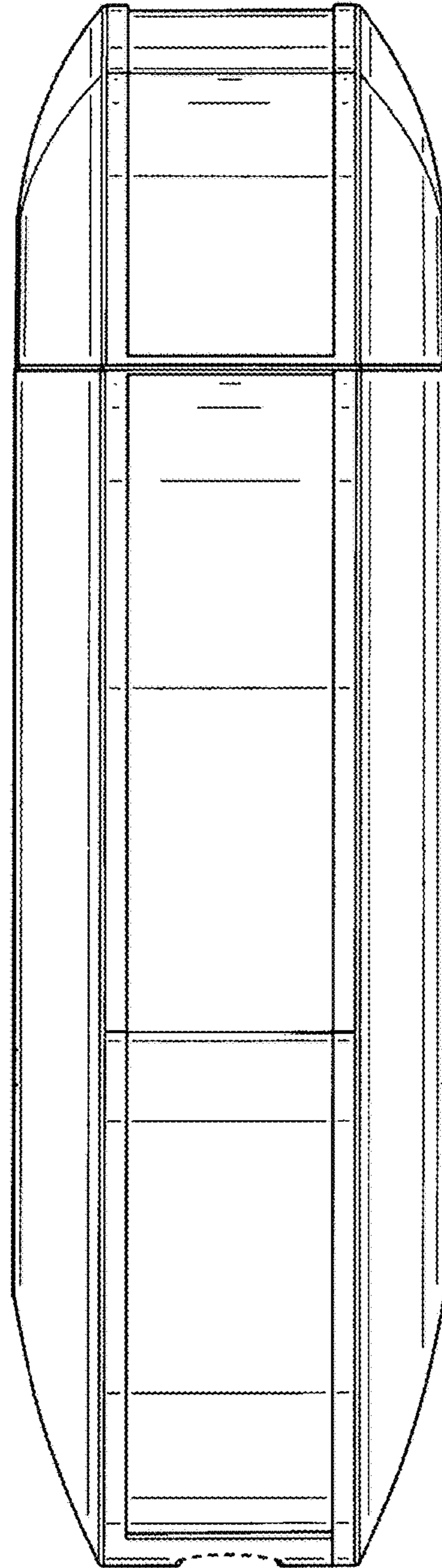


FIG. 5

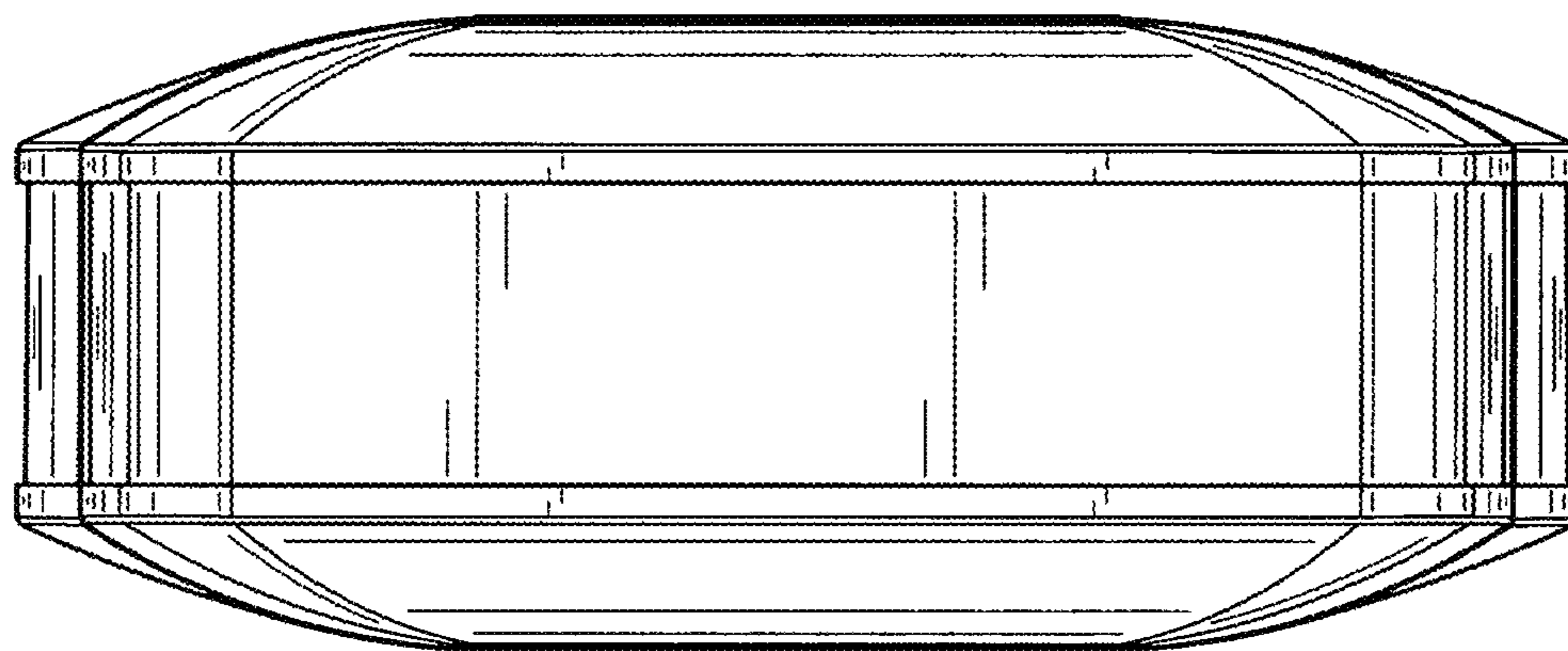


FIG. 6

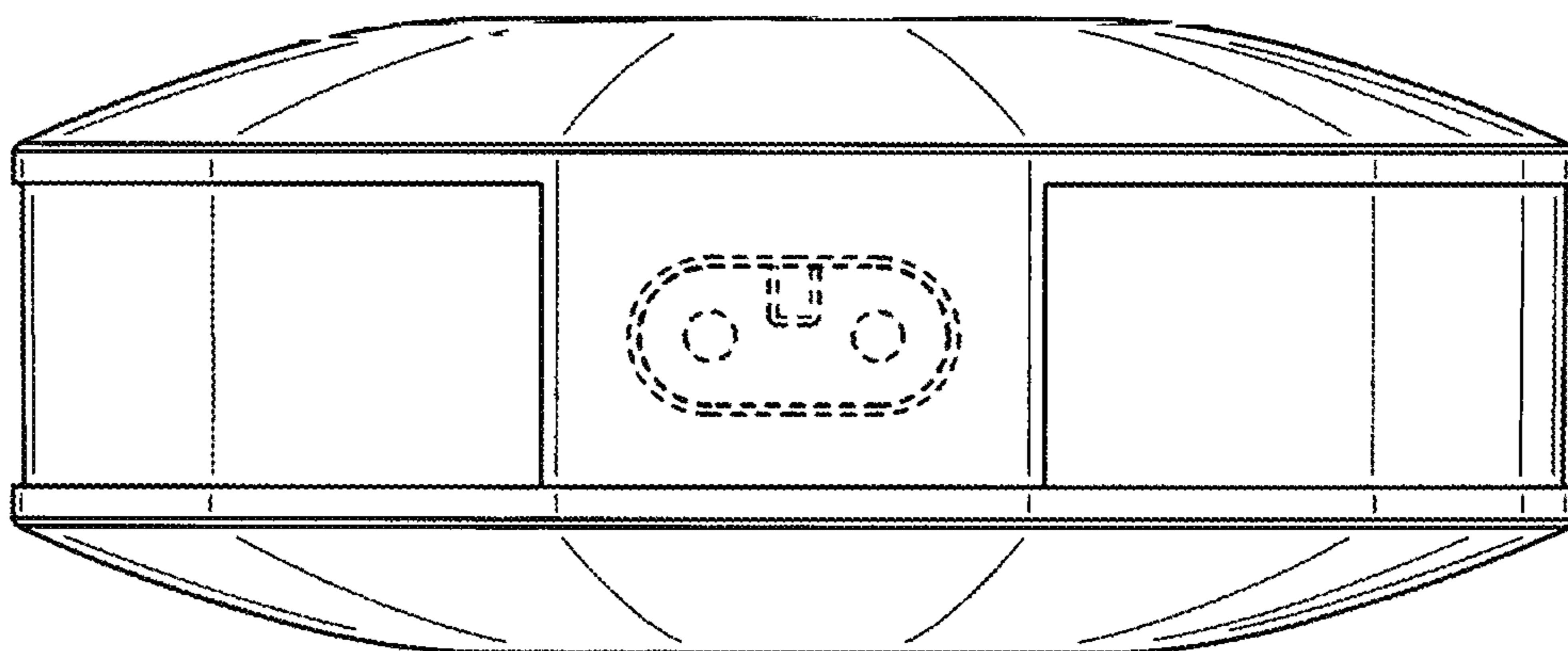


FIG. 7