



US00D818639S

(12) **United States Design Patent** (10) **Patent No.:** **US D818,639 S**
Kayvon et al. (45) **Date of Patent:** **** May 22, 2018**

(54) **VAPORIZER**

(71) Applicants: **Robert Kayvon**, Las Vegas, NV (US);
Carlos Gomez Garay, Las Vegas, NV (US)

(72) Inventors: **Robert Kayvon**, Las Vegas, NV (US);
Carlos Gomez Garay, Las Vegas, NV (US)

(**) Term: **15 Years**

(21) Appl. No.: **29/579,012**

(22) Filed: **Sep. 27, 2016**

Related U.S. Application Data

(63) Continuation of application No. 29/553,317, filed on Jan. 29, 2016, now Pat. No. Des. 767,819, which is a continuation of application No. 29/534,455, filed on Sep. 27, 2015, now Pat. No. Des. 767,818.

(51) **LOC (11) Cl.** **27-02**

(52) **U.S. Cl.**
USPC **D27/170**

(58) **Field of Classification Search**
USPC D27/100, 101, 162–171, 194; D26/128; D11/146, 117; D7/316
CPC A24F 1/00; A24F 1/02; A24F 1/04; A24F 1/06; A24F 1/08; A24F 1/10; A24F 1/12; A24F 1/14; A24F 1/26; A24F 1/28; A24F 7/00; A24F 7/02; A24F 7/04
See application file for complete search history.

(56) **References Cited**

U.S. PATENT DOCUMENTS

D485,639 S * 1/2004 Stronski D27/170
D560,018 S * 1/2008 Morris D26/128
D653,989 S * 2/2012 Falduto D11/146
D660,195 S * 5/2012 Harshman D11/146
D685,218 S * 7/2013 Willat D7/316
D704,093 S * 5/2014 Newlon D11/117

D728,156 S * 4/2015 Wu D27/101
D728,297 S * 5/2015 Melzer D7/300.1
D729,441 S * 5/2015 Hua D27/101
D739,601 S * 9/2015 Bahbah D27/170
D767,818 S * 9/2016 Kayvon D27/162
D767,819 S * 9/2016 Kayvon D27/162
D790,125 S * 6/2017 Beer D27/101
D795,642 S * 8/2017 Leslein D27/163

* cited by examiner

Primary Examiner — Manpreet S Matharu
Assistant Examiner — Jennifer M Campbell
(74) *Attorney, Agent, or Firm* — Christopher Pilling

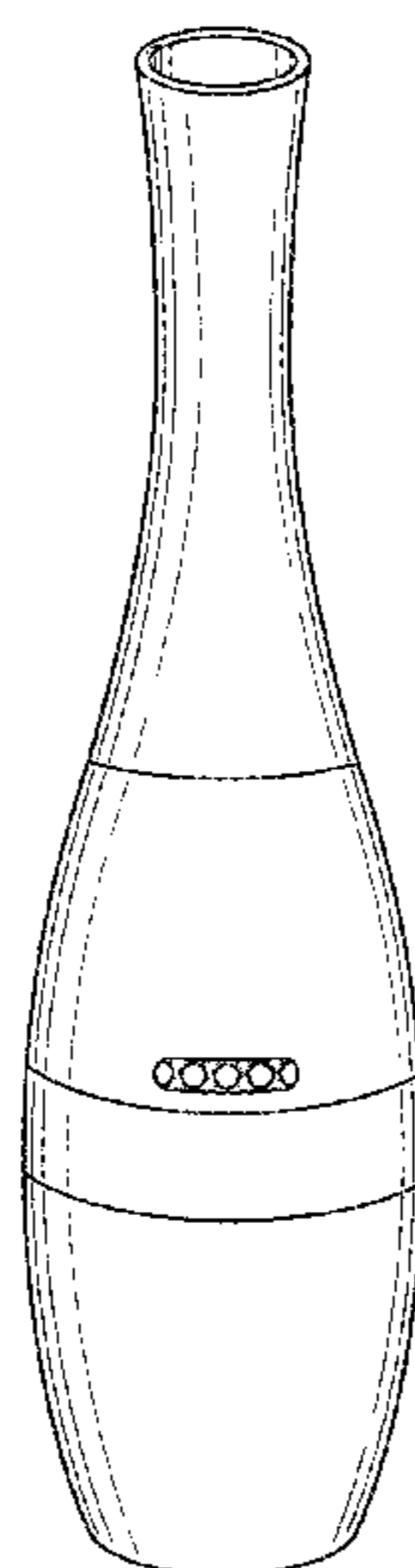
(57) **CLAIM**

We claim the ornamental design for a vaporizer, as shown and described.

DESCRIPTION

FIG. 1 is a front elevational view of a vaporizer showing my new design;
FIG. 2 is a left side elevational view thereof, the right side elevational being a mirror image thereof;
FIG. 3 is a rear elevational view thereof;
FIG. 4 is a top plan view thereof;
FIG. 5 is a bottom plan view thereof;
FIG. 6 is perspective view thereof, with the electronic battery member removed;
FIG. 7 is a front elevational view thereof, the rear elevational view being a mirror image thereof;
FIG. 8 is a left side elevational view thereof, the right side elevational being a mirror image thereof;
FIG. 9 is a top plan view thereof;
FIG. 10 is a bottom plan view thereof; and,
FIG. 11 is an exploded perspective view thereof illustrating the components of the vaporizer.
The dash-dot-dash lines depict boundary lines and form no part of the claimed design. The broken lines depict environmental subject matter only and form no part of the claimed design.

1 Claim, 5 Drawing Sheets



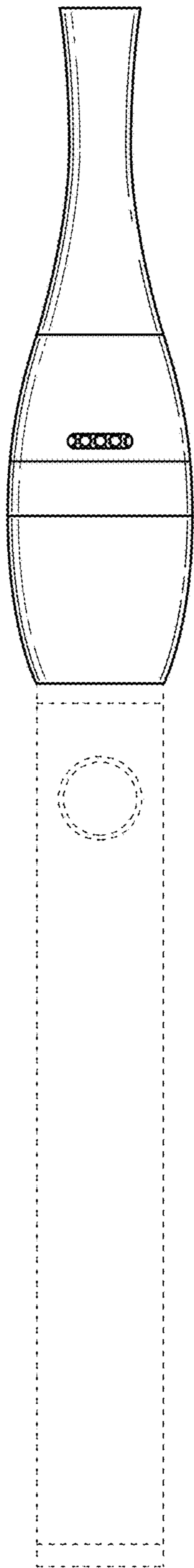


FIG. 1

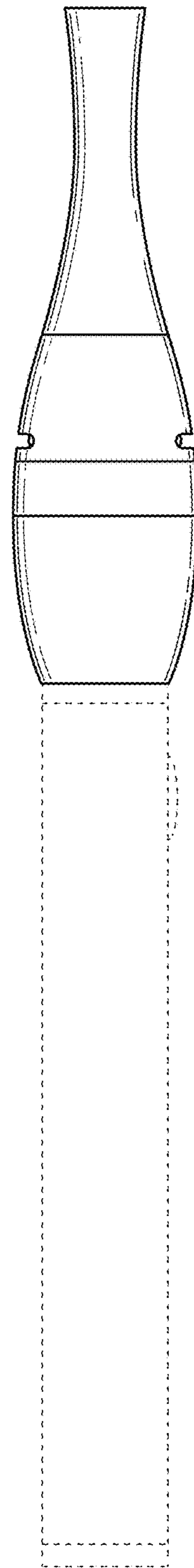


FIG. 2

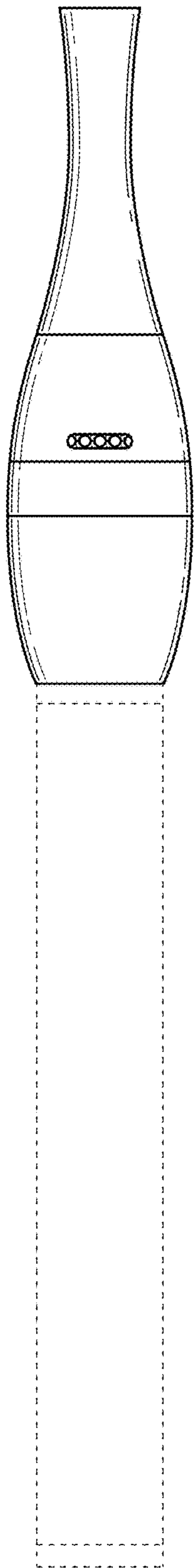


FIG. 3

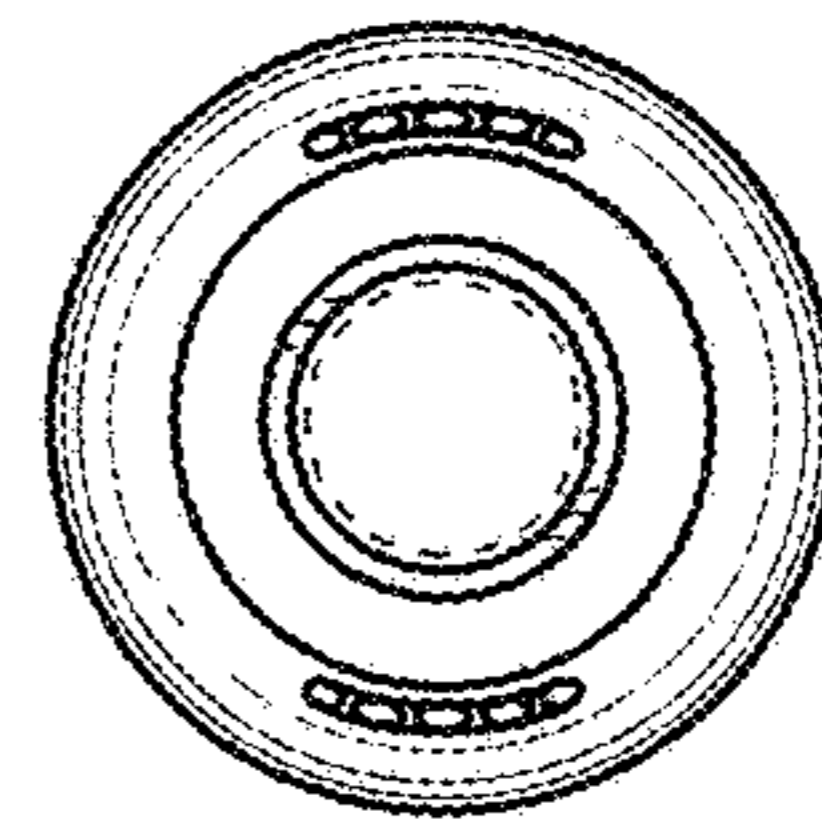


FIG. 4

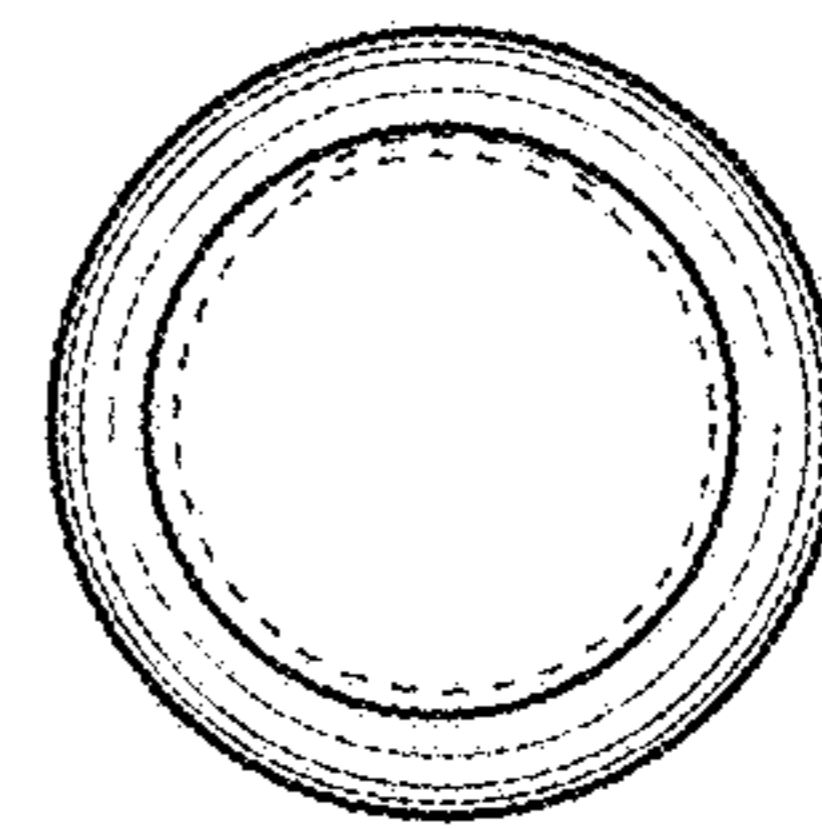


FIG. 5

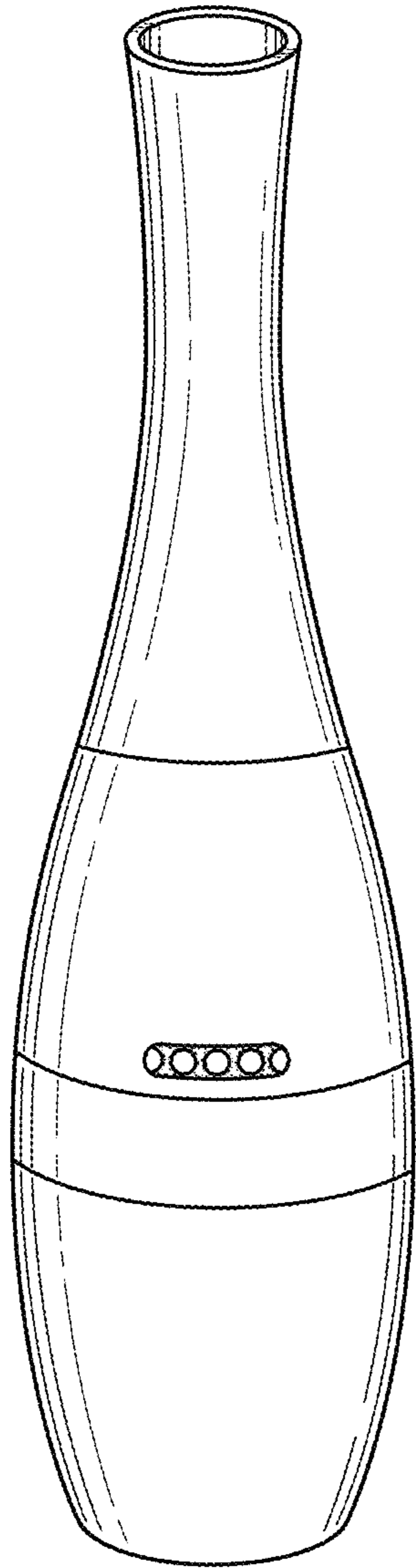


FIG. 6

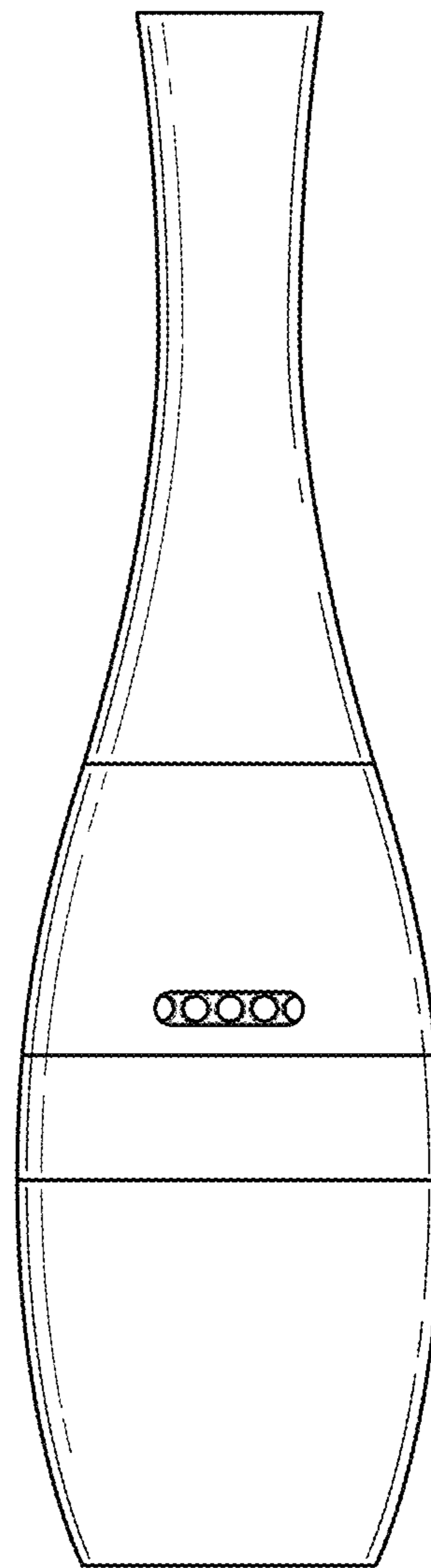


FIG. 7

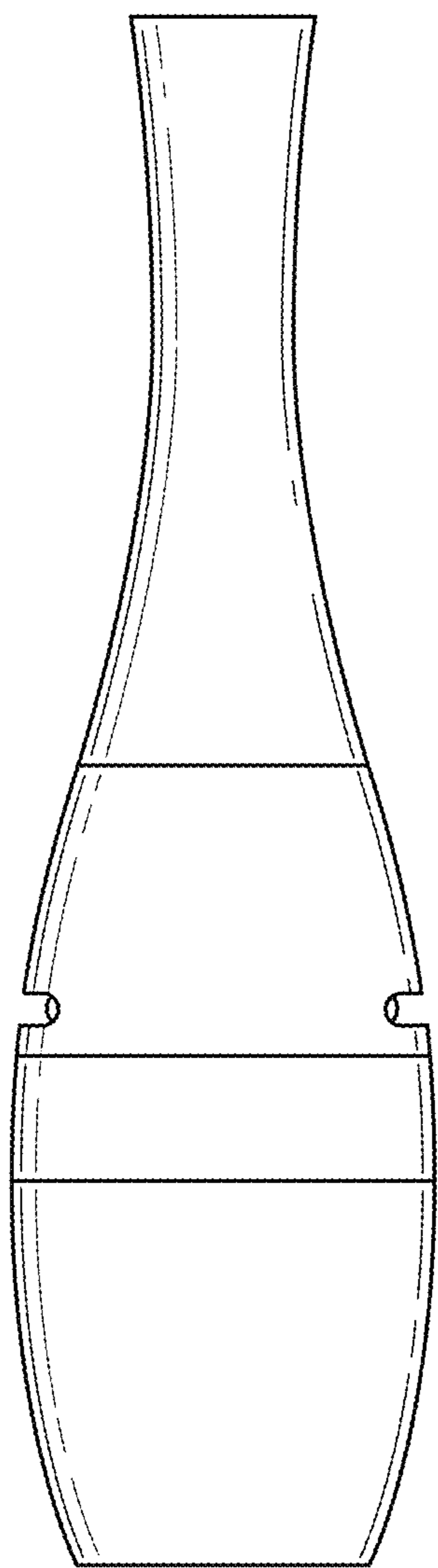


FIG. 8

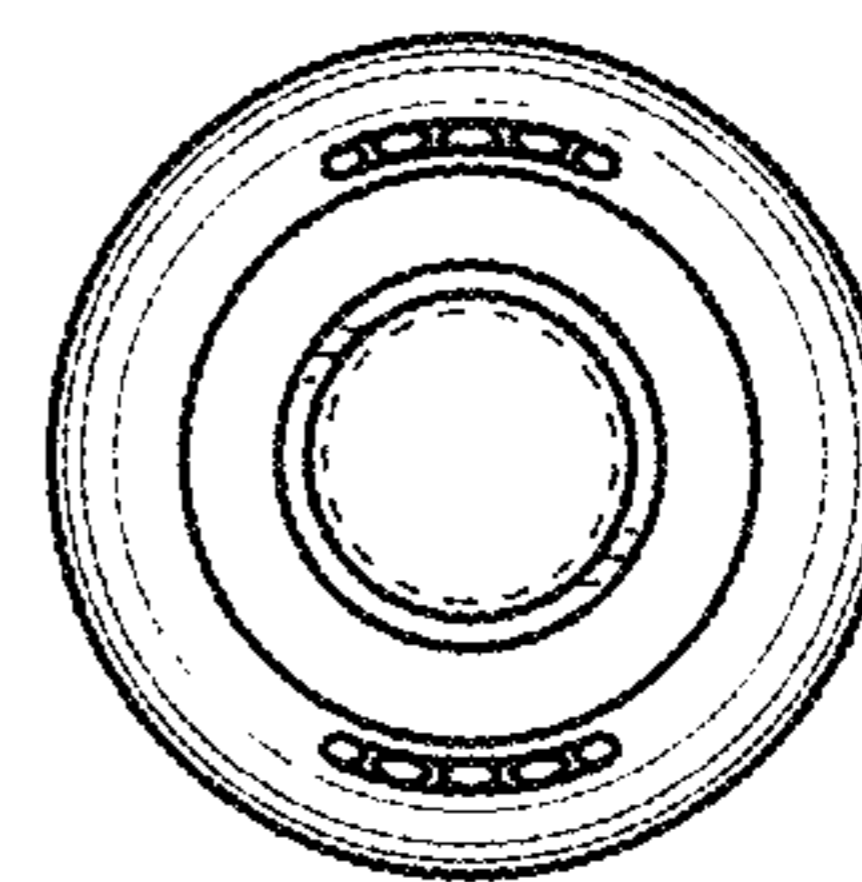


FIG. 9

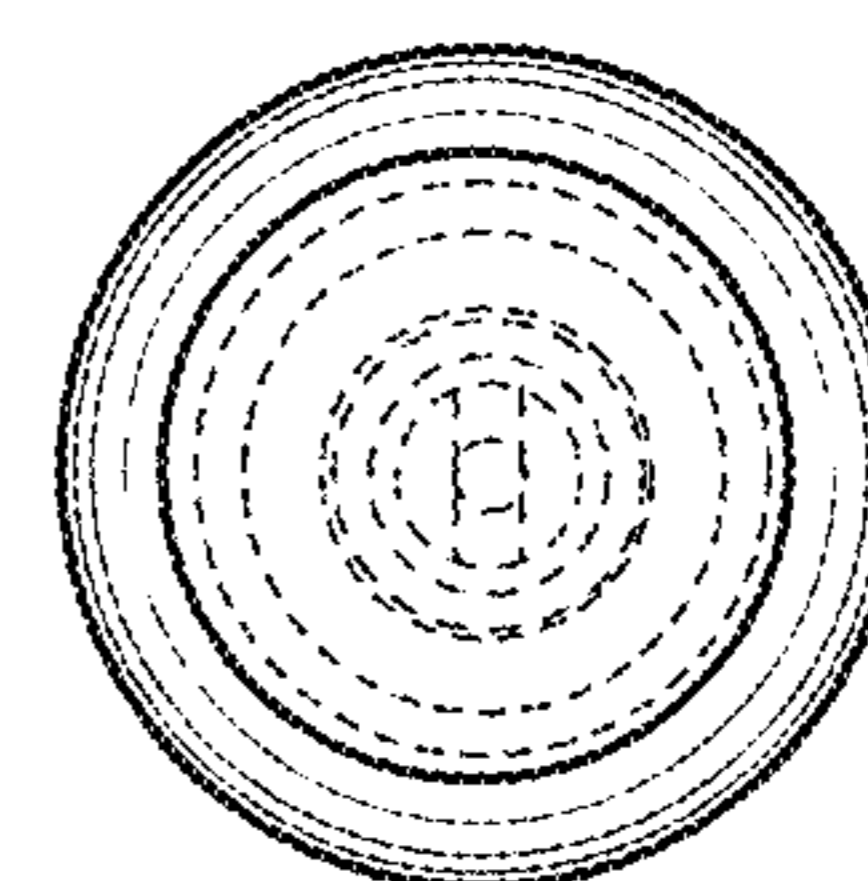


FIG. 10

FIG. 11

