



US00D818638S

(12) **United States Design Patent** (10) **Patent No.:** **US D818,638 S**
Wright et al. (45) **Date of Patent:** **** May 22, 2018**

(54) **ELECTRONIC CIGARETTE MOUTHPIECE**

(56) **References Cited**

(71) Applicant: **Nicoventures Holdings Limited**,
London (GB)
(72) Inventors: **Jeremy Wright**, London (GB); **Adrian Wright**, London (GB); **Jesse Horne**,
London (GB); **Sam Fielder**, London
(GB); **Simon Rucker**, London (GB);
Damian Lee, London (GB); **Caitlin Curran-Blaney**, London (GB)
(73) Assignee: **NICOVENTURES HOLDINGS LIMITED**, London (GB)
(**) Term: **15 Years**
(21) Appl. No.: **29/572,351**
(22) Filed: **Jul. 27, 2016**

U.S. PATENT DOCUMENTS

D201,420 S	6/1965	Bernard	
D365,889 S	1/1996	Kim	
D418,253 S	12/1999	Bakic	
D426,030 S	5/2000	Heeter et al.	
D641,409 S	7/2011	Wang et al.	
D673,325 S	12/2012	Martines	
D676,621 S	2/2013	Florkiewicz et al.	
8,499,766 B1	8/2013	Newton	
D690,383 S	9/2013	Sheikh et al.	
D707,484 S	6/2014	Fee	
D757,352 S *	5/2016	Bagai	D27/101
D768,915 S *	10/2016	Wright	D27/101
D778,493 S *	2/2017	Scott	D27/101
D782,728 S *	3/2017	Pinder	D27/101
D782,729 S *	3/2017	Wright	D27/101
D790,123 S *	6/2017	Beer	D27/101
2014/0283858 A1 *	9/2014	Liu	A24F 47/008 131/329

(Continued)

Primary Examiner — Rosemary K Tarcza
Assistant Examiner — Christy Nemeth
(74) *Attorney, Agent, or Firm* — Patterson Thuent
Pedersen, P.A.

Related U.S. Application Data

(62) Division of application No. 29/502,286, filed on Sep. 12, 2014, now Pat. No. Des. 768,915.

(57) **CLAIM**

The ornamental design for an electronic cigarette mouth-
piece, as shown and described.

(30) **Foreign Application Priority Data**

Mar. 13, 2014 (EM) 001406573

(51) **LOC (11) Cl.** **27-02**

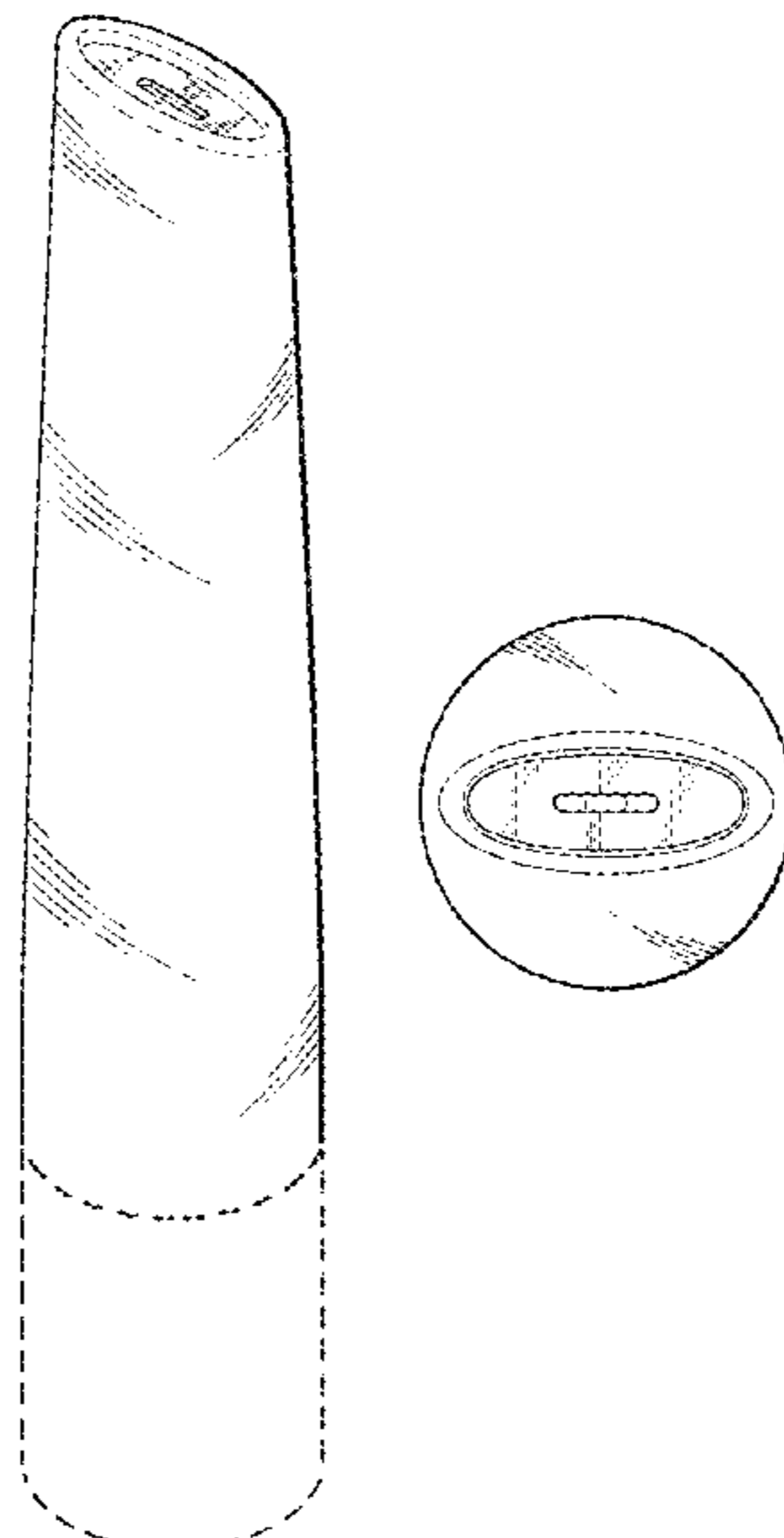
(52) **U.S. Cl.**
USPC **D27/170**

(58) **Field of Classification Search**
USPC D27/100, 101, 162, 163, 165, 166, 167,
D27/183-194, 169, 170
CPC A24F 1/00; A24F 3/00; A24F 7/00; A24F
47/00; A24F 47/002; A24F 47/008
See application file for complete search history.

DESCRIPTION

FIG. 1 is a top front right-side perspective view of an
electronic cigarette mouthpiece of our new design.
FIG. 2 is a top view thereof.
FIG. 3 is a front view thereof.
FIG. 4 is a rear view thereof.
FIG. 5 is a right-side view thereof; and,
FIG. 6 is a left-side view thereof.
The broken lines in the drawings are for the purpose of
illustrating portions of the electronic cigarette mouthpiece
that form no part of the claimed design.

1 Claim, 3 Drawing Sheets



(56)

References Cited

U.S. PATENT DOCUMENTS

2015/0114406 A1* 4/2015 Newton A24F 47/002
131/329
2015/0150307 A1 6/2015 Liu
2015/0164141 A1 6/2015 Newton
2015/0196055 A1* 7/2015 Liu H05B 3/03
131/329
2015/0335075 A1* 11/2015 Minskoff A24F 47/008
131/329
2016/0050976 A1* 2/2016 Righetti A24B 15/16
131/328
2016/0366941 A1* 12/2016 Lin A24F 47/008
2017/0035117 A1* 2/2017 Lin A24F 47/00

* cited by examiner




FIG. 1

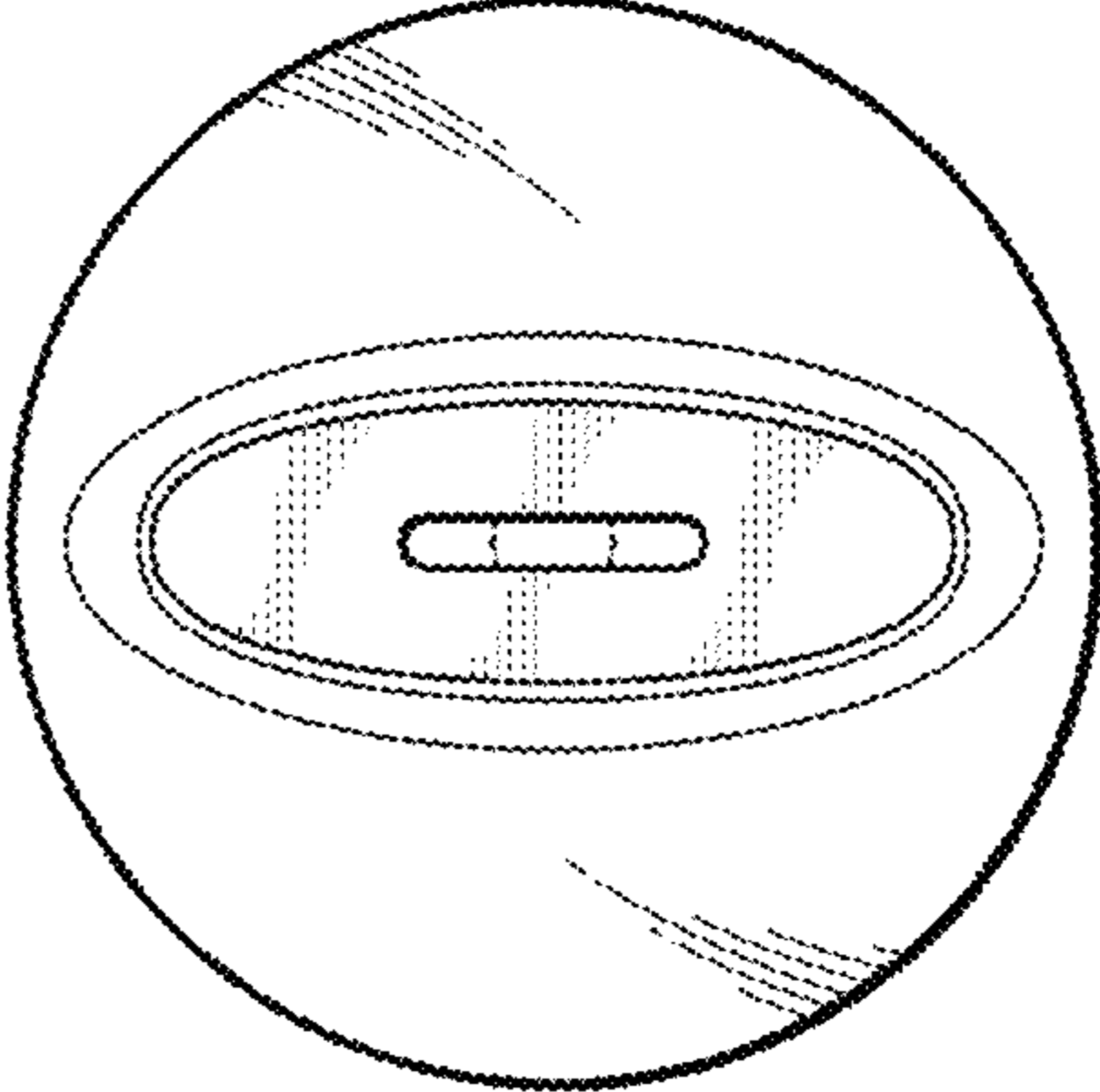


FIG. 2




FIG. 3




FIG. 4

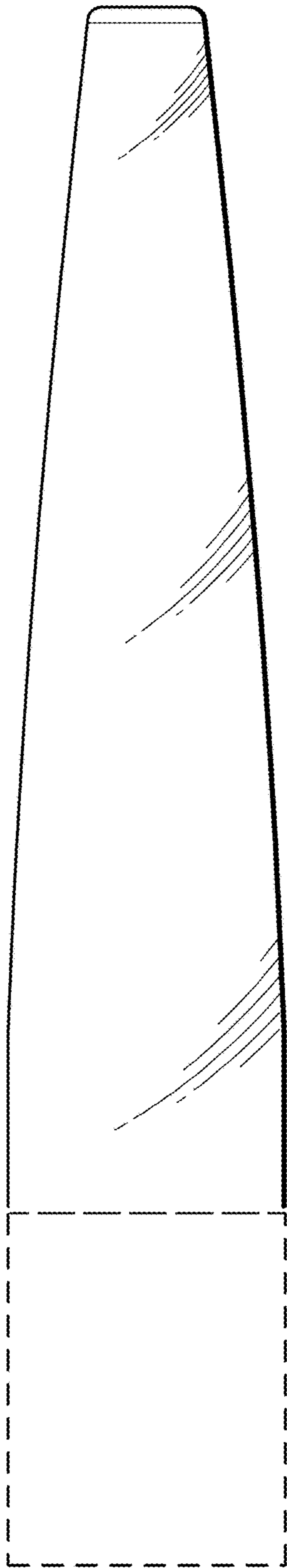


FIG. 5

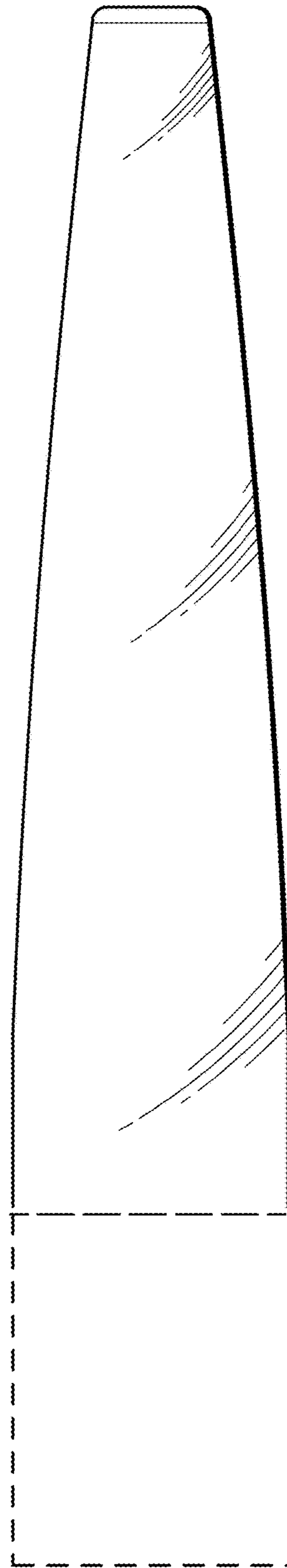


FIG. 6