



US00D818636S

(12) **United States Design Patent** (10) **Patent No.:** **US D818,636 S**
Qiu (45) **Date of Patent:** **** May 22, 2018**

(54) **ELECTRONIC CIGARETTE**

(71) Applicant: **Joyetech Europe Holding GmbH**, Zug (CH)

(72) Inventor: **Weihua Qiu**, Jiangsu (CN)

(73) Assignee: **JOYETECH EUROPE HOLDING GMBH**, Zug (CH)

(**) Term: **15 Years**

(21) Appl. No.: **29/581,663**

(22) Filed: **Oct. 20, 2016**

(30) **Foreign Application Priority Data**

Jul. 11, 2016 (CN) 2016 3 0314492

(51) **LOC (11) Cl.** **27-01**

(52) **U.S. Cl.**
USPC **D27/101**

(58) **Field of Classification Search**

USPC D27/100, 101, 162, 163, 164, 165, 169, D27/170, 171, 194, 143; D24/108, 110, D24/110.5, 113; D9/516-523, 537, 551, D9/564, 738, 741, 748, 751, 763-765, D9/767, 772, 781

CPC A24F 1/00; A24F 1/02; A24F 1/04; A24F 1/06; A24F 1/08; A24F 1/10; A24F 1/12; A24F 1/14; A24F 1/26; A24F 1/28; A24F 7/00; A24F 7/02; A24F 7/04

See application file for complete search history.

(56) **References Cited**

U.S. PATENT DOCUMENTS

D720,094 S * 12/2014 Alima D27/101
D720,882 S * 1/2015 Albanese D27/101
D720,883 S * 1/2015 Albanese D27/101

(Continued)

Primary Examiner — Sheryl Lane

Assistant Examiner — Jennifer M Campbell

(74) *Attorney, Agent, or Firm* — Novick, Kim & Lee, PLLC; Allen Xue; Hyun Woo Shin

(57) **CLAIM**

I claim the ornamental design for an electronic cigarette, as shown and described.

DESCRIPTION

FIG. 1 is a top, front and right side perspective view of a first embodiment of an electronic cigarette showing my new design;

FIG. 2 is a front elevational view of the first embodiment thereof;

FIG. 3 is a rear elevational view of the first embodiment thereof;

FIG. 4 is a left elevational view of the first embodiment thereof;

FIG. 5 is a right elevational view of the first embodiment thereof;

FIG. 6 is a top plan view thereof of the first embodiment;

FIG. 7 is a bottom plan view of the first embodiment thereof;

FIG. 8 is a top, front and right side perspective view of a second embodiment of the electronic cigarette;

FIG. 9 is a front elevational view of the second embodiment thereof;

FIG. 10 is a rear elevational view of the second embodiment thereof;

FIG. 11 is a left elevational view of the second embodiment thereof;

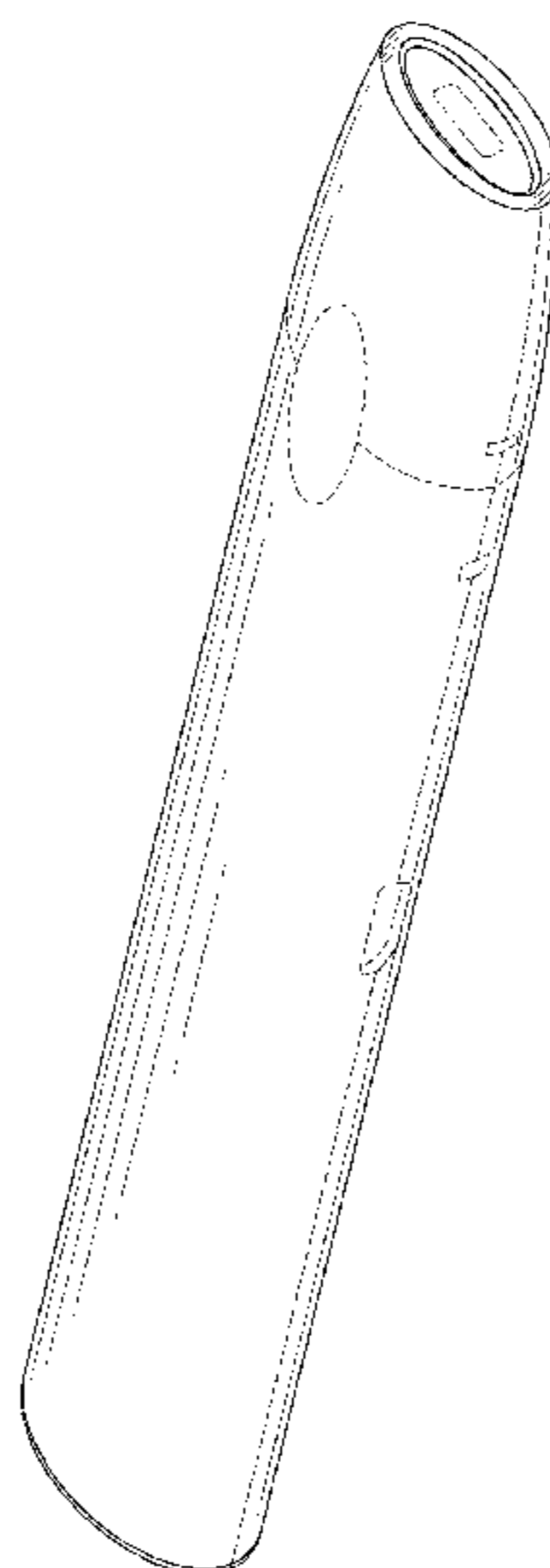
FIG. 12 is a right elevational view of the second embodiment thereof;

FIG. 13 is a top plan view thereof of the second embodiment; and,

FIG. 14 is a bottom plan view of the second embodiment thereof.

The broken lines in the drawings show portions of the electronic cigarette that form no part of the claimed design.

1 Claim, 14 Drawing Sheets



(56)

References Cited

U.S. PATENT DOCUMENTS

D725,310 S *	3/2015	Eksouzian	D27/101
D725,821 S *	3/2015	Levin	D27/101
D725,822 S *	3/2015	Liu	D27/101
D736,994 S *	8/2015	Mittersinker	D27/101
D747,035 S *	1/2016	Moradian	D27/101
D754,390 S *	4/2016	Mittersinker	D27/101
D757,353 S *	5/2016	Nunnely	D27/101
D758,651 S *	6/2016	Wu	D27/101
D761,998 S *	7/2016	Pinder	D27/101
D763,501 S *	8/2016	McGarry	D27/101
D764,703 S *	8/2016	Liu	D27/101
D773,727 S *	12/2016	Eksouzian	D27/101
D776,337 S *	1/2017	Levin	D27/101
D776,869 S *	1/2017	Heidl	D27/163
D778,492 S *	2/2017	Liu	D27/101
D779,719 S *	2/2017	Qiu	D27/101
D792,643 S *	7/2017	Wong	D27/101

* cited by examiner

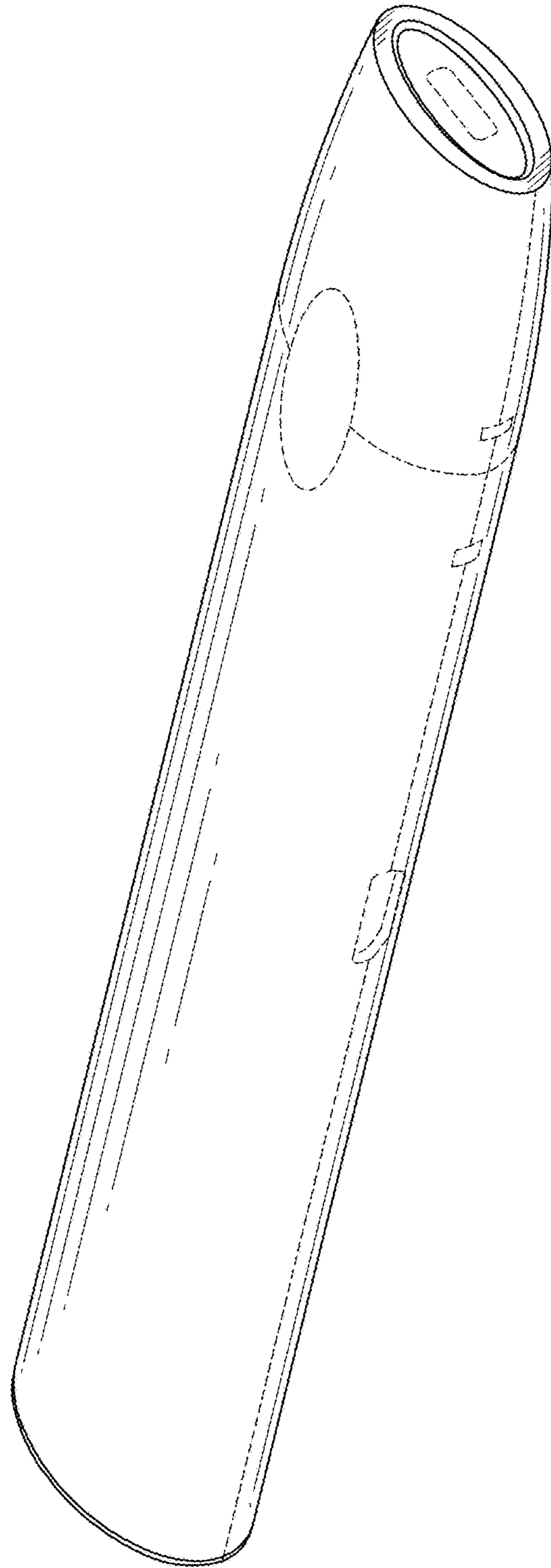


FIG. 1




FIG. 2

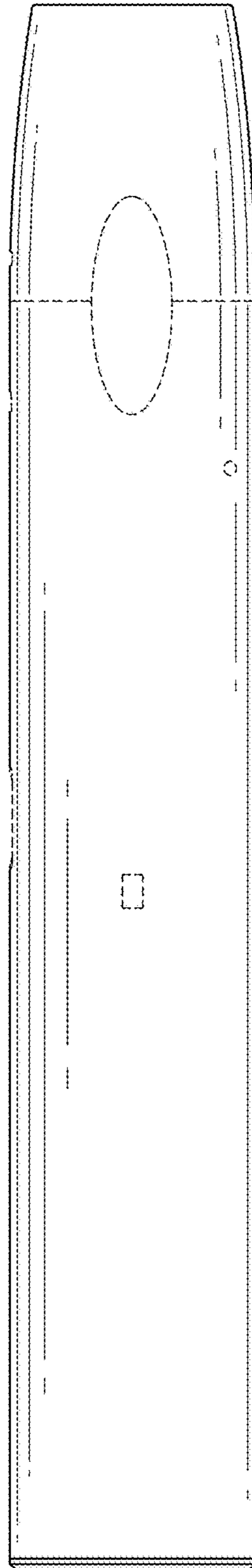


FIG. 3




FIG. 4

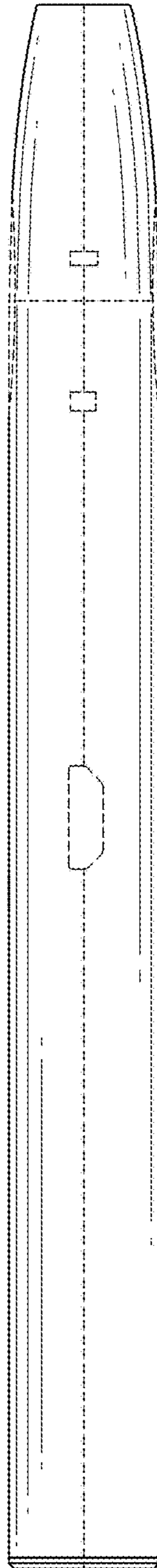


FIG. 5

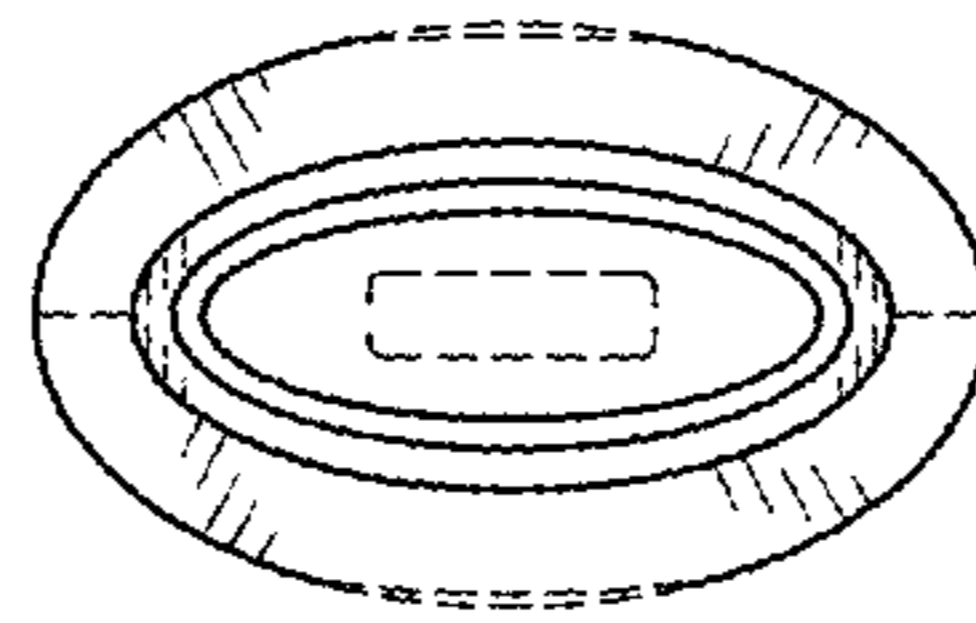


FIG. 6

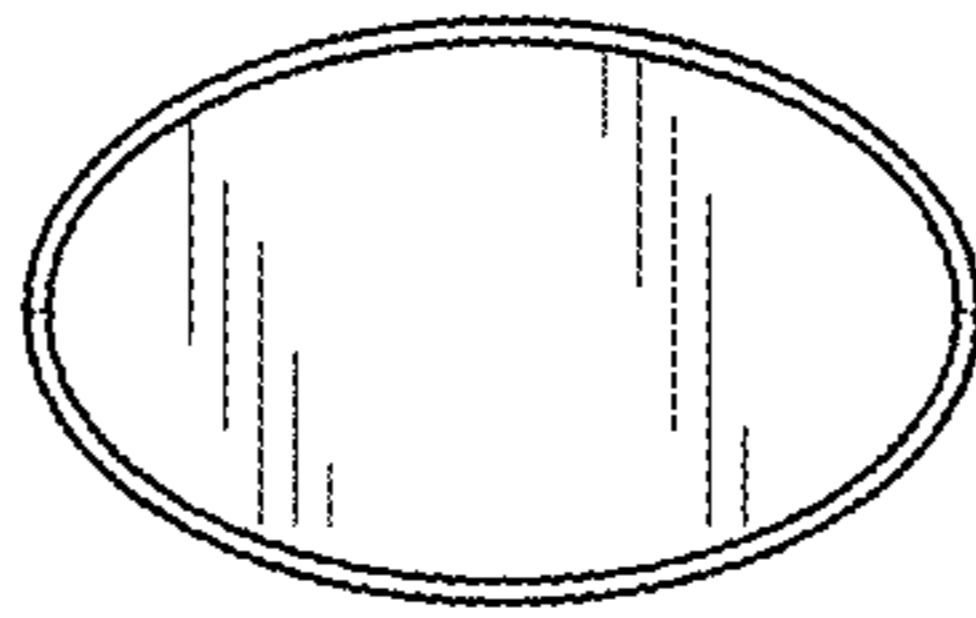


FIG. 7

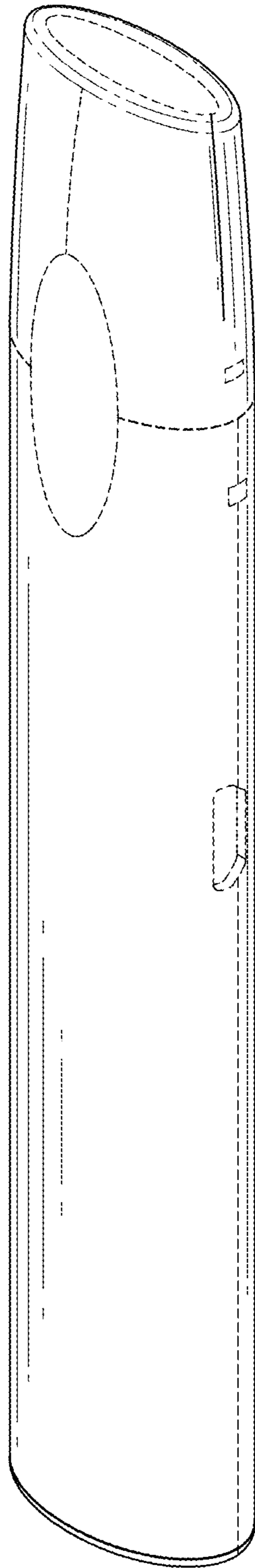


FIG. 8




FIG. 9

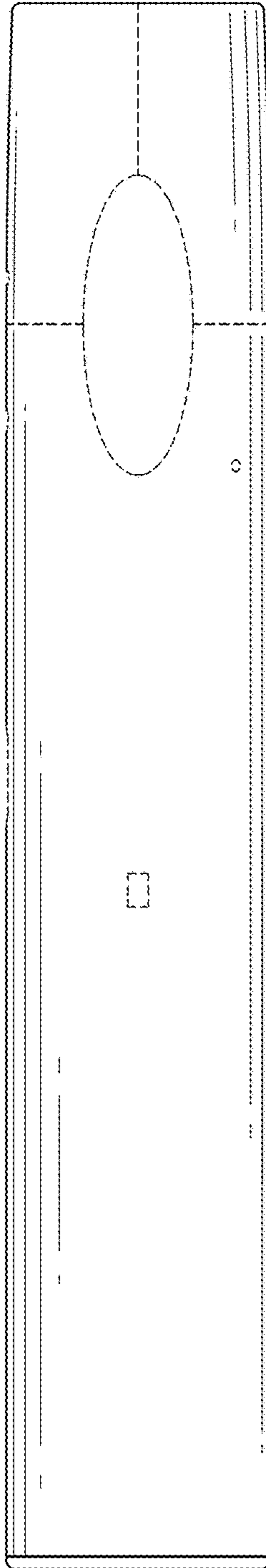


FIG. 10




FIG. 11

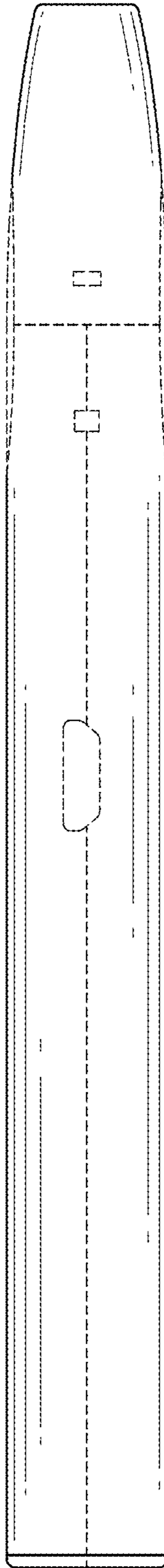


FIG. 12

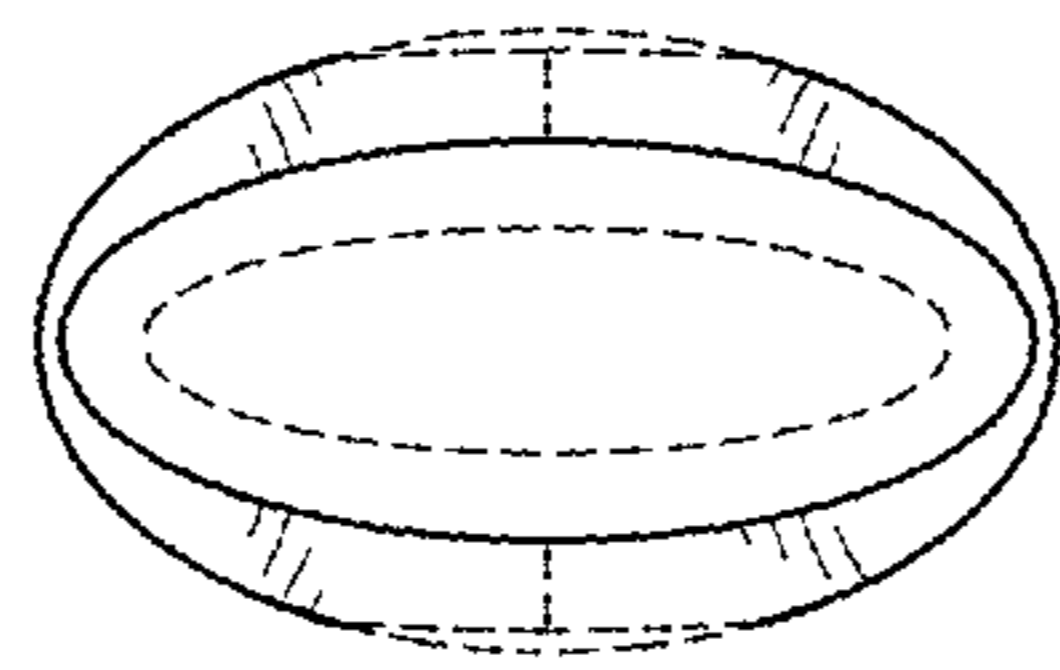


FIG. 13

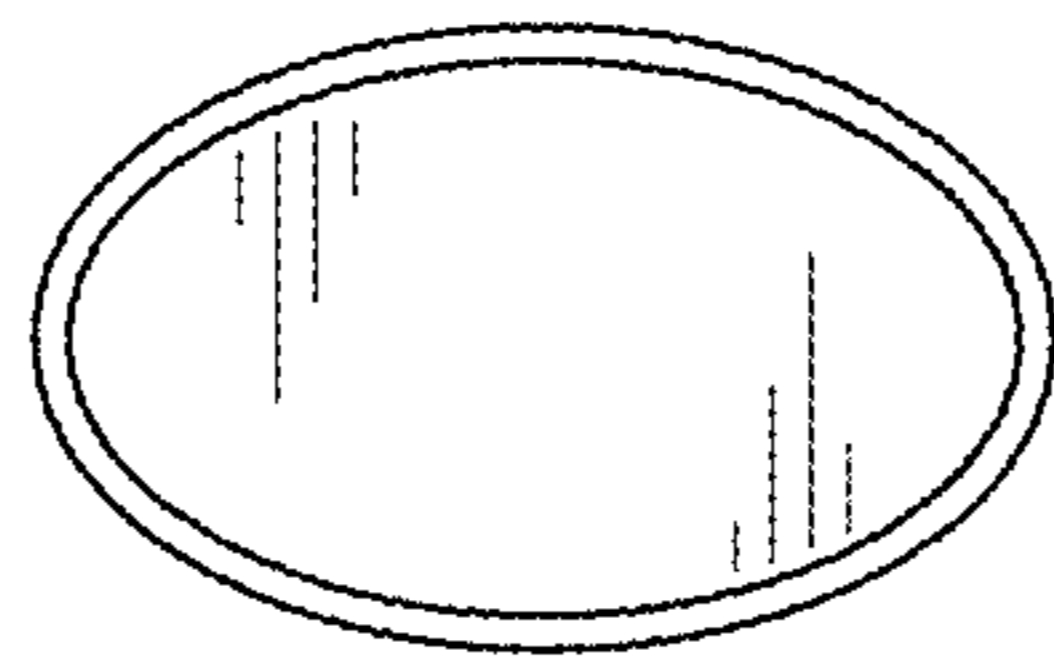


FIG. 14