



US00D818630S

(12) **United States Design Patent**
Zhou et al.

(10) **Patent No.:** **US D818,630 S**

(45) **Date of Patent:** **** May 22, 2018**

(54) **LAMP**

(71) Applicant: **MAINHOUSE (XIAMEN)
ELECTRONICS CO., LTD.**, Xiamen
(CN)

(72) Inventors: **Nanqing Zhou**, Xiamen (CN); **Ting
Luo**, Xiamen (CN); **Rongkui Wu**,
Xiamen (CN)

(73) Assignee: **MAINHOUSE (XIAMEN)
ELECTRONICS CO., LTD.**, Xiamen,
Fujian (CN)

(**) Term: **15 Years**

(21) Appl. No.: **29/589,530**

(22) Filed: **Jan. 3, 2017**

(51) **LOC (11) Cl.** **26-03**

(52) **U.S. Cl.**
USPC **D26/107**

(58) **Field of Classification Search**
USPC D26/1, 24, 93, 107, 141
CPC F21V 21/00; F21V 21/02; F21V 21/116;
F21W 2121/00; F21W 2131/00
See application file for complete search history.

(56) **References Cited**

U.S. PATENT DOCUMENTS

D381,109 S * 7/1997 Wang D26/107
D401,004 S * 11/1998 Eusterbrock D26/107

D467,680 S * 12/2002 Krieger D26/107
D479,892 S * 9/2003 Baarman D26/107
D624,237 S * 9/2010 Lavallee D26/141
D752,271 S * 3/2016 Saunders D26/107
D776,336 S * 1/2017 Ng D26/107
D803,468 S * 11/2017 Pomputius D26/107

* cited by examiner

Primary Examiner — Brian N. Vinson

(74) *Attorney, Agent, or Firm* — Leong C. Lei

(57) **CLAIM**


The ornamental design for a lamp, as shown and described.


DESCRIPTION

FIG. 1 is a perspective view of a lamp showing my present design;
FIG. 2 is a front view thereof;
FIG. 3 is a rear view thereof;
FIG. 4 is a left side view thereof;
FIG. 5 is a right side view thereof;
FIG. 6 is a top view thereof; and,
FIG. 7 is a bottom view thereof.

The broken line disclosure represents portions of the lamp which forms no part of the claimed design.

1 Claim, 6 Drawing Sheets





F I G. 1




FIG. 2




FIG. 3

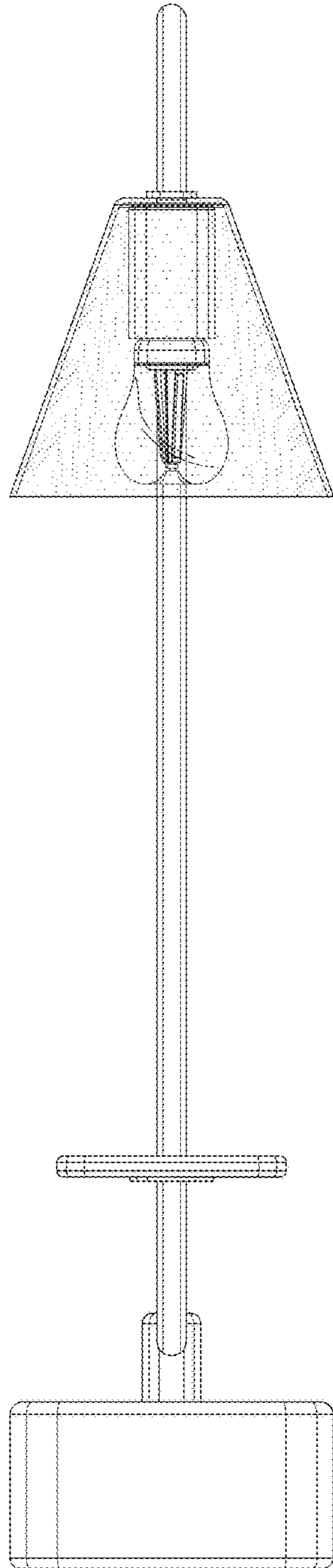


FIG. 4

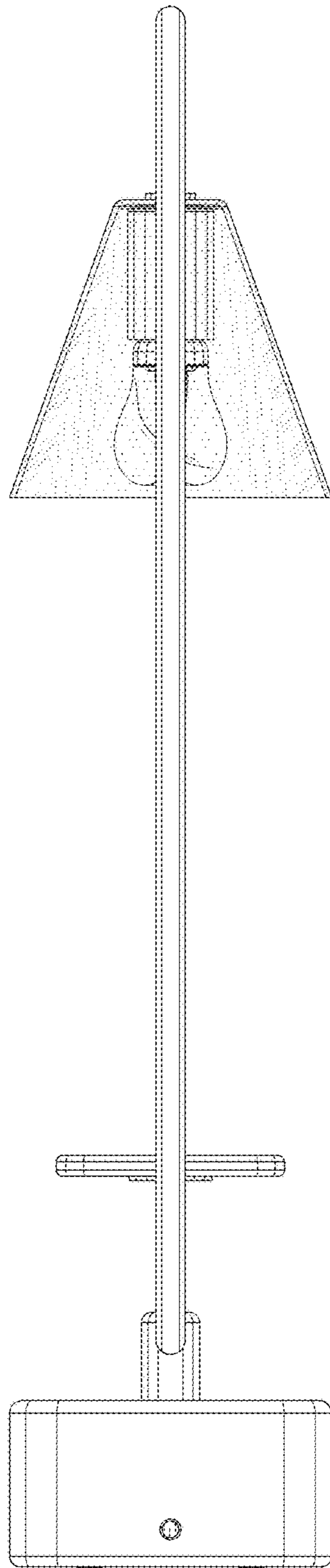


FIG. 5

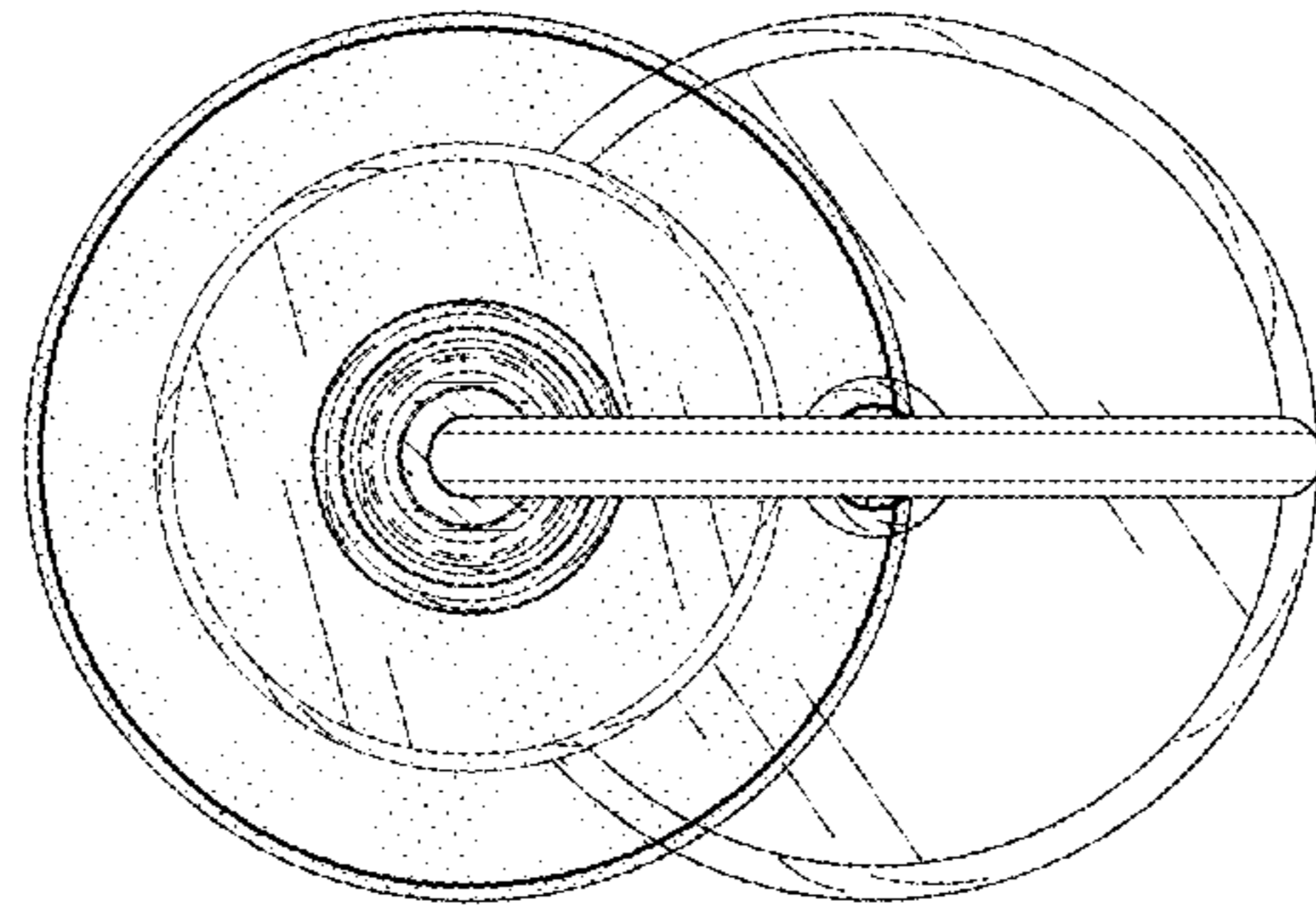


FIG. 6

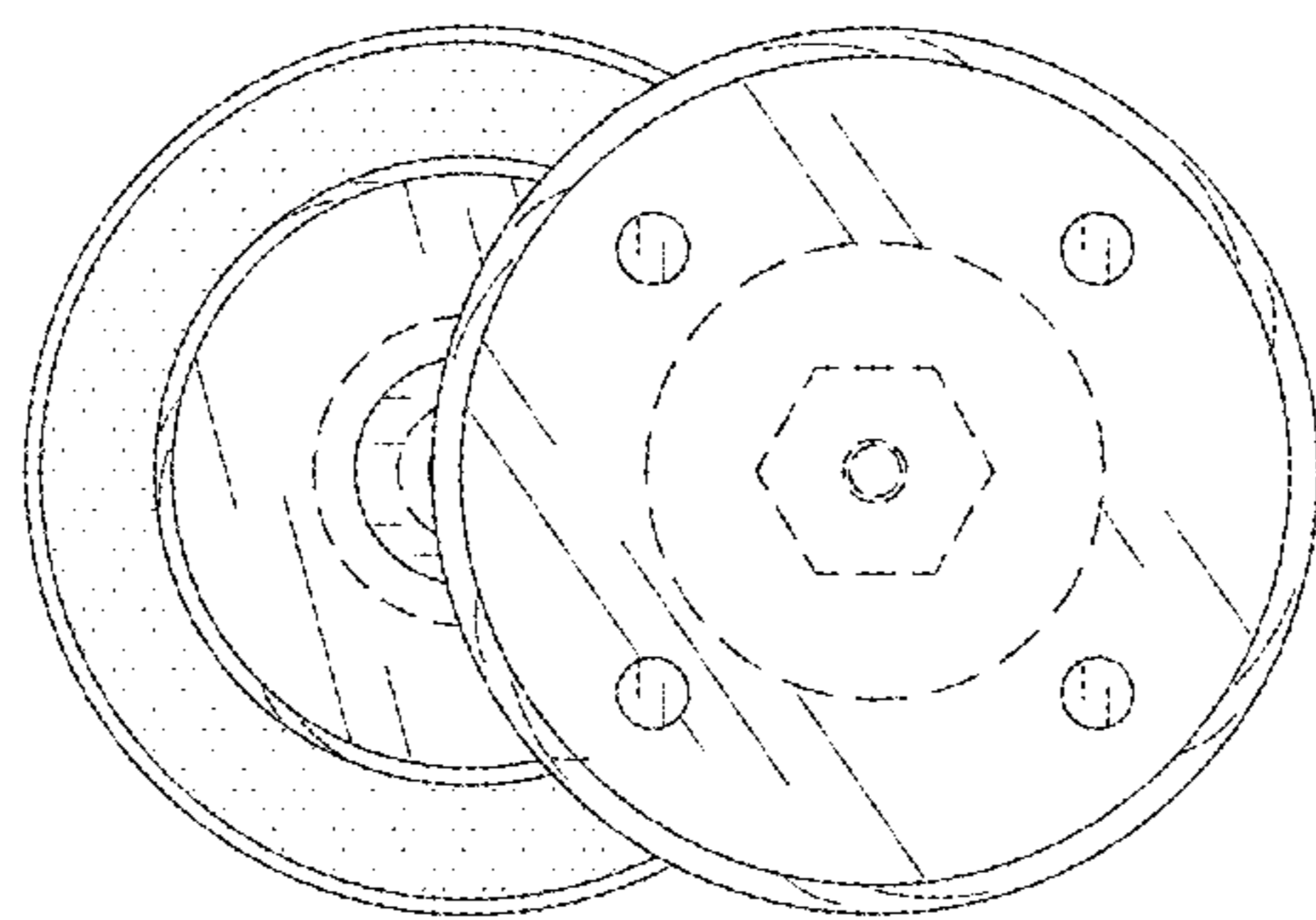


FIG. 7