



US00D818599S

(12) **United States Design Patent** (10) **Patent No.:** **US D818,599 S**  
**Lee** (45) **Date of Patent:** **\*\* May 22, 2018**

(54) **ACUPRESSURE DEVICE**

(56) **References Cited**

(71) Applicant: **BR CONSULTING, INC.**, Sedona, AZ (US)

U.S. PATENT DOCUMENTS

(72) Inventor: **Seung Hun Lee**, Sedona, AZ (US)

D337,100	S	*	7/1993	Iino	.....	D14/323
D408,543	S	*	4/1999	Back	.....	D24/211
D447,809	S	*	9/2001	Gladieux, III	.....	D24/211
D447,810	S	*	9/2001	Hannah	.....	D24/214
D475,141	S	*	5/2003	Shin	.....	D24/214
D479,607	S	*	9/2003	Chen	.....	D24/211
D484,248	S	*	12/2003	O'Brien	.....	D24/214
D613,416	S	*	4/2010	Schupman	.....	D24/200
D666,734	S	*	9/2012	Takashima	.....	D24/215
D679,824	S	*	4/2013	Forest	.....	D24/214
D687,957	S	*	8/2013	Heskier	.....	D24/215
D698,456	S	*	1/2014	Zedaker	.....	D24/215
D718,870	S	*	12/2014	Hildebrand	.....	D24/211
D728,812	S	*	5/2015	Forest	.....	D24/214

(73) Assignee: **BR CONSULTING, INC.**, Sedona, AZ (US)

(\*\*) Term: **15 Years**

(21) Appl. No.: **29/572,821**

(22) Filed: **Jul. 30, 2016**

(30) **Foreign Application Priority Data**

Mar. 17, 2016 (KR) ..... 30-2016-0012520

(51) **LOC (11) Cl.** ..... **28-03**

(52) **U.S. Cl.**  
USPC ..... **D24/214**

(58) **Field of Classification Search**

USPC ..... D24/200, 211, 212, 213, 214, 215;  
601/19, 22, 27-32, 46, 52, 99, 112, 113,  
601/118, 125, 143, DIG. 12, DIG. 14,  
601/DIG. 15, DIG. 16, DIG. 17  
CPC ..... A61H 1/0266; A61H 2015/0007; A61H  
2015/0014; A61H 2015/0042; A61H  
2015/0035; A61H 15/00; A61H 7/003;  
A61H 7/005; A61H 7/00; A61H  
2001/027; A61H 11/00; A61H 19/00;  
A61H 19/30; A61H 19/32; A61H 19/34;  
A61H 19/40; A61H 19/44; A61H 19/50;  
A61H 21/00

See application file for complete search history.

\* cited by examiner

*Primary Examiner* — Sandra Snapp

(57) **CLAIM**

The ornamental design for acupressure device, as shown.

**DESCRIPTION**

FIG. 1 is a perspective view;  
FIG. 2 is a front view thereof;  
FIG. 3 is a rear view thereof;  
FIG. 4 is a left side view thereof;  
FIG. 5 is a right side view thereof;  
FIG. 6 is a top view thereof; and,  
FIG. 7 is a bottom view thereof.

**1 Claim, 7 Drawing Sheets**

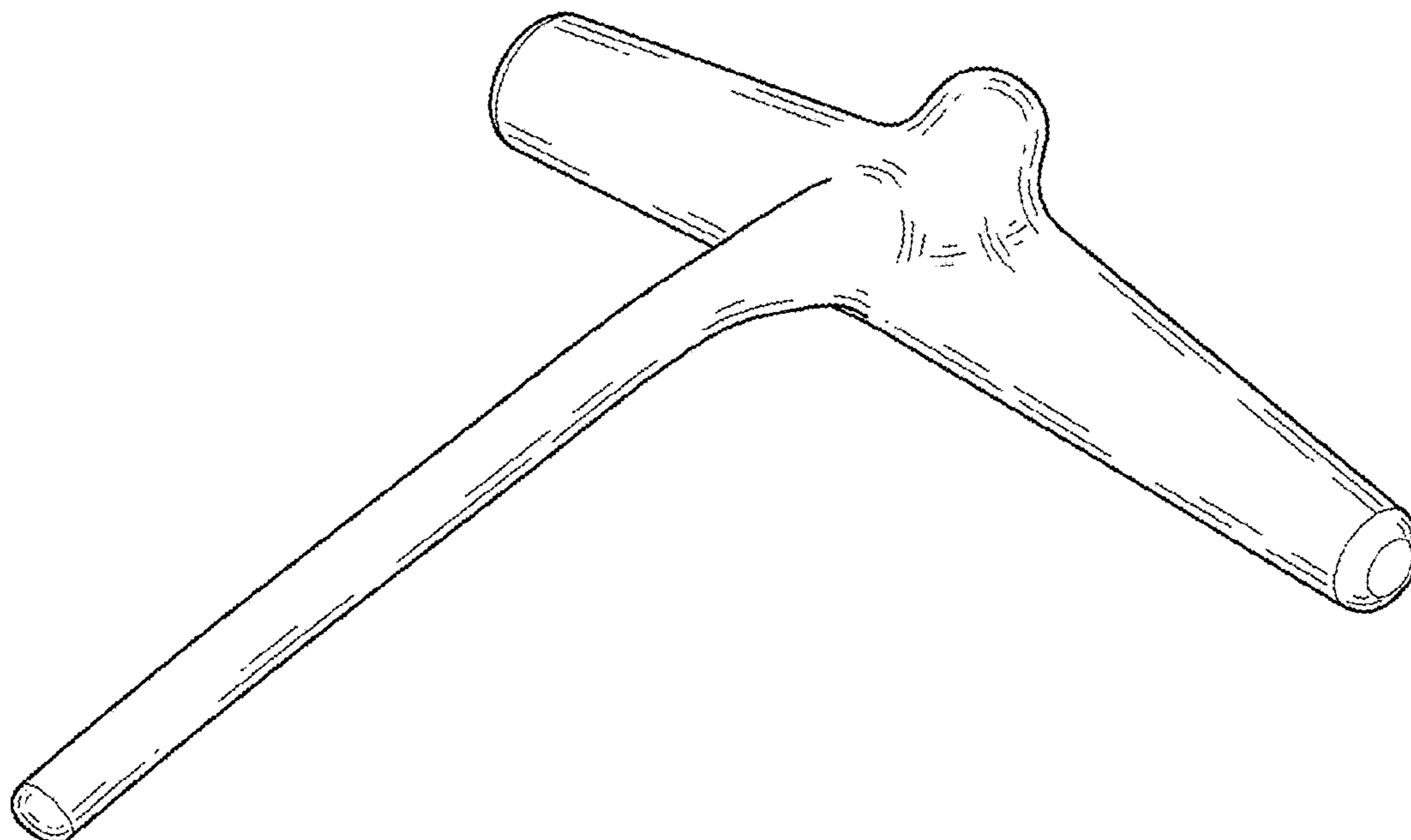


FIG. 1

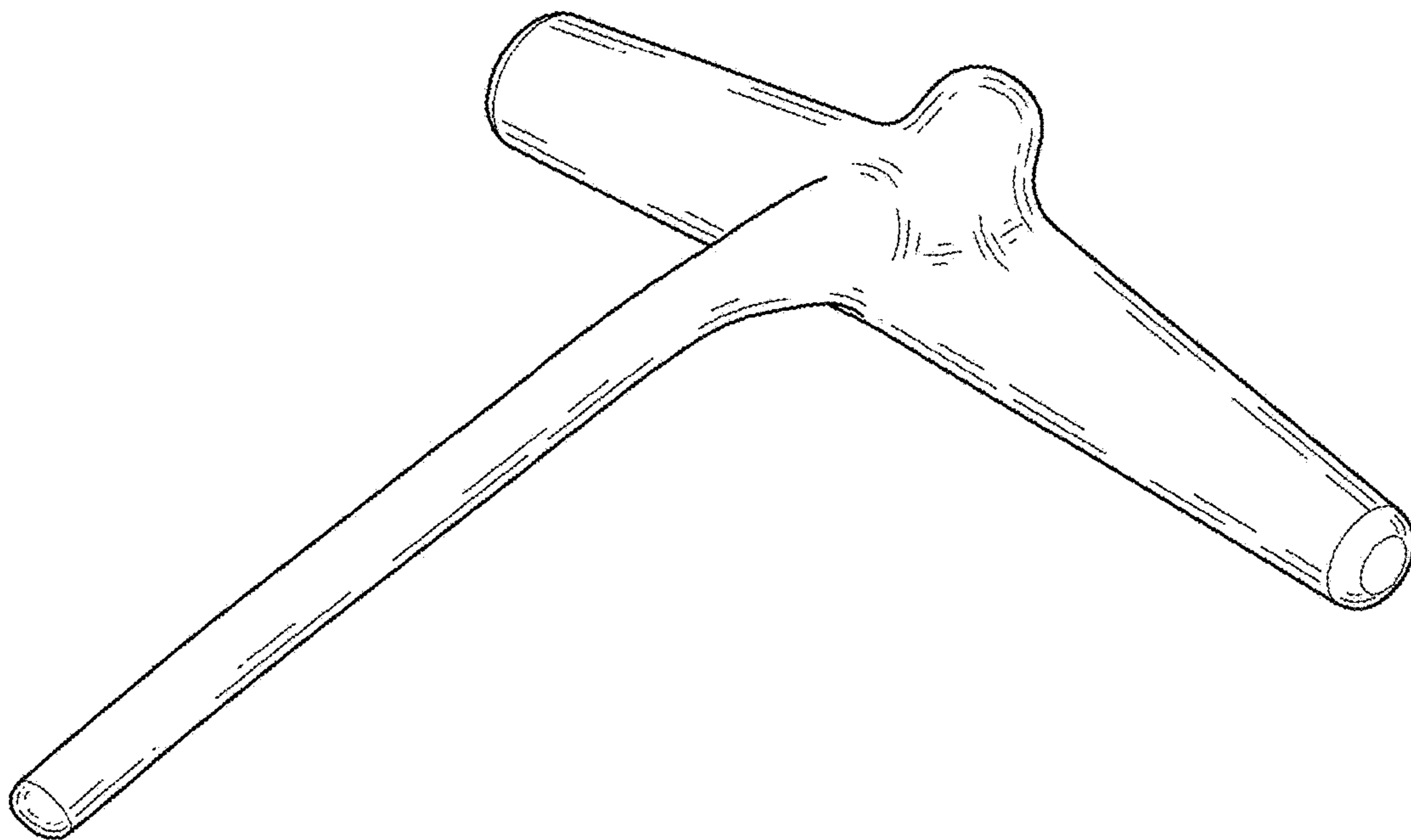


FIG. 2

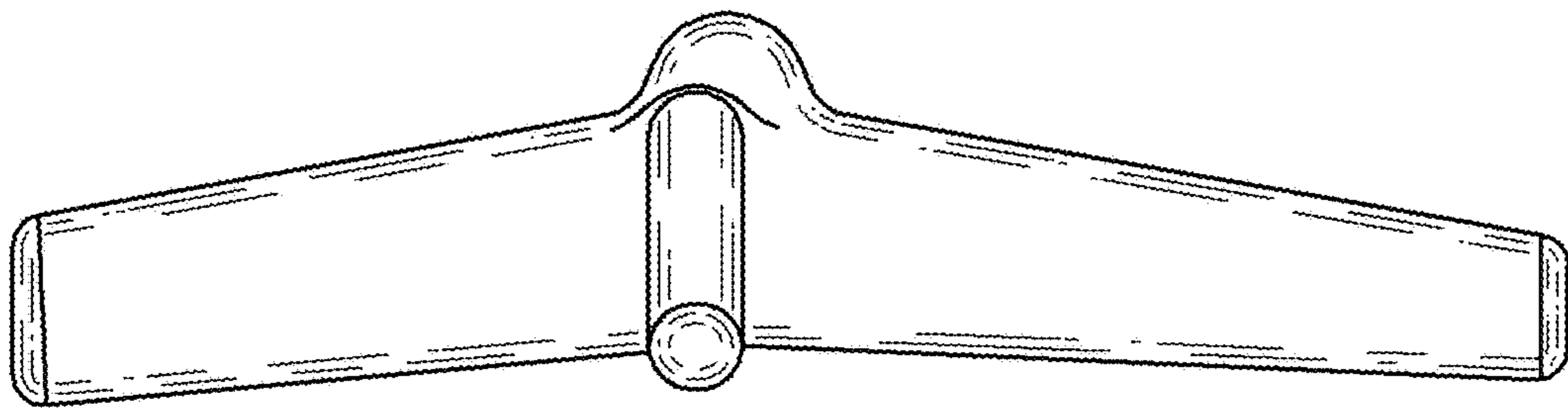


FIG. 3

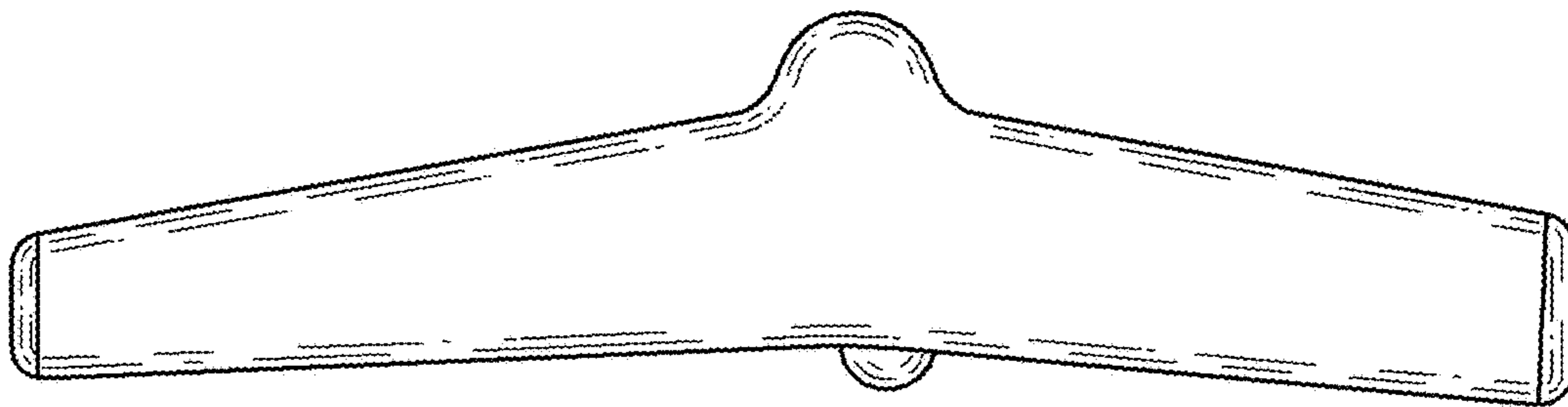


FIG. 4

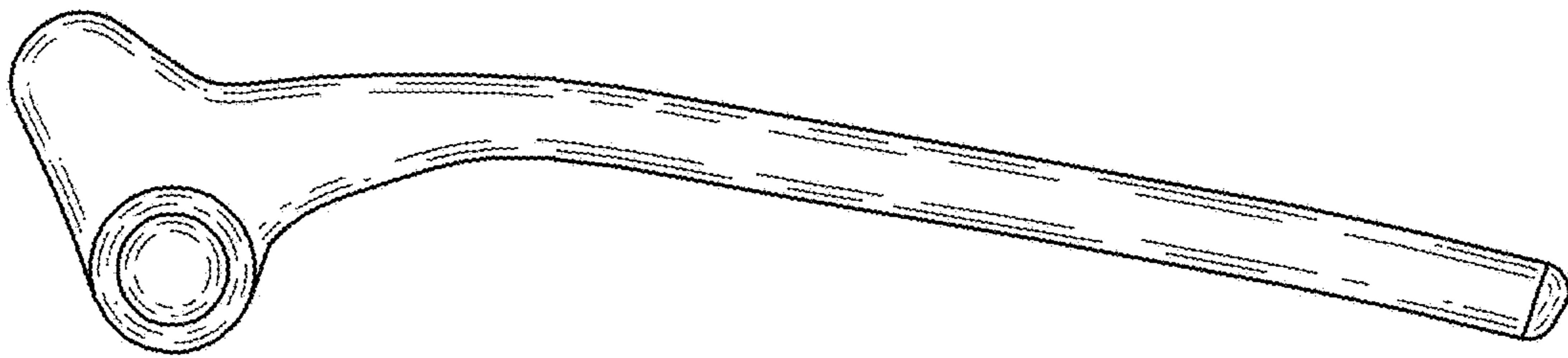


FIG. 5

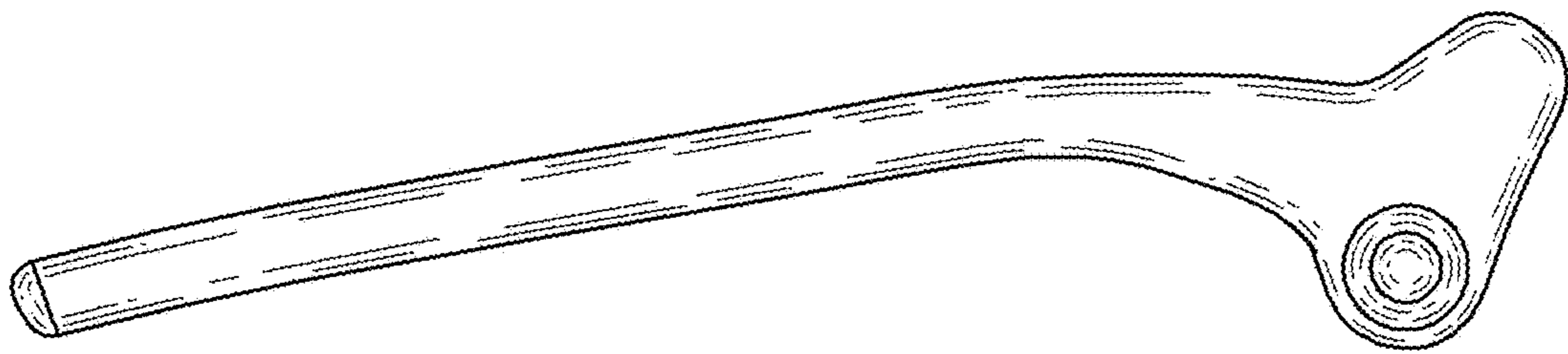


FIG. 6

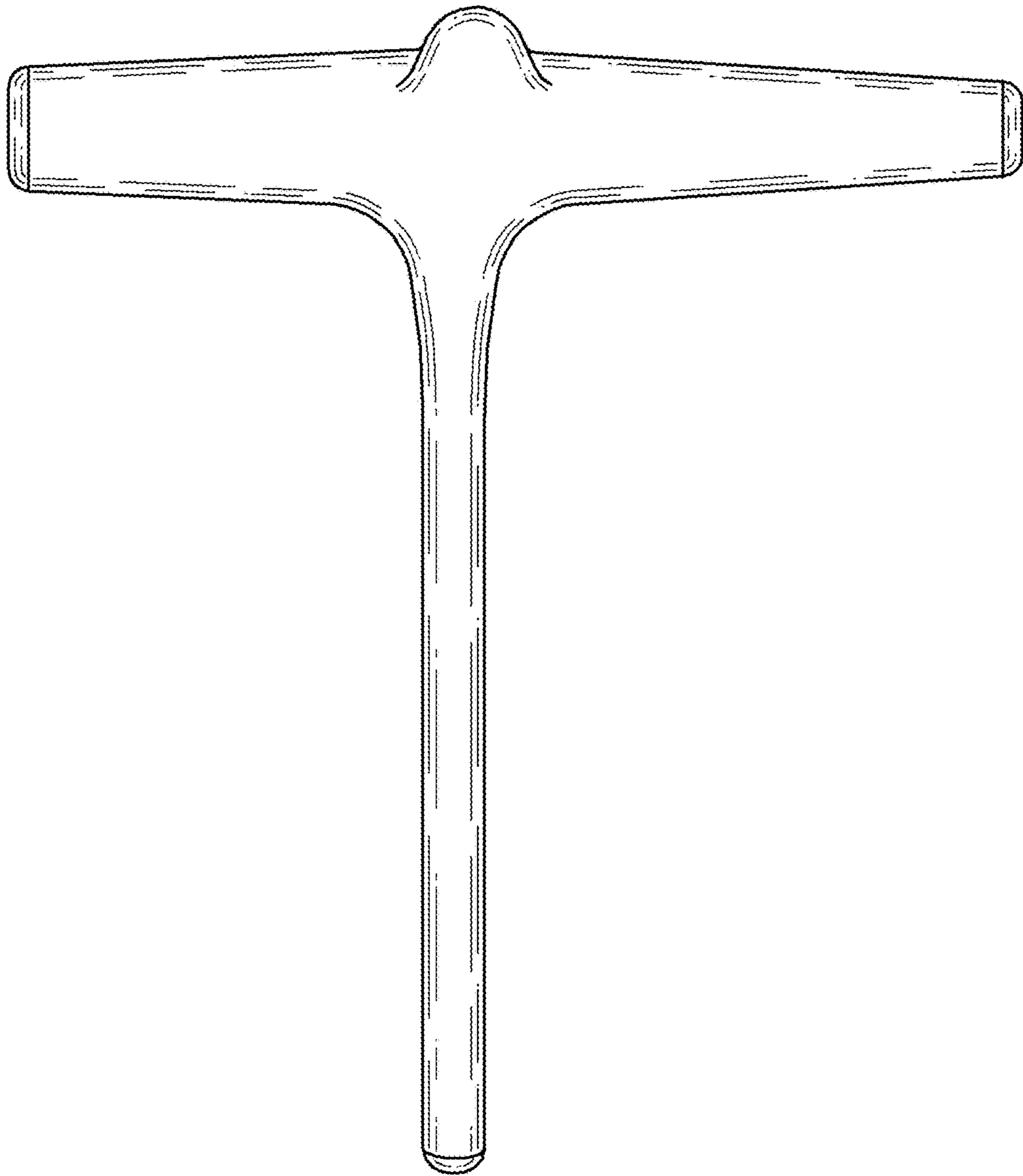


FIG. 7

