



US00D818593S

(12) **United States Design Patent**
Kile et al.

(10) **Patent No.:** **US D818,593 S**
(45) **Date of Patent:** **** May 22, 2018**

(54) **DENTAL DISPENSER**

(71) Applicant: **DENTSPLY SIRONA Inc.**, York, PA (US)

(72) Inventors: **Jeremy Kile**, York, PA (US); **Paul R. Pierson**, Camden, DE (US)

(73) Assignee: **DENTSPLY SIRONA Inc.**, York, PA (US)

(**) Term: **15 Years**

(21) Appl. No.: **29/595,620**

(22) Filed: **Mar. 1, 2017**

(51) **LOC (11) Cl.** **24-02**

(52) **U.S. Cl.**
USPC **D24/176**

(58) **Field of Classification Search**
USPC D24/176-182, 152, 112
CPC ... A61C 19/00; A61C 19/063; A61C 19/0026;
A61C 5/062; A61C 5/62; A61C 5/64;
A61C 5/66; A61C 5/68
See application file for complete search history.

(56) **References Cited**

U.S. PATENT DOCUMENTS

5,100,320 A * 3/1992 Martin A61C 5/66
433/90
8,602,260 B2 * 12/2013 Pierson A61C 9/0026
222/102

8,616,879 B2 * 12/2013 Dubey A61C 5/62
433/80
D711,542 S * 8/2014 Pierson D24/176
9,283,059 B2 * 3/2016 Pierson A61C 9/0026
2016/0278881 A1 * 9/2016 Broyles A61C 5/062

* cited by examiner

Primary Examiner — Wan Laymon

(74) *Attorney, Agent, or Firm* — Leana Levin; Douglas J. Hura; David A. Zdurne

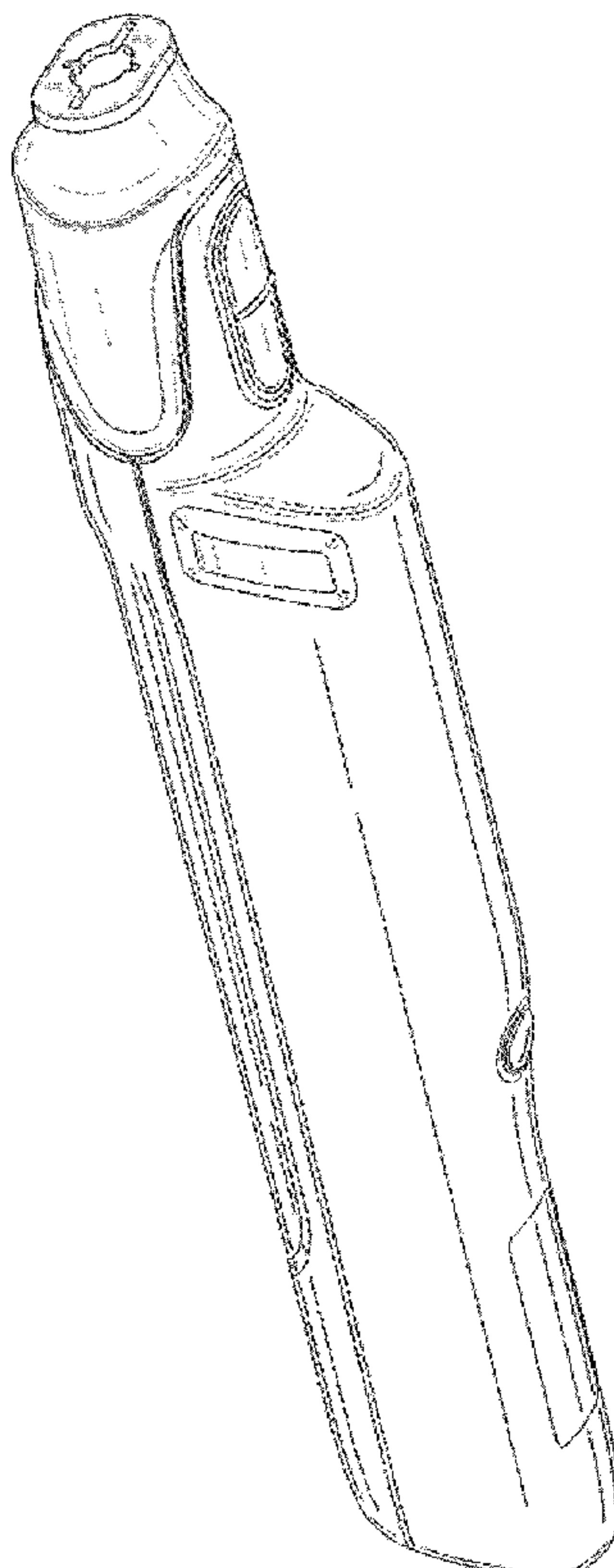
(57) **CLAIM**

The ornamental design for a dental dispenser, as shown and described.

DESCRIPTION

FIG. 1 is a perspective view of a dental dispenser showing our new design.
FIG. 2 is a front view thereof.
FIG. 3 is a rear view thereof.
FIG. 4 is a side view thereof, the opposite side being a mirror image.
FIG. 5 is a top view thereof; and,
FIG. 6 is a bottom view thereof.

1 Claim, 5 Drawing Sheets



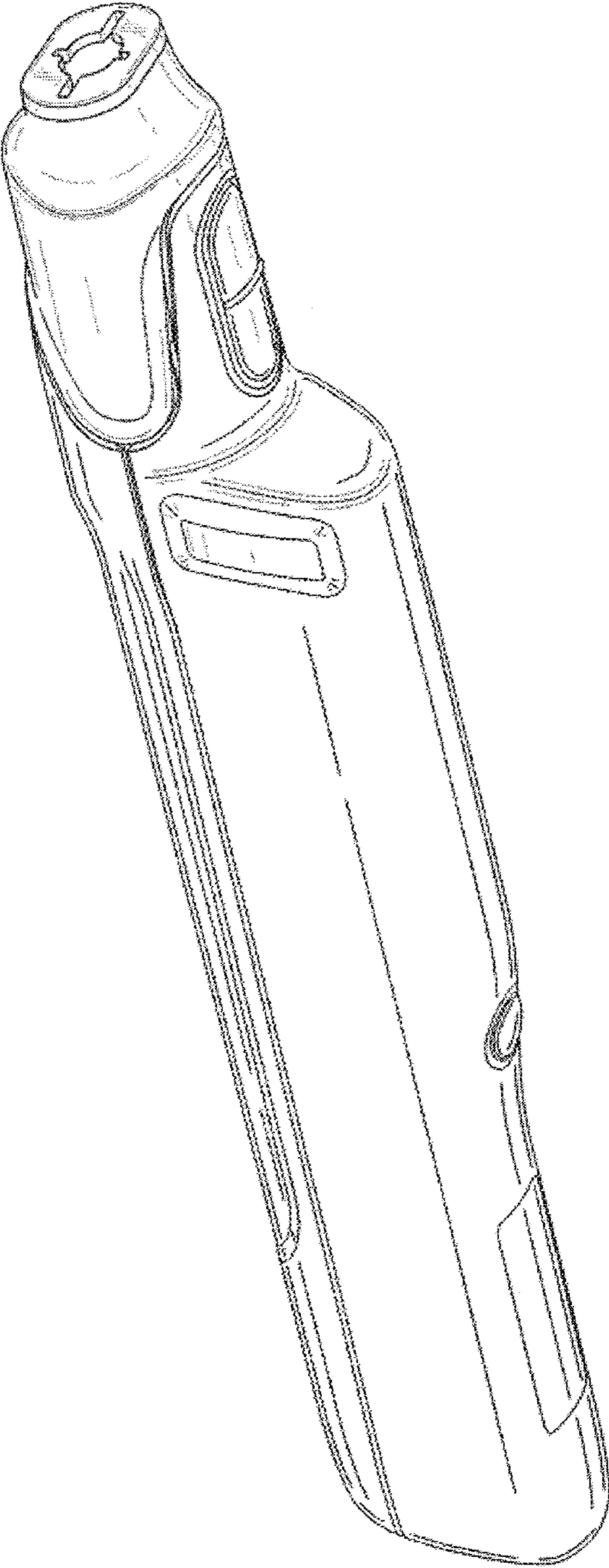


FIG. 1




FIG. 2




FIG. 3




FIG. 4

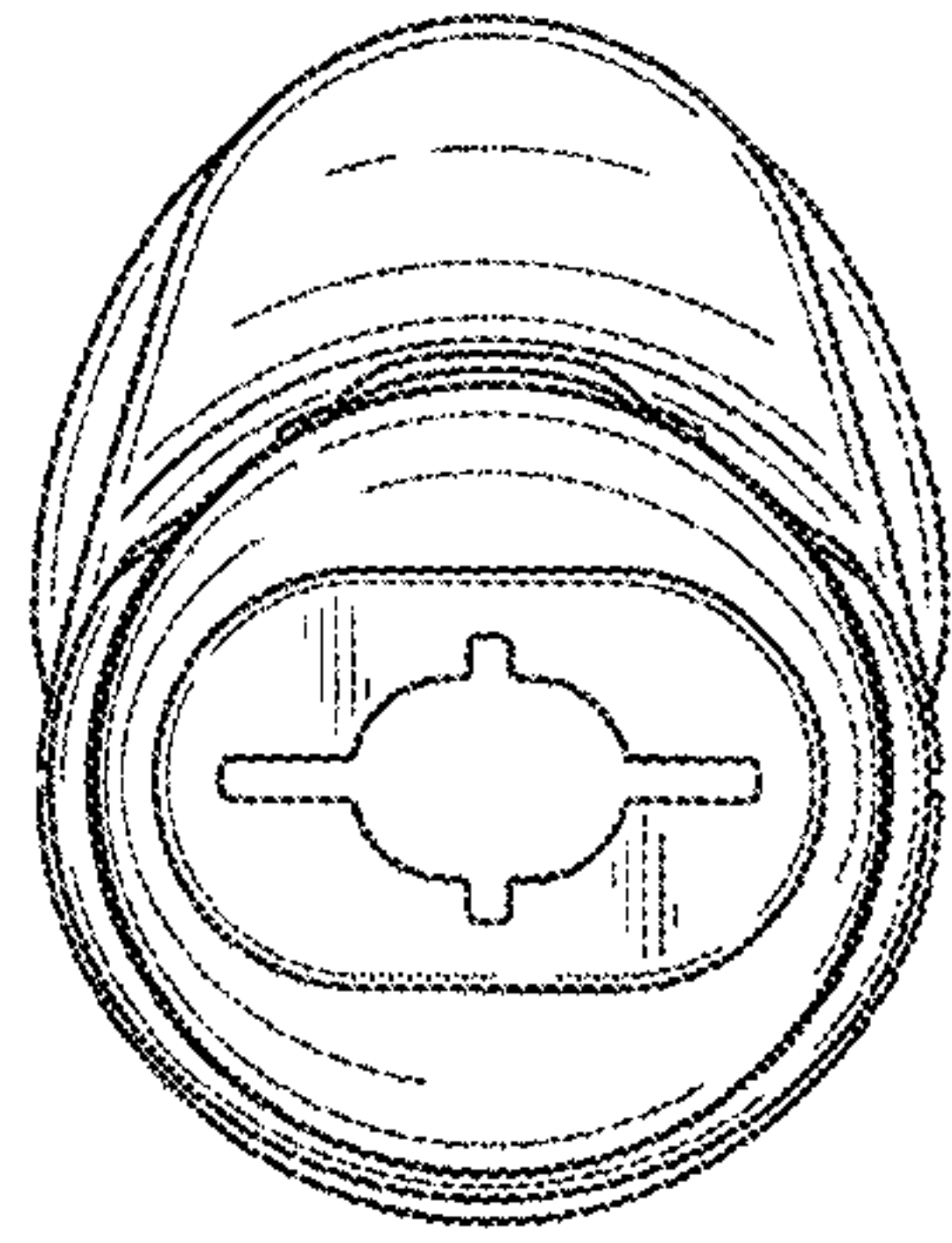


FIG. 5

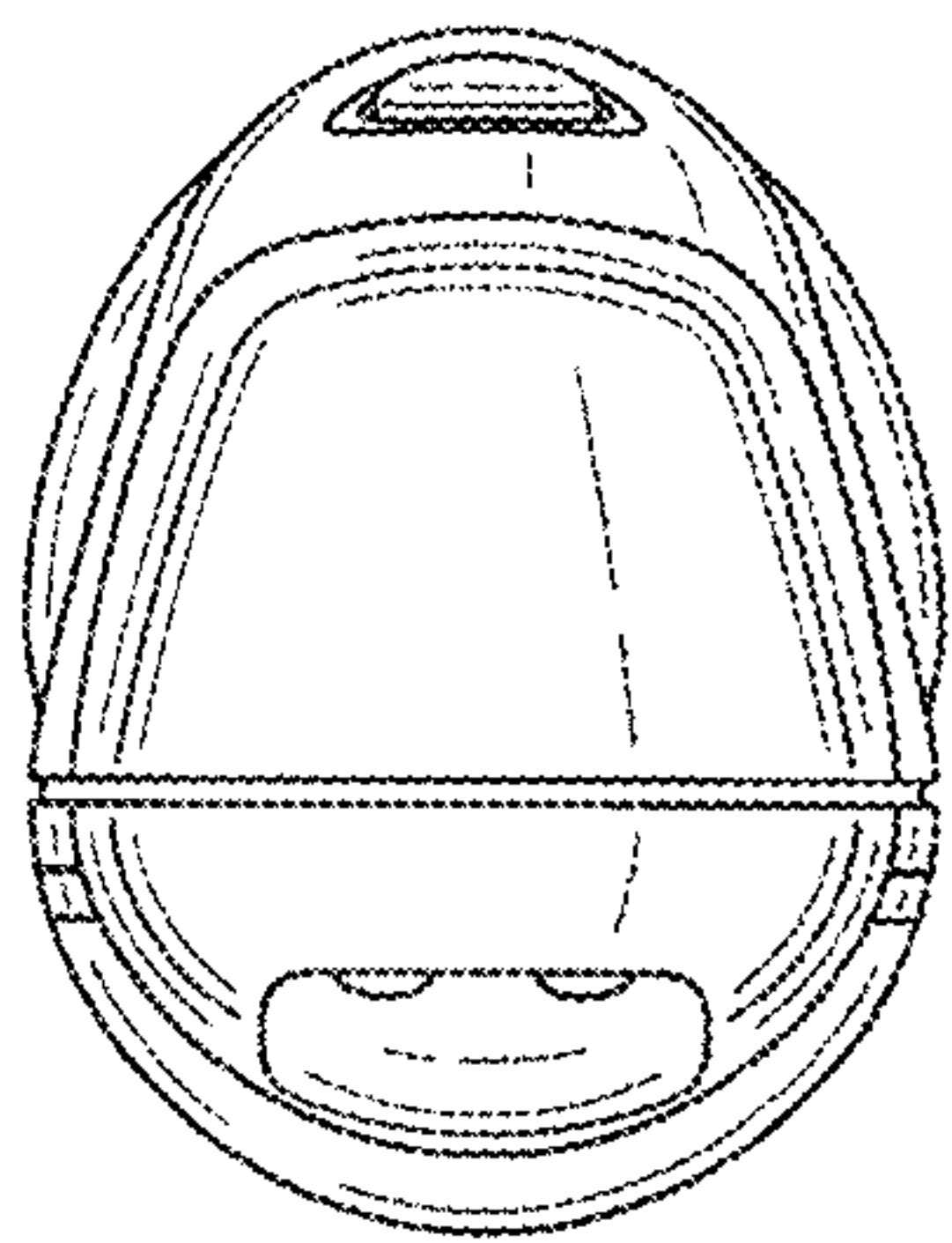


FIG. 6