



US00D818592S

(12) **United States Design Patent** (10) **Patent No.:** **US D818,592 S**  
**Moseley et al.** (45) **Date of Patent:** **\*\* May 22, 2018**

(54) **GRADUATED BONE TAP**

(71) Applicant: **Spinal Simplicity, LLC**, Overland Park, KS (US)

(72) Inventors: **Todd Moseley**, Olathe, KS (US); **Melissa Frock**, Larwill, IN (US); **Jeff Slover**, Lee's Summit, MO (US)

(73) Assignee: **Spinal Simplicity, LLC**, Overland Park, KS (US)

(\*\*) Term: **15 Years**

(21) Appl. No.: **29/566,777**

(22) Filed: **Jun. 2, 2016**

(51) **LOC (11) Cl.** ..... **24-02**

(52) **U.S. Cl.**  
USPC ..... **D24/171**

(58) **Field of Classification Search**  
USPC ..... D24/133, 140, 147, 155, 152, 171;  
D8/387  
CPC ..... B23G 5/06; A61B 17/1655  
See application file for complete search history.

(56) **References Cited**

**U.S. PATENT DOCUMENTS**

D24,855 S *	11/1895	Trapp	.....	D6/716
3,656,197 A *	4/1972	Van Vleet	.....	B23P 15/48
				470/84
6,068,632 A *	5/2000	Carchidi	.....	A61B 17/1655
				433/165
6,213,693 B1 *	4/2001	Kato	.....	B23G 5/06
				408/215
D577,121 S *	9/2008	Nishida	.....	D24/155
D599,906 S	9/2009	Petersen		
D612,500 S *	3/2010	Strobel	.....	D24/155
D630,834 S	1/2011	Cohen		
7,951,175 B2	5/2011	Chao et al.		
D665,078 S *	8/2012	Griffis, III	.....	D24/145
D692,562 S	10/2013	Hess		

9,642,611 B2 *	5/2017	Housman	.....	A61B 17/0401
2003/0125749 A1 *	7/2003	Yuan	.....	A61B 17/1655
				606/104
2007/0162018 A1 *	7/2007	Jensen	.....	A61B 17/1655
				606/326
2009/0136898 A1 *	5/2009	Kim	.....	A61B 17/1655
				433/165
2009/0291767 A1 *	11/2009	Sugano	.....	B23G 5/005
				470/198
2010/0221077 A1 *	9/2010	Nash	.....	B23G 5/06
				408/1 R
2011/0251597 A1	10/2011	Bharadwaj et al.		
2012/0150229 A1	6/2012	Hess		

**OTHER PUBLICATIONS**

Osseolink.com/products/4.0 mm Bone Tap.  
www.indiamart.com/siplex-surgical-industries/bone-taps.html Jul. 16, 2013.

\* cited by examiner

*Primary Examiner* — Sheryl Lane  
*Assistant Examiner* — Calvin E Vansant  
(74) *Attorney, Agent, or Firm* — Locke Lord LLP; Scott D. Wofsy

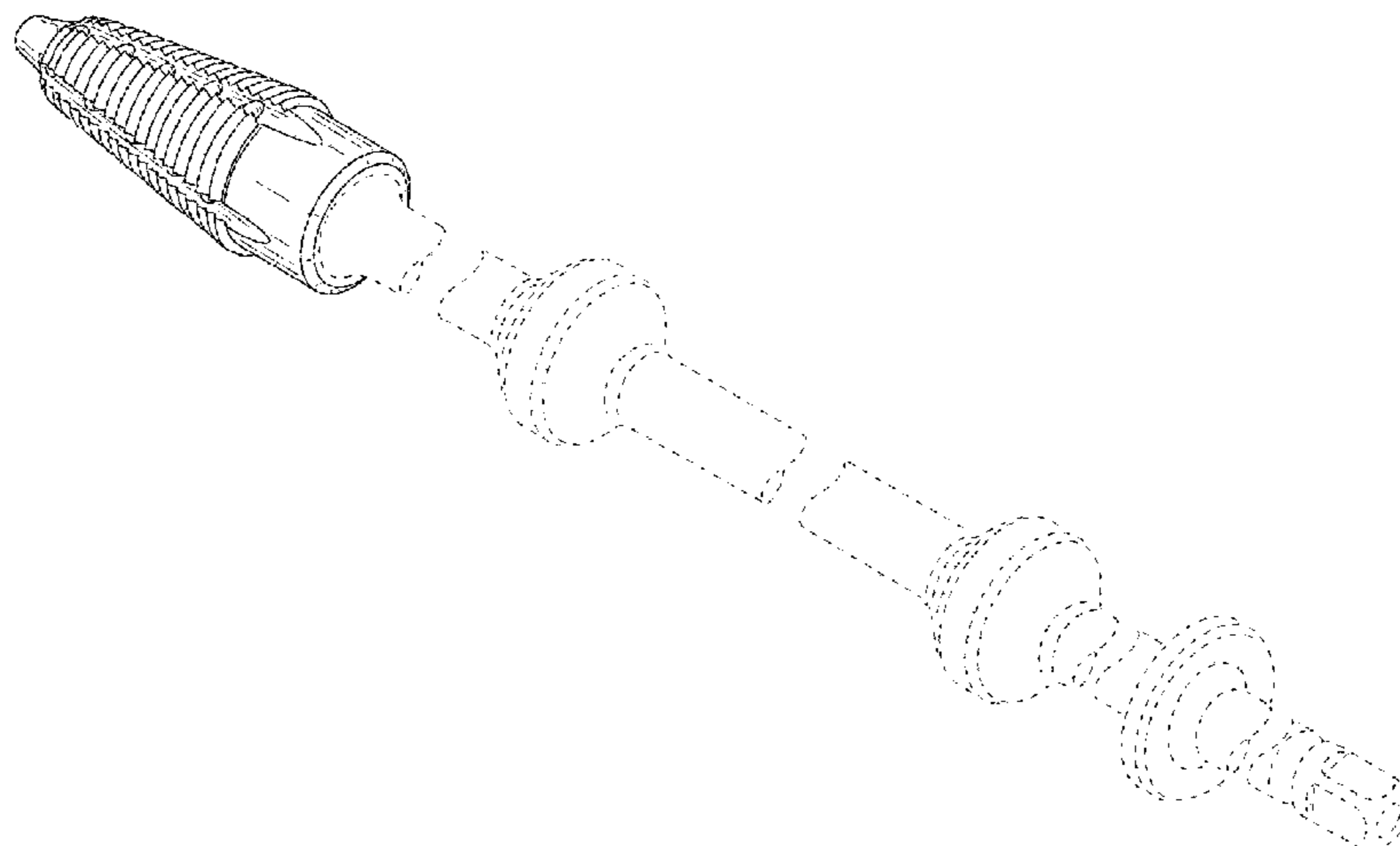
(57) **CLAIM**

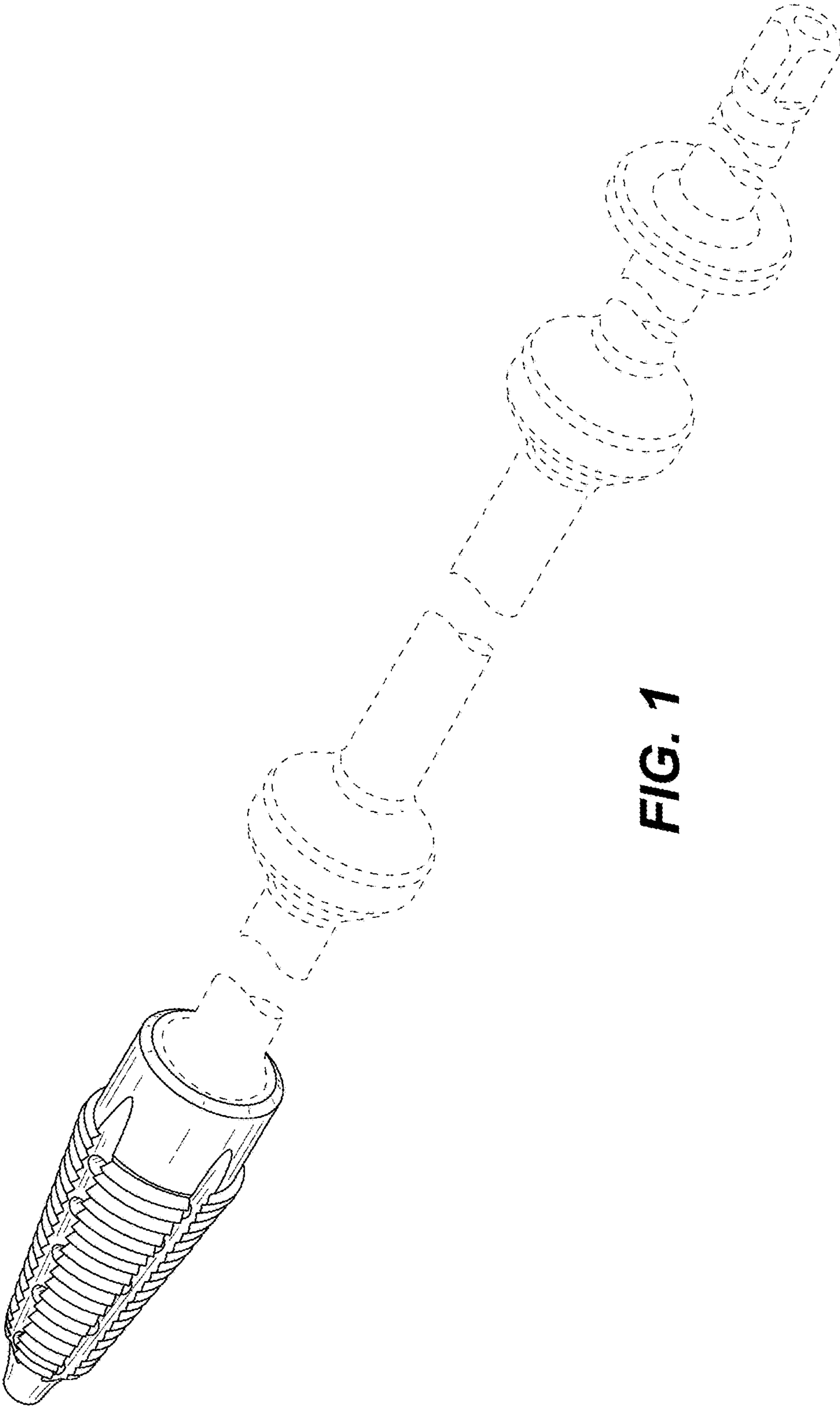
The ornamental design for a graduated bone tap, as shown and described.

**DESCRIPTION**

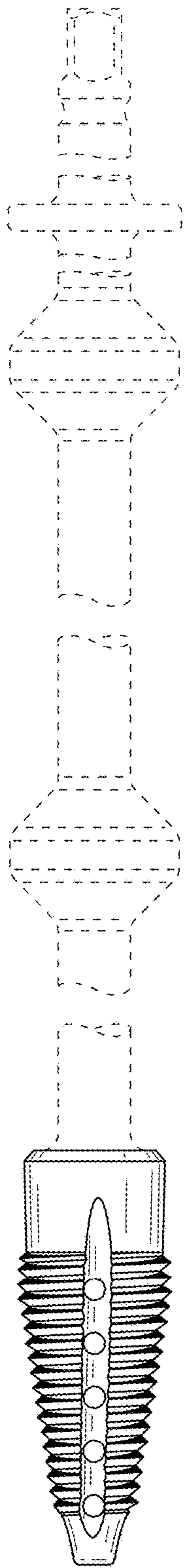
FIG. 1 is a perspective view of the graduated bone tap; FIG. 2 is a top plan view of the graduated bone tap; FIG. 3 is a side elevational view of the graduated bone tap; FIG. 4 is a front end view of the graduated bone tap; and, FIG. 5 is a rear end view of the graduated bone tap. The structural features depicted in broken lines have been shown for purposes of illustrating portions of the graduated bone tap that form no part of the claimed design.

**1 Claim, 2 Drawing Sheets**

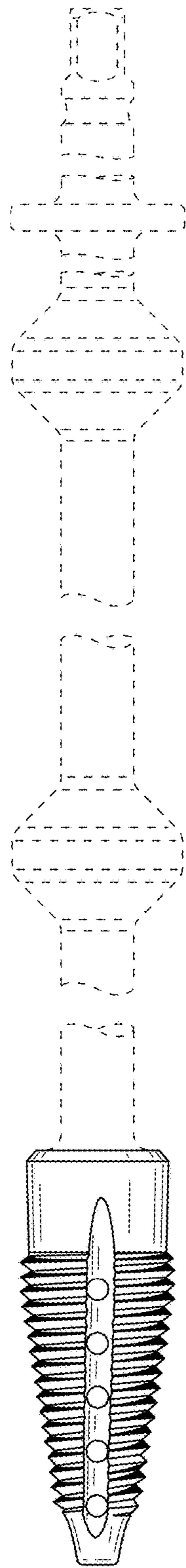




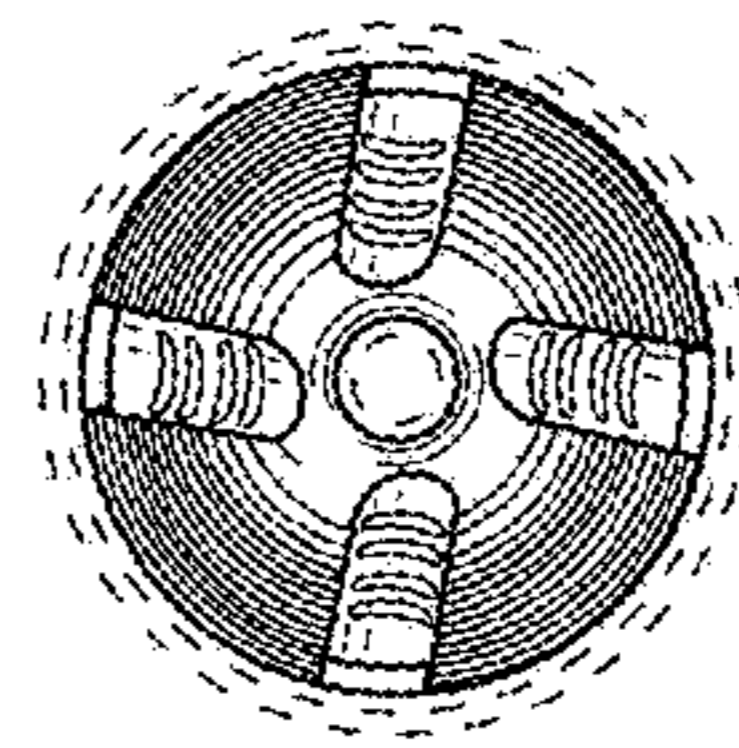
**FIG. 1**



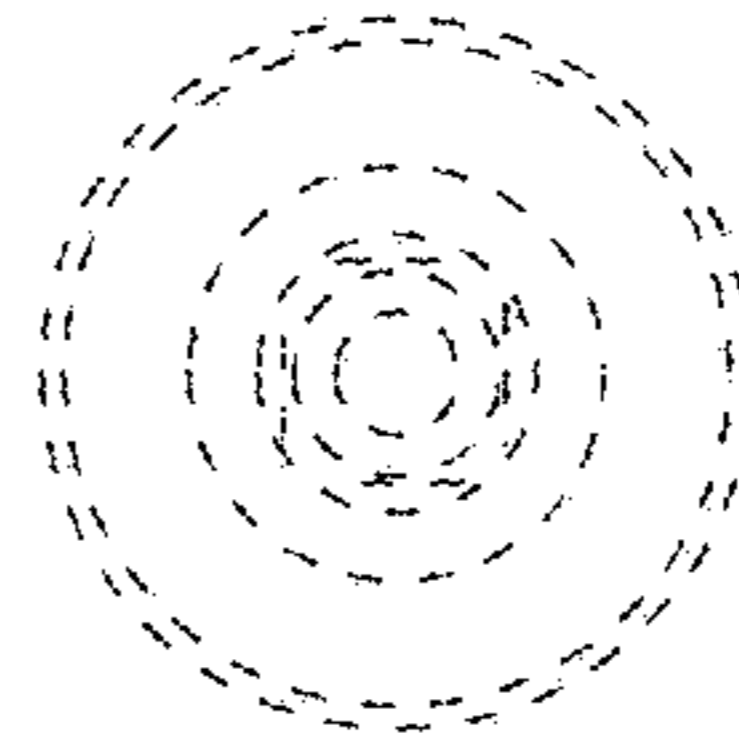
**FIG. 2**



**FIG. 3**



**FIG. 4**



**FIG. 5**