



US00D818587S

(12) **United States Design Patent** (10) **Patent No.:** **US D818,587 S**
Shang et al. (45) **Date of Patent:** **** May 22, 2018**

(54) **AUTOMATIC INJECTION DEVICE**
(71) Applicant: **AbbVie Inc.**, North Chicago, IL (US)
(72) Inventors: **Sherwin Shang**, Vernon Hills, IL (US); **Eduard Tsvirko**, Arlington Heights, IL (US); **Edwin Chim**, Vernon Hills, IL (US); **Shubha Chethan Somashekar**, Waukegan, IL (US); **Esra Ozdaryal**, Deerfield, IL (US); **Joseph F. Julian**, Libertyville, IL (US); **Chuan Li**, Deerfield, IL (US)

5,085,642 A 2/1992 Sarnoff et al.
D324,423 S 3/1992 Ahlstrand et al.
5,092,843 A 3/1992 Monroe et al.
5,102,393 A 4/1992 Sarnoff et al.
(Continued)

FOREIGN PATENT DOCUMENTS

CN 1774274 A 5/2006
CN 101479001 A 7/2009
(Continued)

OTHER PUBLICATIONS

Examination Report issued in New Zealand Patent Application No. 622510, dated Nov. 21, 2014.
Extended European Search Report issued in European Patent Application No. 15178649.8, dated Oct. 28, 2015.
(Continued)

(73) Assignee: **AbbeVie Inc.**, North Chicago, IL (US)
(**) Term: **15 Years**
(21) Appl. No.: **29/559,525**
(22) Filed: **Mar. 29, 2016**
(51) **LOC (11) Cl.** **24-02**
(52) **U.S. Cl.**
USPC **D24/146**
(58) **Field of Classification Search**
USPC D24/112-114, 127, 130, 133; 604/189, 604/131, 187, 181, 184, 185, 192, 197, 604/198, 227, 232, 263; D8/107
CPC .. A61M 5/20; A61M 5/2033; A61M 5/31501; A61M 2005/2006; A61M 2005/3126; A61M 2205/583; A61M 2205/60; A61M 2205/584; F04C 2270/041
See application file for complete search history.

Primary Examiner — Garth Rademaker
Assistant Examiner — Samantha Q Lawrence
(74) *Attorney, Agent, or Firm* — **McCarter & English, LLP**; David R. Burns

(57) **CLAIM**

The ornamental design for an automatic injection device, as shown and described.

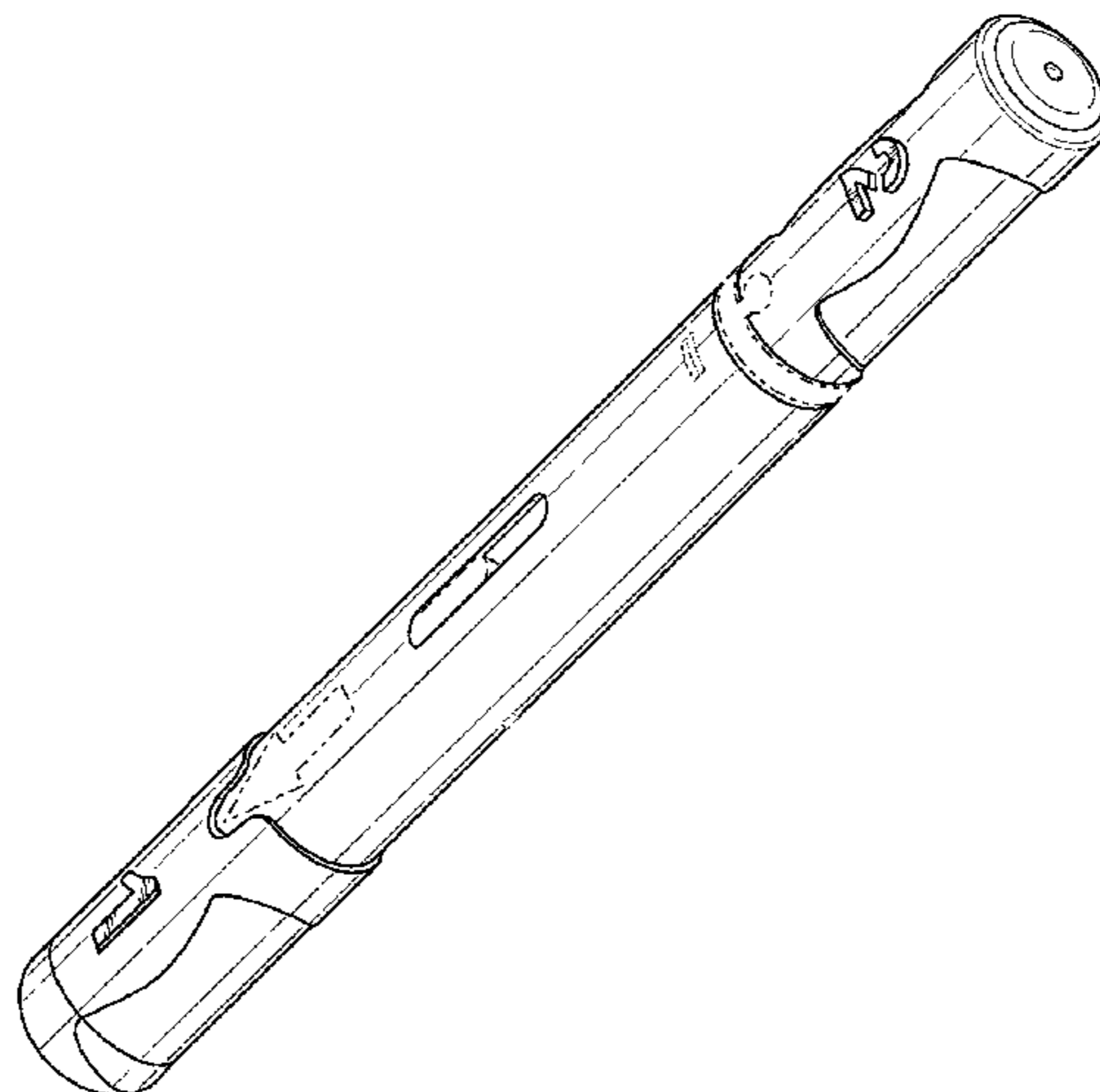
DESCRIPTION

FIG. 1 is a front perspective view of an automatic injection device;
FIG. 2 is a front elevation view thereof, the rear elevation view being identical to the front elevation view;
FIG. 3 is a left side elevation view thereof, the right side being identical to the left side;
FIG. 4 is a top plan view thereof; and,
FIG. 5 is a bottom plan view thereof.
The broken lines shown in FIGS. 1-5 illustrate portions of the automatic injection device that form no part of the claimed design.

1 Claim, 2 Drawing Sheets

(56) **References Cited**
U.S. PATENT DOCUMENTS

3,910,260 A 10/1975 Sarnoff et al.
3,941,130 A 3/1976 Tibbs
4,004,577 A 1/1977 Sarnoff
4,261,358 A 4/1981 Vargas et al.
4,689,042 A 8/1987 Sarnoff et al.
4,755,169 A 7/1988 Sarnoff et al.
4,795,433 A 1/1989 Sarnoff
4,936,833 A 6/1990 Sams



(56)

References Cited

U.S. PATENT DOCUMENTS

5,267,963 A 12/1993 Bachynsky
5,320,609 A 6/1994 Haber et al.
5,674,204 A 10/1997 Chanoch
5,921,966 A 7/1999 Bendek et al.
D428,651 S * 7/2000 Andersson D24/112
D429,814 S * 8/2000 Lorwald D24/140
6,149,626 A 11/2000 Bachynsky et al.
6,270,479 B1 8/2001 Bergens et al.
6,371,939 B2 4/2002 Bergens et al.
D493,532 S * 7/2004 Levaughn D24/146
6,805,686 B1 10/2004 Fathallah et al.
7,229,432 B2 6/2007 Marshall et al.
7,235,056 B2 6/2007 Duchon et al.
D550,363 S 9/2007 Hannant et al.
D619,244 S 7/2010 Van der Stappen
D622,374 S 8/2010 Julian et al.
D623,732 S 9/2010 Brady et al.
D627,061 S 11/2010 Van der Stappen
D629,509 S 12/2010 Julian et al.
7,938,802 B2 5/2011 Bicknell et al.
D648,024 S * 11/2011 Harkin D24/146
8,162,887 B2 4/2012 Bicknell et al.
8,298,194 B2 10/2012 Moller
D696,773 S 12/2013 Schneider et al.
D696,774 S 12/2013 Guarraia et al.
8,608,709 B2 12/2013 Moller et al.
8,636,704 B2 * 1/2014 Shang A61M 5/2033
604/187
8,679,061 B2 * 3/2014 Julian A61M 5/2033
604/135
8,758,301 B2 * 6/2014 Shang A61M 5/2033
604/135
D714,932 S 10/2014 Hall et al.
8,915,889 B2 * 12/2014 Cox A61M 5/31593
604/110
8,992,476 B2 * 3/2015 Shang A61M 5/20
604/131
D728,782 S 5/2015 Dubuc et al.
9,072,833 B2 * 7/2015 Jennings A61M 5/2033
9,119,920 B2 * 9/2015 Cowe A61M 5/2033
9,192,727 B2 11/2015 Moller et al.
9,220,660 B2 * 12/2015 Sund A61M 5/30
D757,254 S 5/2016 Wohlfahrt et al.
D758,567 S 6/2016 Wohlfahrt et al.
D758,568 S 6/2016 Wohlfahrt et al.
D758,569 S 6/2016 Wohlfahrt et al.
D758,570 S 6/2016 Wohlfahrt et al.
D758,571 S 6/2016 Geert-Jensen et al.
9,408,973 B2 8/2016 Shang et al.
9,443,445 B2 * 9/2016 Laurusonis G09B 23/285
9,592,347 B2 3/2017 Nzike et al.
9,597,460 B2 * 3/2017 Saiki A61M 5/31551
2007/0142776 A9 * 6/2007 Kovelman A61M 5/158
604/136
2008/0009806 A1 1/2008 Chang
2008/0086092 A1 4/2008 Loe
2009/0259194 A1 10/2009 Pinedjian et al.
2010/0016795 A1 1/2010 McLoughlin
2010/0160894 A1 6/2010 Julian et al.
2010/0305512 A1 12/2010 Guillermo et al.
2011/0054414 A1 3/2011 Shang et al.
2011/0178500 A1 7/2011 Shang et al.
2011/0184351 A1 7/2011 Holmqvist
2011/0295215 A1 12/2011 Nielsen et al.
2012/0123350 A1 5/2012 Giambattista et al.
2012/0197209 A1 8/2012 Bicknell et al.
2013/0060231 A1 3/2013 Adlon et al.
2013/0079718 A1 3/2013 Shang et al.
2013/0079725 A1 3/2013 Shang
2013/0211330 A1 8/2013 Pedersen et al.
2013/0236872 A1 9/2013 Laurusonis et al.
2013/0338593 A1 12/2013 Wozencroft
2014/0207073 A1 7/2014 Shang et al.

2015/0012026 A1 1/2015 Klein et al.
2015/0080811 A1 3/2015 Wieselblad
2015/0224259 A1 8/2015 Giambattista et al.
2015/0314073 A1 11/2015 Shang et al.
2016/0151586 A1 6/2016 Kemp
2016/0175528 A1 6/2016 Marshall et al.
2016/0263325 A1 9/2016 Huthmacher et al.
2016/0287803 A1 10/2016 Blancke et al.

FOREIGN PATENT DOCUMENTS

CN 101484199 A 7/2009
CN 102170929 A 8/2011
WO 03/013632 A2 2/2003
WO 2005/046765 A3 8/2005
WO 2006/000785 A1 1/2006
WO 2006/076921 A1 7/2006
WO 2008/005315 A2 1/2008
WO 2008/036935 A2 3/2008
WO 2010/037828 A1 4/2010
WO 2011/075524 A1 6/2011
WO 2011/109205 A2 9/2011
WO 2012/056401 A1 5/2012

OTHER PUBLICATIONS

Final Examination Report in Singapore Patent Application No. 11201400796T, dated Jan. 8, 2016.
Final Examination Report in Singapore Patent Application No. 11201400910P, dated Feb. 19, 2016.
First Office Action issued in Chinese Patent Application No. 201280057172.1, dated Sep. 25, 2015.
International Preliminary Report on Patentability for PCT/US/2012/056744, dated Mar. 25, 2014.
International Preliminary Report on Patentability for PCT/US/2012/056750, dated Mar. 25, 2014.
International Preliminary Report on Patentability for PCT/US/2012/056756, dated Mar. 25, 2014.
International Search Report and Written Opinion for PCT/US/2012/056744, dated Dec. 6, 2012.
International Search Report and Written Opinion for PCT/US/2012/056750, dated Dec. 6, 2012.
International Search Report and Written Opinion for PCT/US/2012/056756, dated Dec. 6, 2012.
Office Action issued in Chinese Patent Application No. 201280057179.3, dated Sep. 2, 2015.
Patent Examination Report No. in Australian Patent Application No. 2012312052, dated May 24, 2016.
Second Office Action issued in Chinese Patent Application No. 201280057172.1, dated Jun. 3, 2016.
Written Opinion issued in Singapore Application No. 11201400796T, dated Apr. 7, 2015.
Written Opinion issued in Singapore Application No. 11201400908Q, dated Oct. 13, 2015.
Written Opinion issued in Singapore Application No. 11201400910P, dated Aug. 14, 2015.
Abbott, Abbott Receives FDA Approval for New Humira® Delivery Device, HUMIRA Pen Offers Patients Easier, Less Painful Way to Self-Administer Medicine. Press Release, dated Jun. 26, 2006. 6 pages.
Official Decision of Grant in Russian Patent Application No. 2014115981, dated Mar. 21, 2017.
Notice of References Cited issued in U.S. Appl. No. 29/550,433, dated Sep. 21, 2017.
U.S. Appl. No. 13/624,818, U.S. Pat. No. 9,408,973, Granted.
U.S. Appl. No. 13/624,838, U.S. Pat. No. 8,992,476, Granted.
U.S. Appl. No. 14/673,463, U.S. Publication No. US-2015-0314073, Allowed.
U.S. Appl. No. 14/220,782, U.S. Publication No. US-2015-0314073, Published.
U.S. Appl. No. 29/550,433, Pending.

* cited by examiner

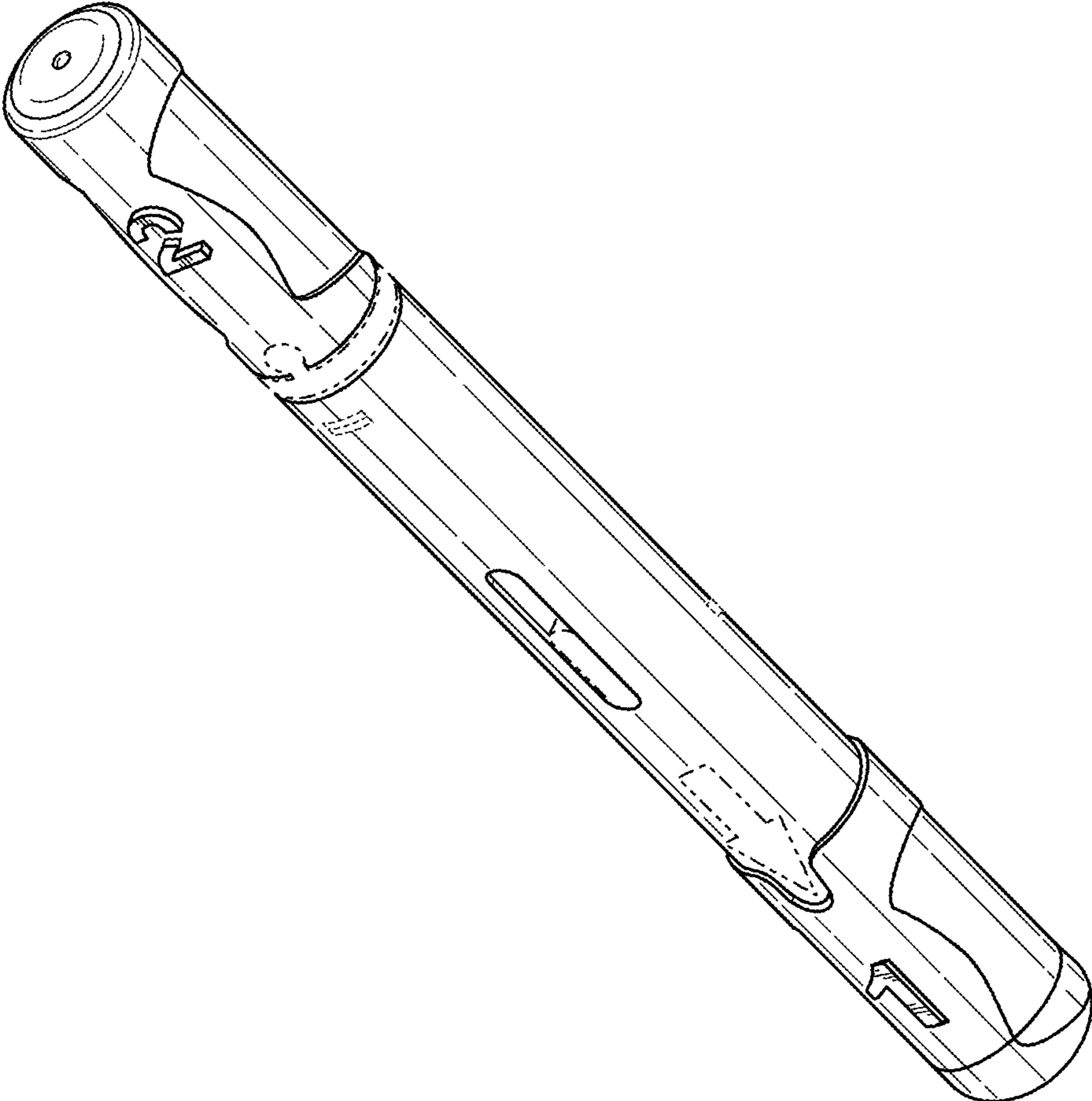


FIG. 1

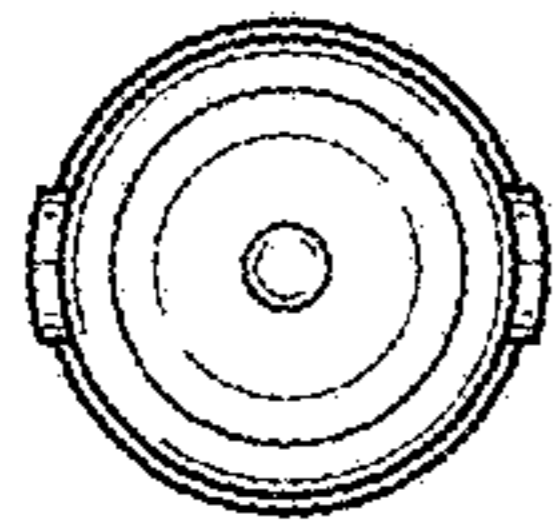


FIG. 4

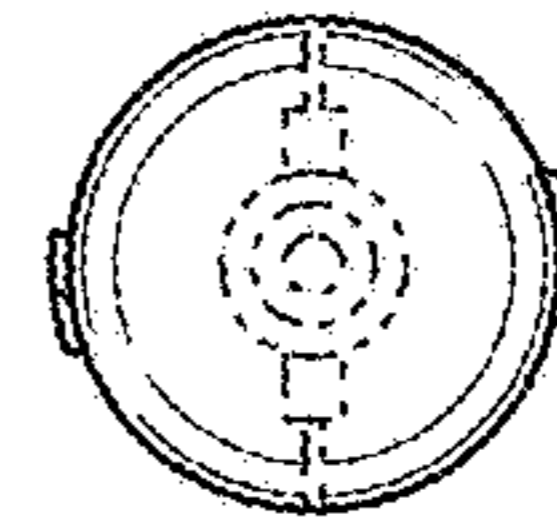


FIG. 5




FIG. 3

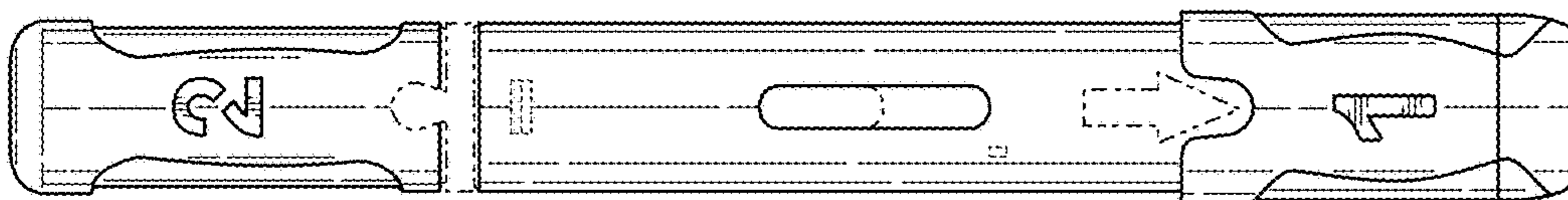


FIG. 2