



US00D818585S

(12) **United States Design Patent** (10) **Patent No.:** **US D818,585 S**
Anderson et al. (45) **Date of Patent:** **** May 22, 2018**

(54) **SUTURING DEVICE**
(71) Applicant: **Dura Tap LLC**, Wayne, PA (US)
(72) Inventors: **David Greg Anderson**, Moorestown, NJ (US); **Mark F. Kurd**, Bryn Mawr, PA (US); **Jay Tapper**, Wayne, PA (US); **Jens Johnson**, Austin, TX (US)
(73) Assignee: **Dura Tap LLC**, Wayne, PA (US)
(**) Term: **15 Years**
(21) Appl. No.: **29/595,003**
(22) Filed: **Feb. 24, 2017**
(51) **LOC (11) Cl.** **24-02**
(52) **U.S. Cl.**
USPC **D24/145**
(58) **Field of Classification Search**
USPC D24/145-147, 133
CPC A61B 17/0469; A61B 17/0483; A61B 17/0482; A61B 17/06166; A61B 2017/2929; A61B 2017/06176
See application file for complete search history.

2004/0127915 A1* 7/2004 Fleenor A61B 17/0469 606/144
2007/0049966 A1* 3/2007 Bonadio A61B 17/00234 606/206
2016/0317144 A1* 11/2016 Popovici A61B 17/0469
2017/0020514 A1* 1/2017 Paulk A61B 17/0469
2017/0143331 A1* 5/2017 Kurd A61B 17/0469

* cited by examiner
Primary Examiner — Wan Laymon
(74) *Attorney, Agent, or Firm* — Rankin, Hill & Clark LLP

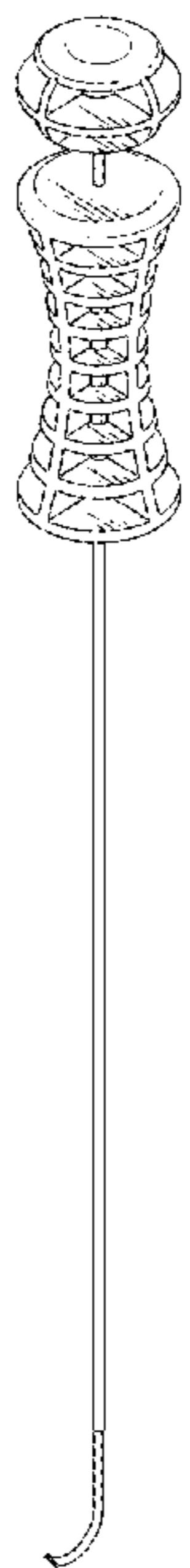
(57) **CLAIM**
The ornamental design for a suturing device, as shown and described.

DESCRIPTION

FIG. 1 is a perspective view of a suturing device; FIG. 2 is a right side view thereof; FIG. 3 is a left side view thereof; FIG. 4 is a front view thereof; FIG. 5 is a rear view thereof; FIG. 6 is a top view thereof; and FIG. 7 is a bottom view thereof; FIG. 8 is a perspective view of another embodiment of the suturing device; FIG. 9 is a right side view thereof; FIG. 10 is a left side view thereof; FIG. 11 is a front view thereof; FIG. 12 is a rear view thereof; FIG. 13 is a top view thereof; and, FIG. 14 is a bottom view thereof.
The broken away symbols in FIGS. 8-12 indicate the appearance of any portion of the article between the break lines forms no part of the claimed design.

1 Claim, 6 Drawing Sheets

(56) **References Cited**
U.S. PATENT DOCUMENTS
5,104,381 A * 4/1992 Gresl A61B 17/3496 604/158
D342,995 S * 1/1994 Simmons D24/112
5,364,410 A * 11/1994 Failla A61B 17/0469 606/135
D708,741 S * 7/2014 Harrison D24/145
8,974,494 B2 * 3/2015 Paulk A61B 17/0469 606/104
D737,971 S * 9/2015 Wagner D24/145
9,622,741 B2 * 4/2017 Levine A61B 17/0482



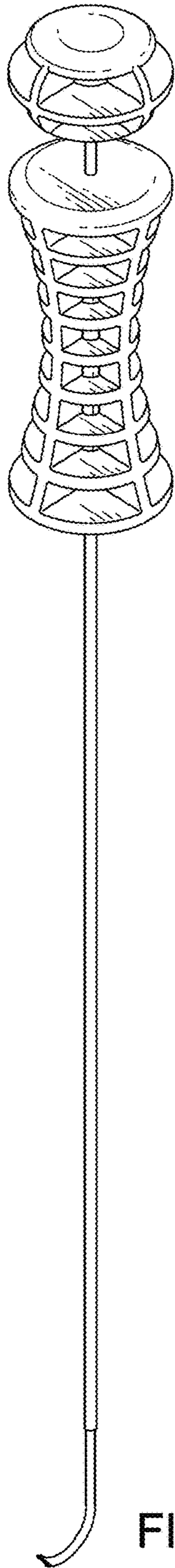


FIG. 1

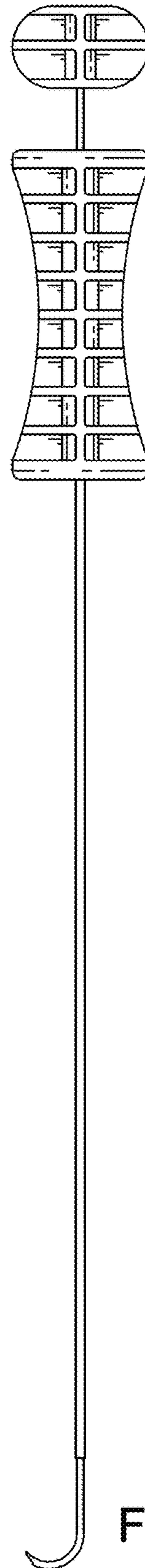


FIG. 2

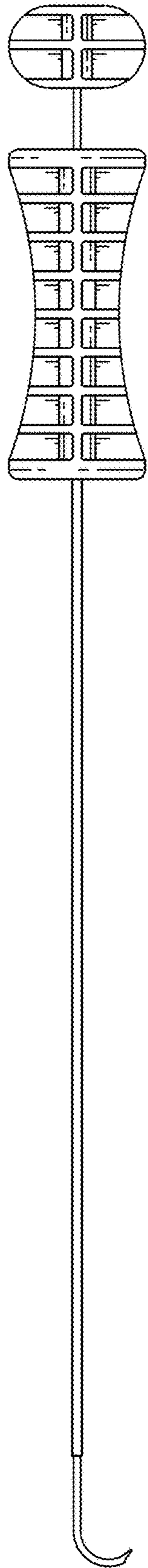


FIG. 3

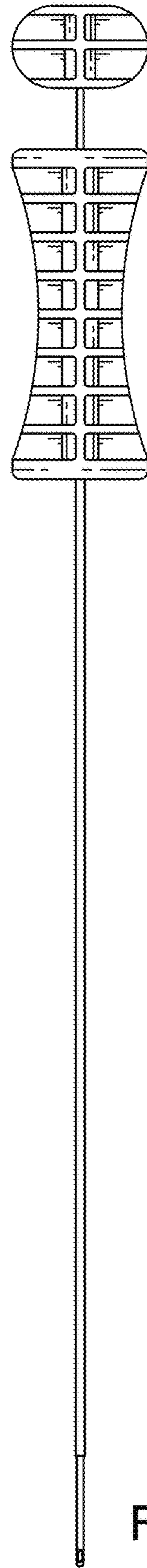


FIG. 4

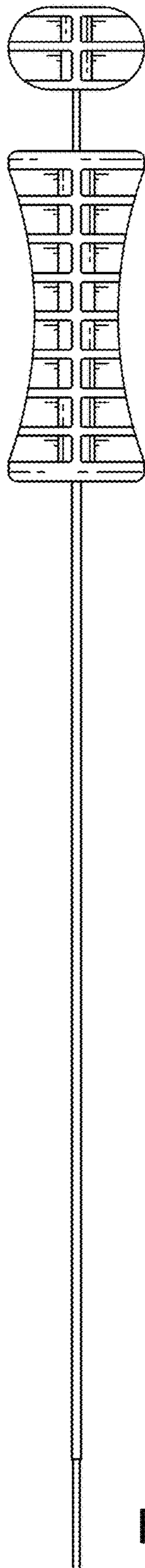


FIG. 5

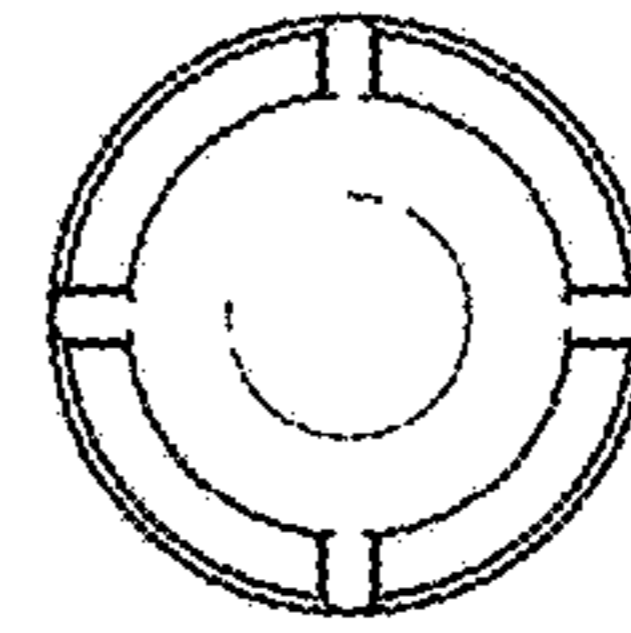


FIG. 6

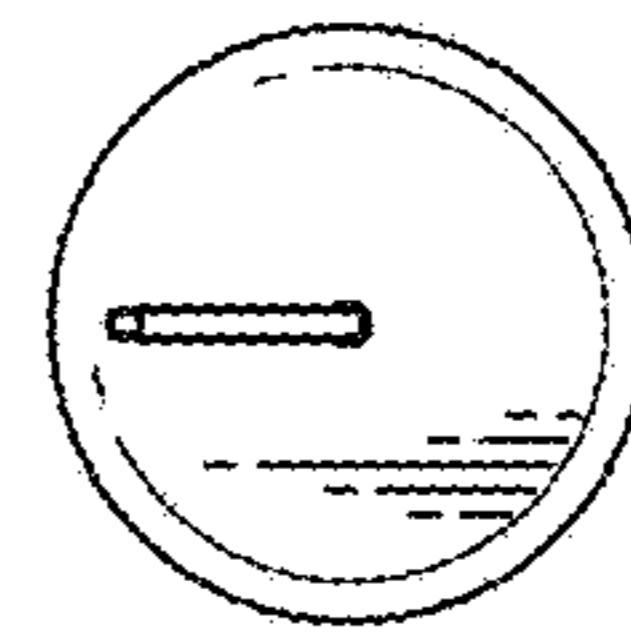


FIG. 7

4/6




FIG. 8

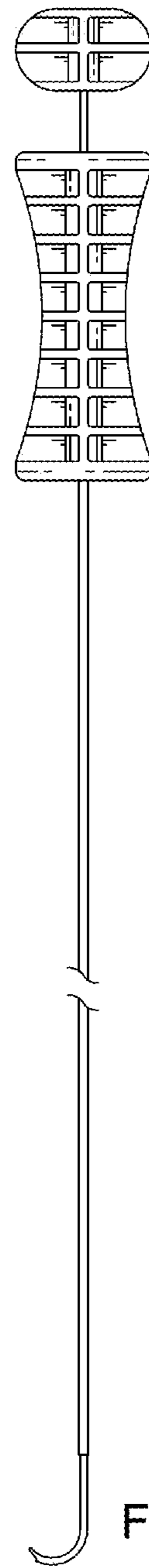


FIG. 9

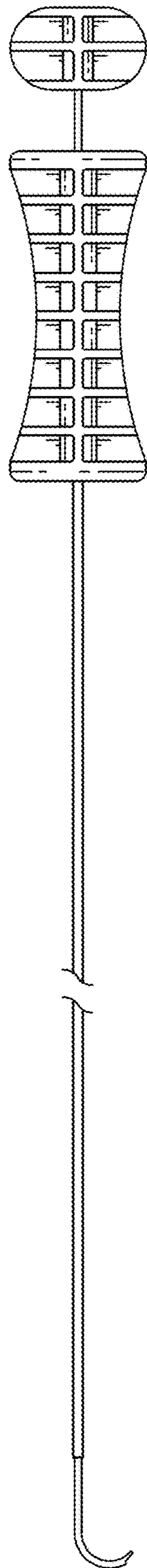


FIG. 10




FIG. 11

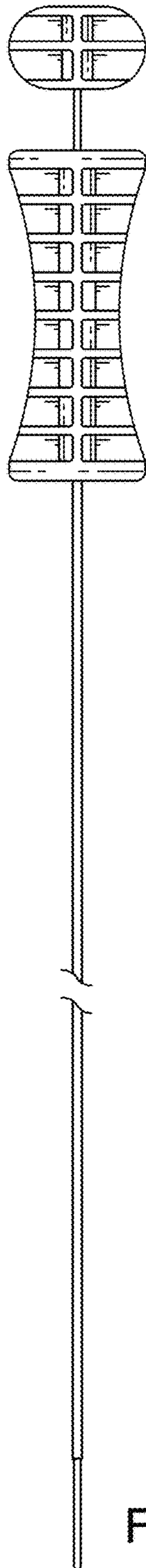


FIG. 12

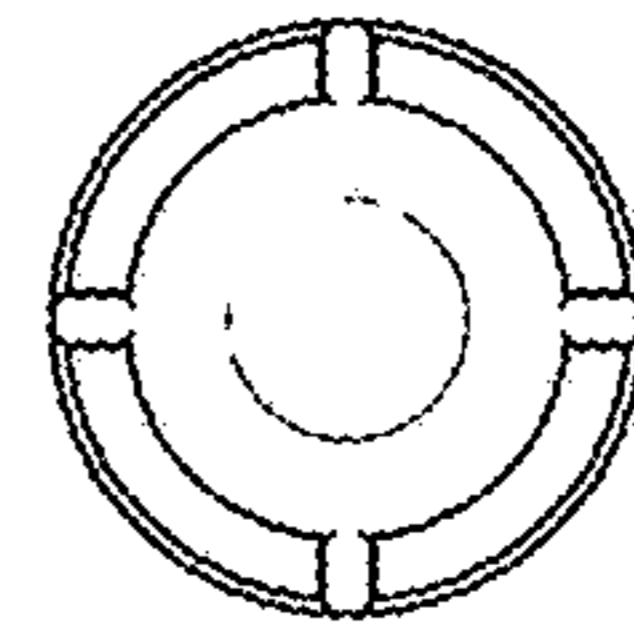


FIG. 13

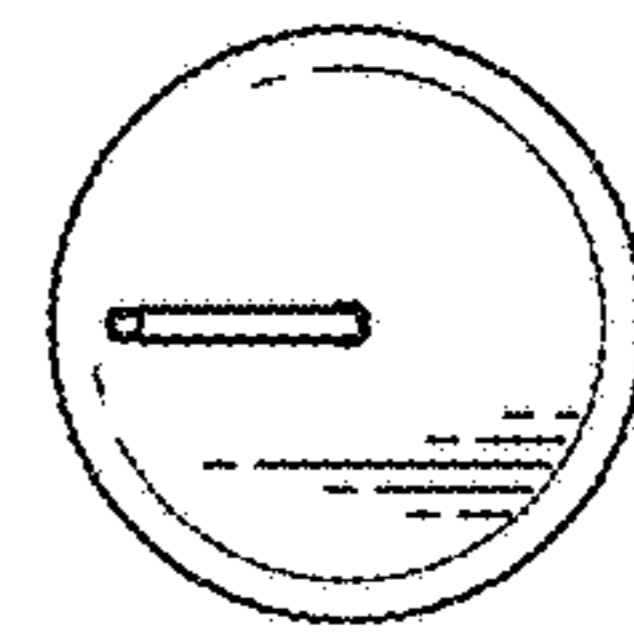


FIG. 14