



US00D818582S

(12) **United States Design Patent** (10) **Patent No.:** **US D818,582 S**
Bow (45) **Date of Patent:** **** May 22, 2018**

(54) **CONNECTOR**

(71) Applicant: **Medline Industries, Inc.**, Northfield, IL (US)

(72) Inventor: **Clark F. Bow**, Dandridge, TN (US)

(73) Assignee: **Medline Industries, Inc.**, Northfield, IL (US)

(**) Term: **15 Years**

(21) Appl. No.: **29/614,609**

(22) Filed: **Aug. 21, 2017**

Related U.S. Application Data

(60) Continuation of application No. 29/583,730, filed on Nov. 8, 2016, now Pat. No. Des. 795,422, which is a (Continued)

(51) **LOC (11) Cl.** **24-02**

(52) **U.S. Cl.**
USPC **D24/129**

(58) **Field of Classification Search**
USPC D24/129, 112-114, 133, 130, 127;
606/181, 185; 604/164.01-164.09, 533,
(Continued)

(56) **References Cited**

U.S. PATENT DOCUMENTS

D260,810 S 9/1981 Cleveland
D315,788 S 3/1991 Towsley
(Continued)

OTHER PUBLICATIONS

“24-Hour Suction Systems with CHG and Thumb Port Tool,” Sage Products Inc., <http://www.sageproducts.com/products/oral-hygiene/qcarewchg.cfm>, product presently believed to have been publicly available since at least before Sep. 29, 2011; 5 pages.

(Continued)

Primary Examiner — David Muller

(74) *Attorney, Agent, or Firm* — Fitch, Even, Tabin & Flannery LLP

(57) **CLAIM**

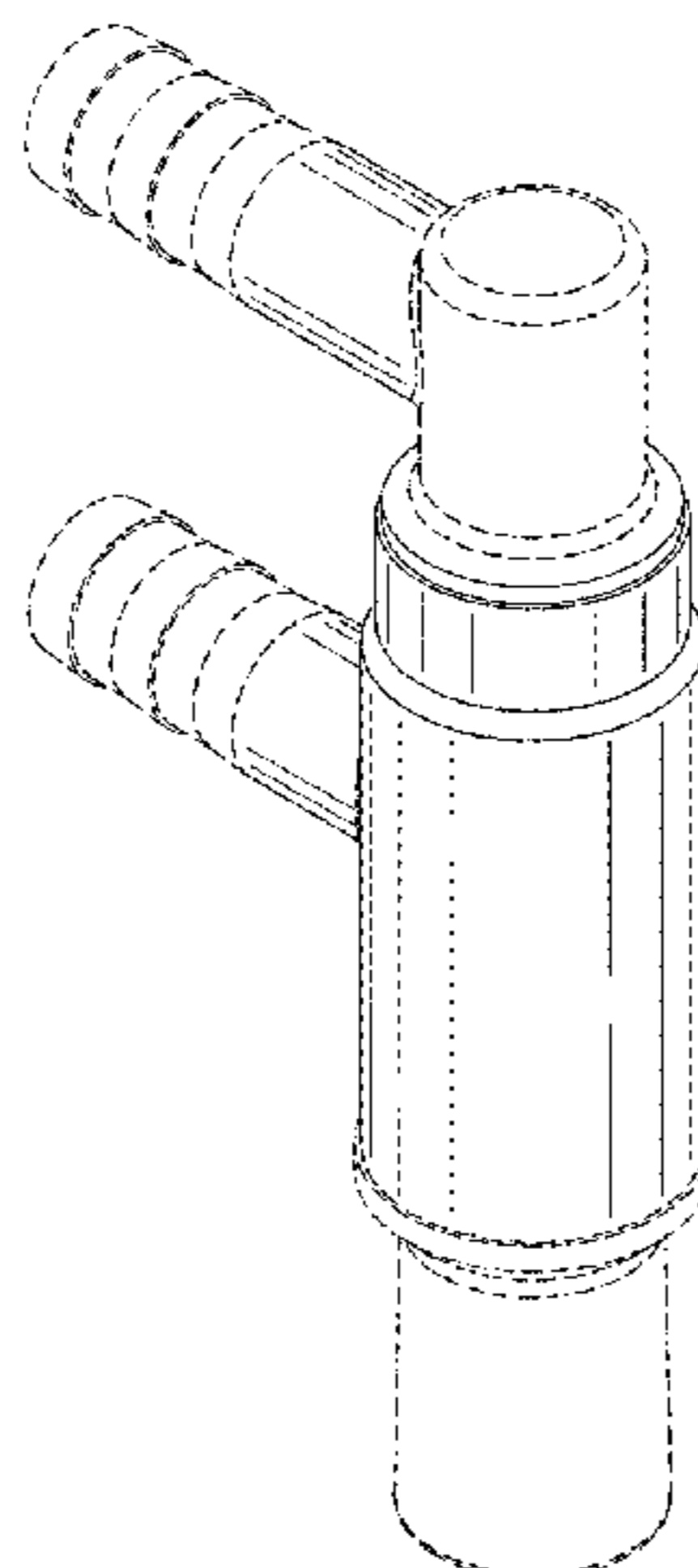
I claim the ornamental design for a connector, as shown and described.

DESCRIPTION

FIG. 1 is a first perspective view of an ornamental design for a connector in a first position;
FIG. 2 is a second perspective view of the connector in a first position;
FIG. 3 is a front plan view of the connector in a first position;
FIG. 4 is a rear plan view of the connector in a first position;
FIG. 5 is a right side elevational view of the connector in a first position;
FIG. 6 is a left side elevational view of the connector in a first position;
FIG. 7 is a top plan view of the connector in a first position;
FIG. 8 is a bottom plan view of the connector in a first position;
FIG. 9 is a first perspective view of the connector in a second position;
FIG. 10 is a second perspective view of the connector in a second position;
FIG. 11 is a front plan view of the connector in a second position;
FIG. 12 is a rear plan view of the connector in a second position;
FIG. 13 is a right side elevational view of the connector in a second position;
FIG. 14 is a left side elevational view of the connector in a second position;
FIG. 15 is a top plan view of the connector in a second position; and,
FIG. 16 is a bottom plan view of the connector in a second position.

The broken lines depict unclaimed subject matter and form no part of the claimed design.

1 Claim, 8 Drawing Sheets



Related U.S. Application Data

division of application No. 29/491,226, filed on May 19, 2014, now Pat. No. Des. 773,658, which is a continuation of application No. 29/402,950, filed on Sep. 29, 2011, now Pat. No. Des. 707,355.

(58) **Field of Classification Search**

USPC ... 604/232, 187, 168.01, 192, 19, 48, 93.01, 604/264, 523, 524, 526, 123; 600/101, 600/139, 143; 128/200.24, 207.14, 128/207.15; D23/262, 260, 259, 263; 137/614.03; 141/346-351, 384
CPC A61M 25/00; A61M 39/00; A61M 27/00; A61M 25/0043; A61M 25/0067; A61M 25/0097; A61F 2/958

See application file for complete search history.

(56) **References Cited**

U.S. PATENT DOCUMENTS

5,095,962 A	3/1992	Lloyd-Davies	
D377,969 S *	2/1997	Grantham	D23/262
D379,492 S	5/1997	Walker	
D387,147 S	12/1997	Vandermast	
5,873,610 A *	2/1999	Szabo	F16L 37/0987 285/308
5,983,964 A	11/1999	Zielinski	
D453,817 S	2/2002	Patteson	
6,893,000 B2	5/2005	Rutter	
D508,111 S	8/2005	Karasawa	
D602,128 S	10/2009	Williams	
D607,090 S	12/2009	Johnson	
D614,737 S	4/2010	Lass	
D617,880 S	6/2010	Johnson	
D651,695 S *	1/2012	Johnson	D23/262
D652,121 S	1/2012	Bonhag	
D654,150 S	2/2012	Bonhag	
8,123,257 B1 *	2/2012	Baer	F16L 33/2073 285/23
D661,786 S	6/2012	Johnson	
D675,299 S	1/2013	McKenzie	
D707,355 S	6/2014	Bow	
8,898,876 B2 *	12/2014	Feith	B25B 27/10 29/270
8,950,789 B2	2/2015	Jahan	
D731,628 S *	6/2015	Guest	D23/262
D733,265 S	6/2015	Eriksen	
D733,293 S *	6/2015	Rogers	D24/129
D733,842 S	7/2015	Allred	

D736,899 S	8/2015	Courtois	
D741,458 S *	10/2015	Guest	D23/262
D741,459 S *	10/2015	Guest	D23/262
9,156,043 B2 *	10/2015	Walker	B05B 1/326
D743,511 S	11/2015	Bednarz	
D748,761 S	2/2016	Blank	
D750,744 S	3/2016	Liljeqvist	
9,376,789 B2 *	6/2016	Li	E03C 1/021
D773,658 S	12/2016	Bow	
9,689,516 B2 *	6/2017	Frick	F16L 37/0845
D795,422 S	8/2017	Bow	
2008/0012303 A1	1/2008	Poll	
2008/0073911 A1 *	3/2008	Wells	F16L 15/008 285/369
2010/0032943 A1	2/2010	Li	
2010/0109319 A1	5/2010	Zhang	
2010/0133807 A1	6/2010	Bilstad	
2010/0176589 A1	7/2010	Bauer	
2010/0219629 A1	9/2010	Kerin	
2010/0225104 A1	9/2010	Ully	
2010/0230961 A1	9/2010	Johnson	
2010/0244438 A1	9/2010	Johanson	
2010/0327579 A1	12/2010	Montena	
2011/0079661 A1	4/2011	Barton	
2011/0147489 A1	6/2011	Walker	

OTHER PUBLICATIONS

“Kimvent*Oral Care Kit, Suction Value, Connection Tubing, Clamp, “Y” Connector, Oral Suction Probes,” Kimberly-Clark, <http://www.kchealthcare.com/us/healthcare/home/products/product-catalog/respi/wi0-oral/xr6xo0-himbe/121-kimve.aspx>, product presently believed to have been publicly available since at least before Sep. 29, 2011; 2 pages.

“Medline’s VAPprevent & Oral Care Kits; Reducing the Risk of Ventilator-Associated Pneumonia,” Medline, http://www.bettymills.com/product/more_infor/LIT540-MKT208096.pdf, product presently believed to have been publicly available since at least before Sep. 29, 2011; 2 pages.

Chinese Design Patent Application No. 201230080279.0; Office Action dated Jun. 13, 2012; 1 page.

Photograph of connector sold by Medline; product presently believed to have been publicly available since at least before Sep. 29, 2011; 1 page.

Photograph of product sold by Sage Products Inc.; product presently believed to have been publicly available since at least before Sep. 29, 2011; 1 page.

Photographs of “Y” connector sold by Kimberly-Clark; product presently believed to have been publicly available since at least before Sep. 29, 2011; 2 pages.

* cited by examiner

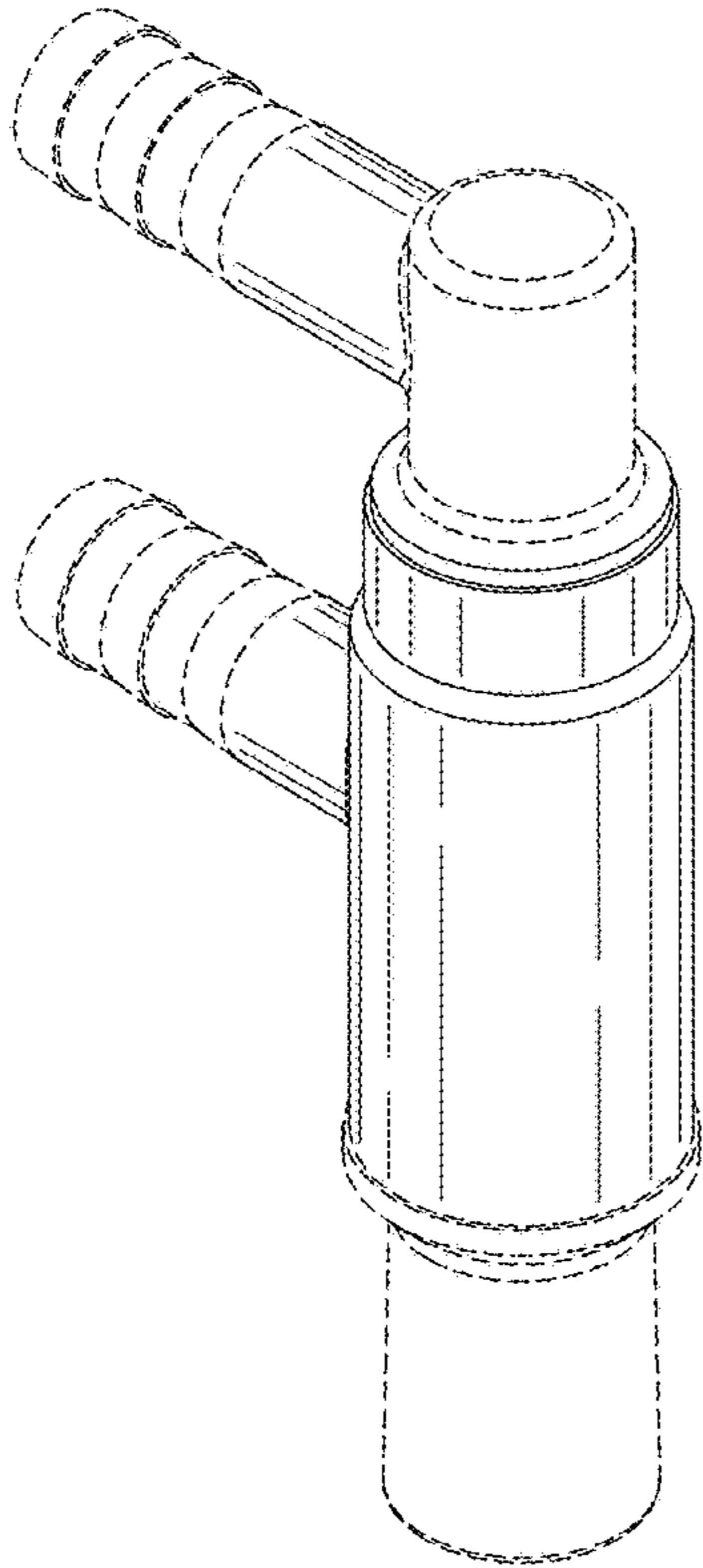


FIG. 1

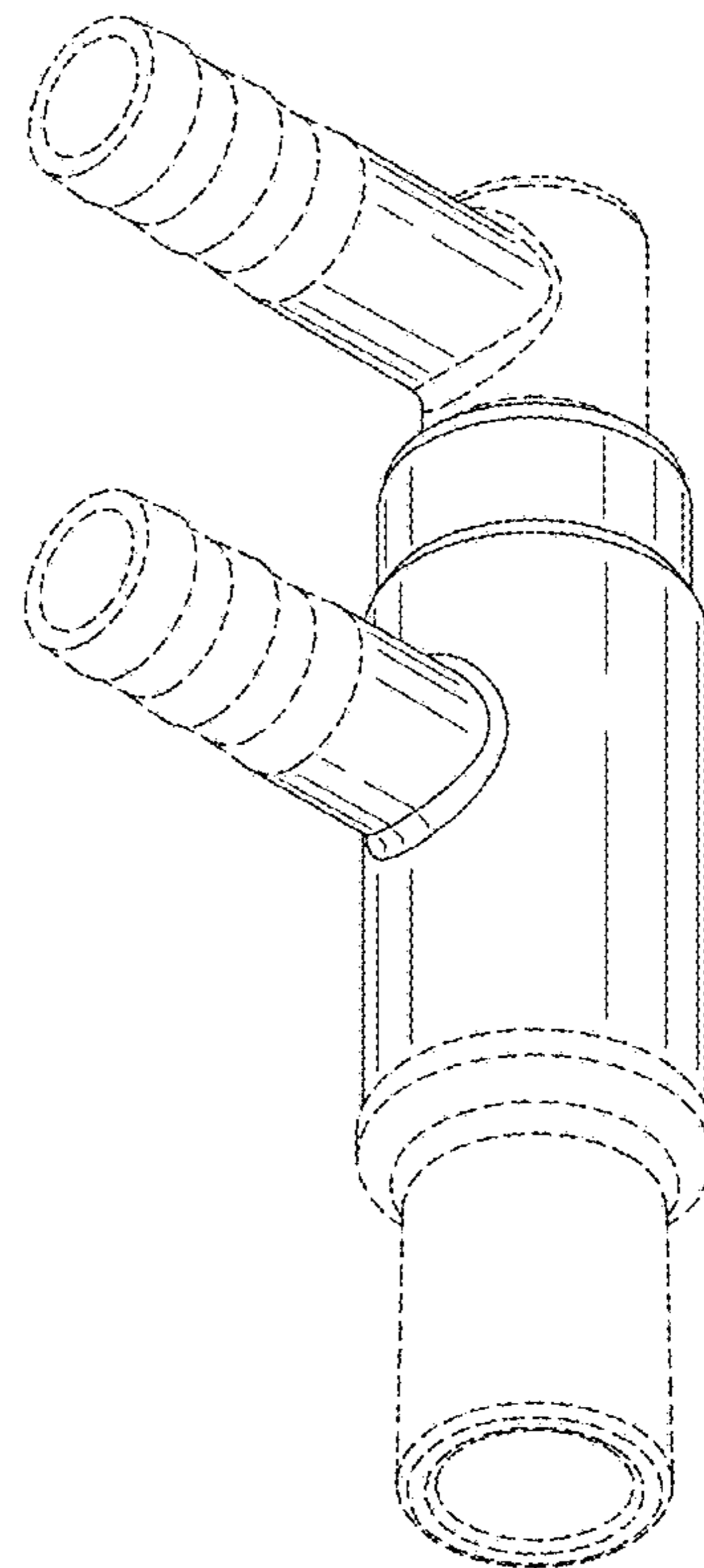


FIG. 2

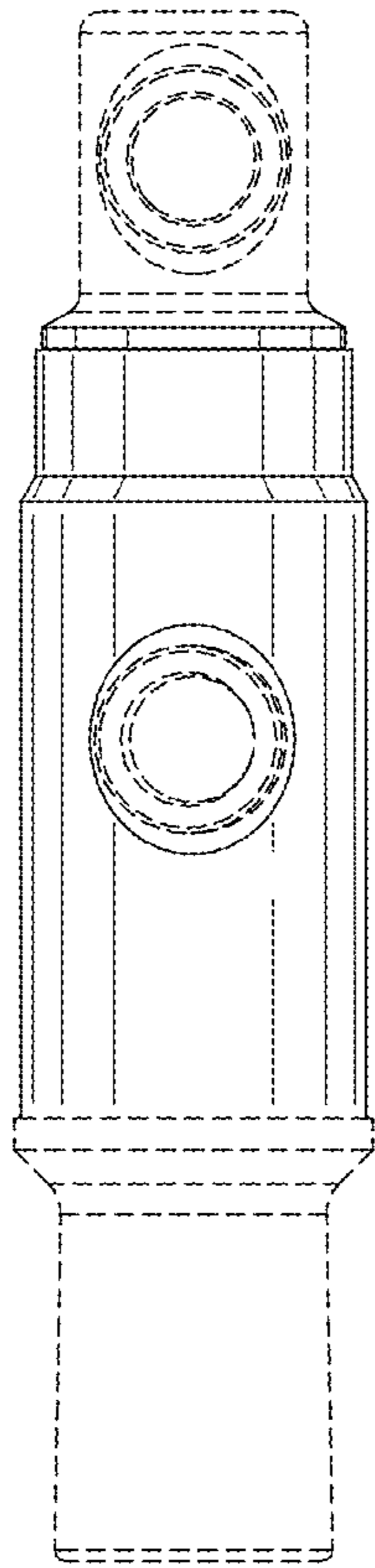


FIG. 3




FIG. 4

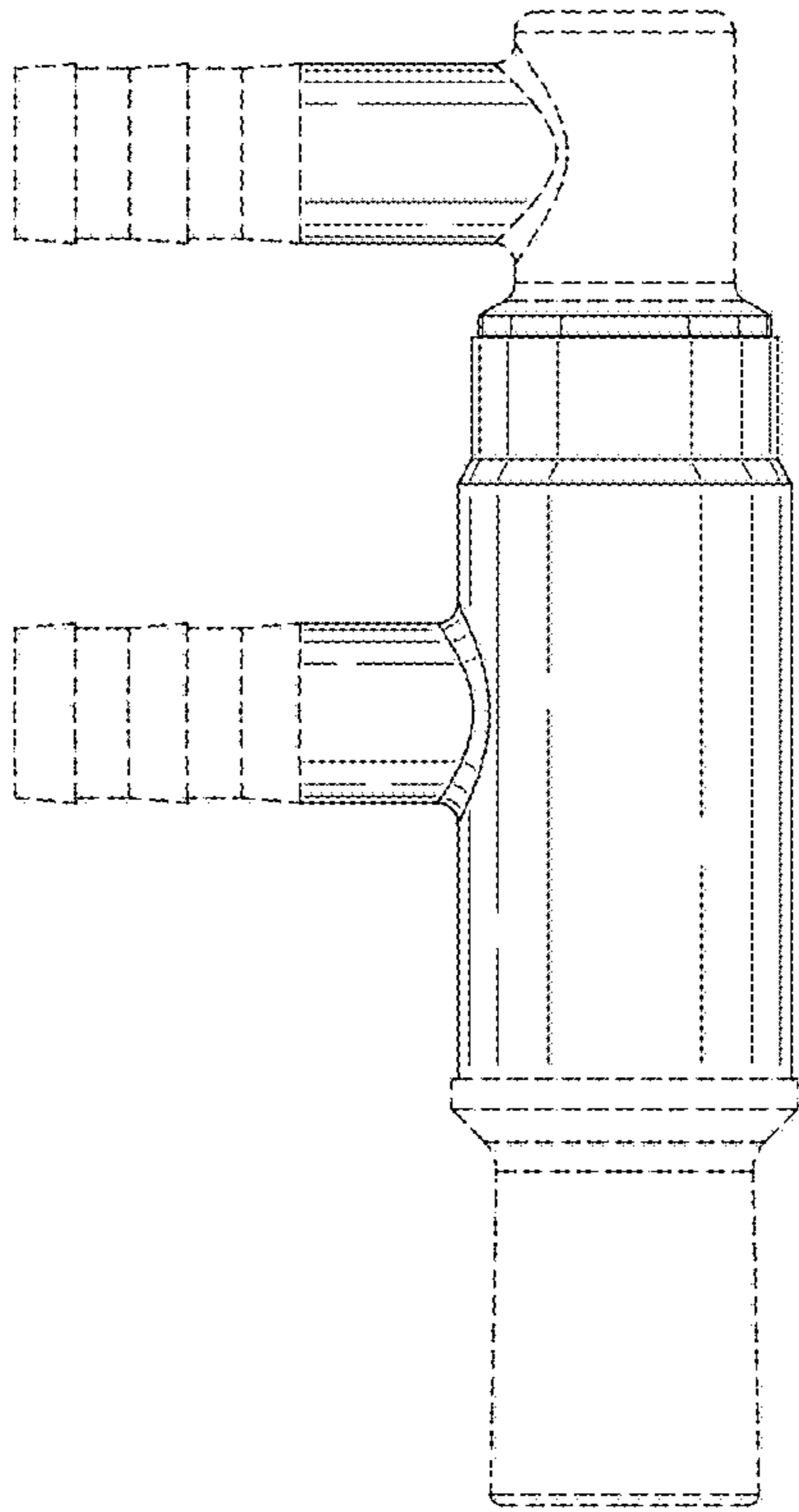


FIG. 5

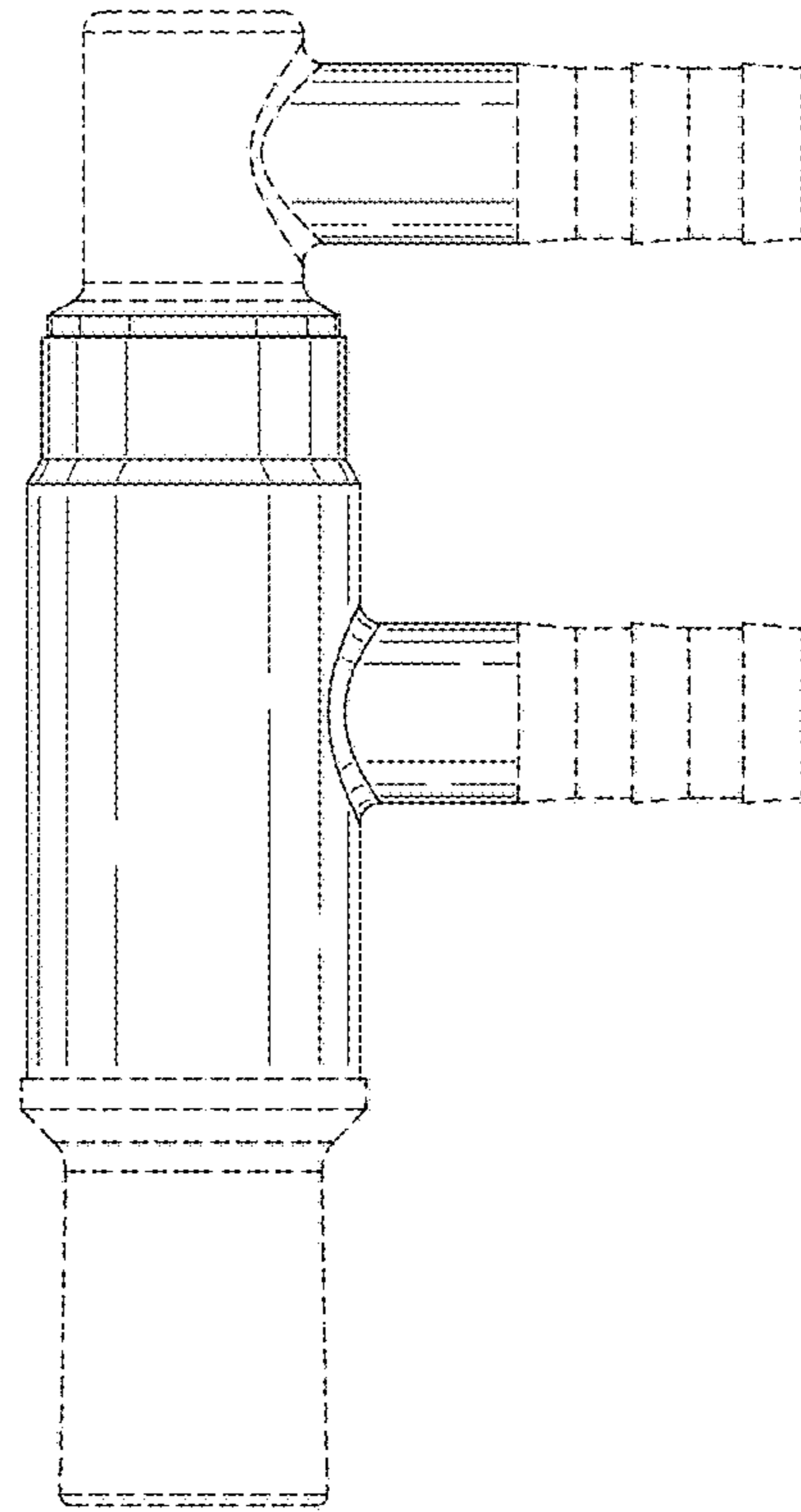


FIG. 6

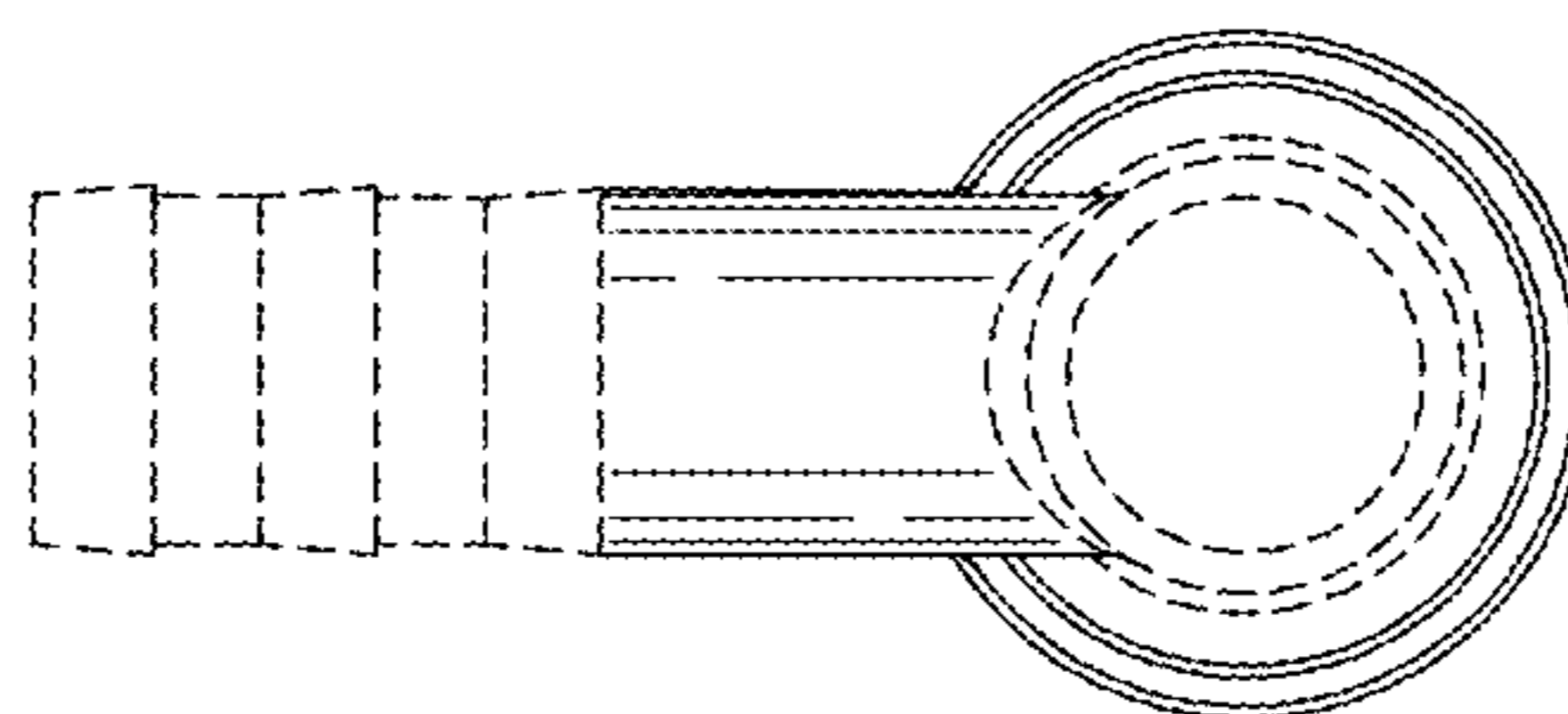


FIG. 7

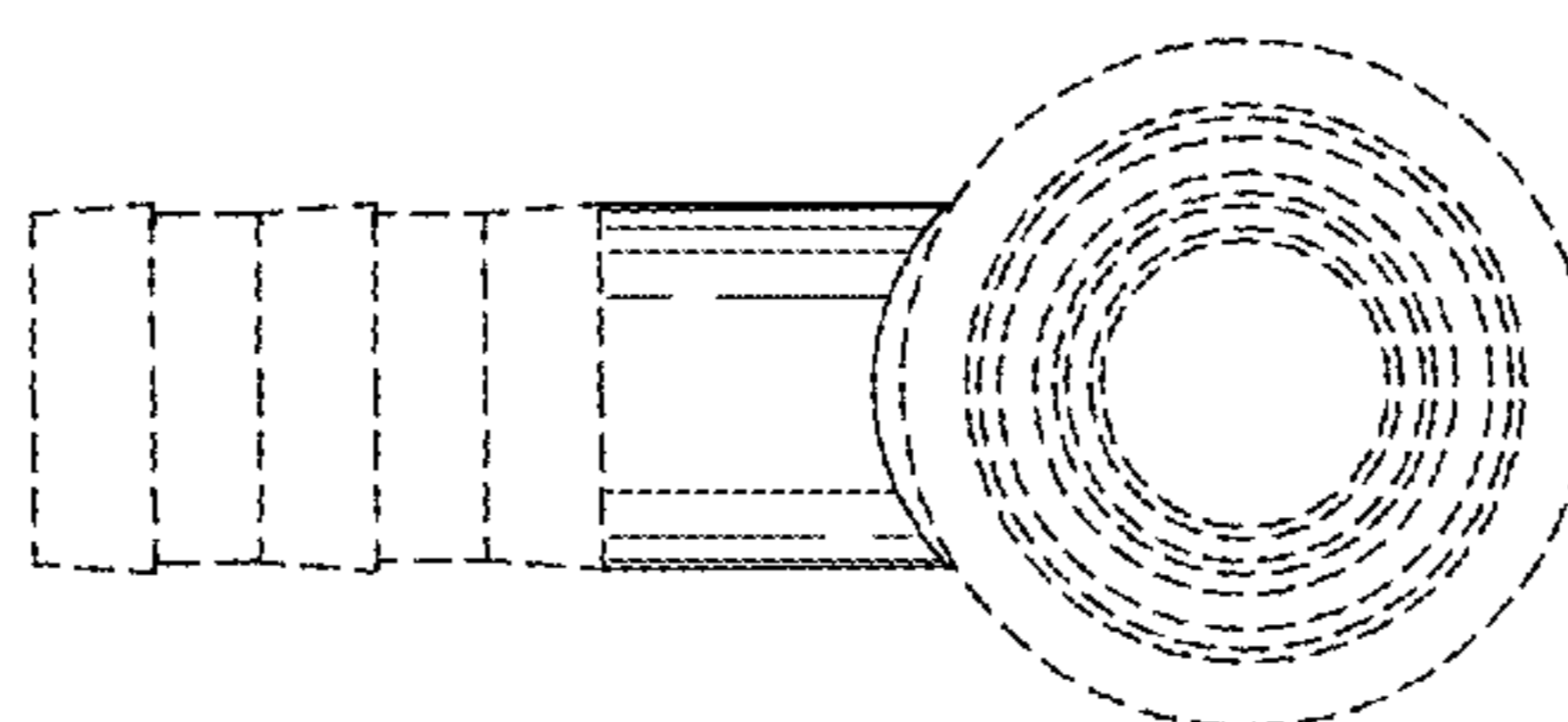


FIG. 8

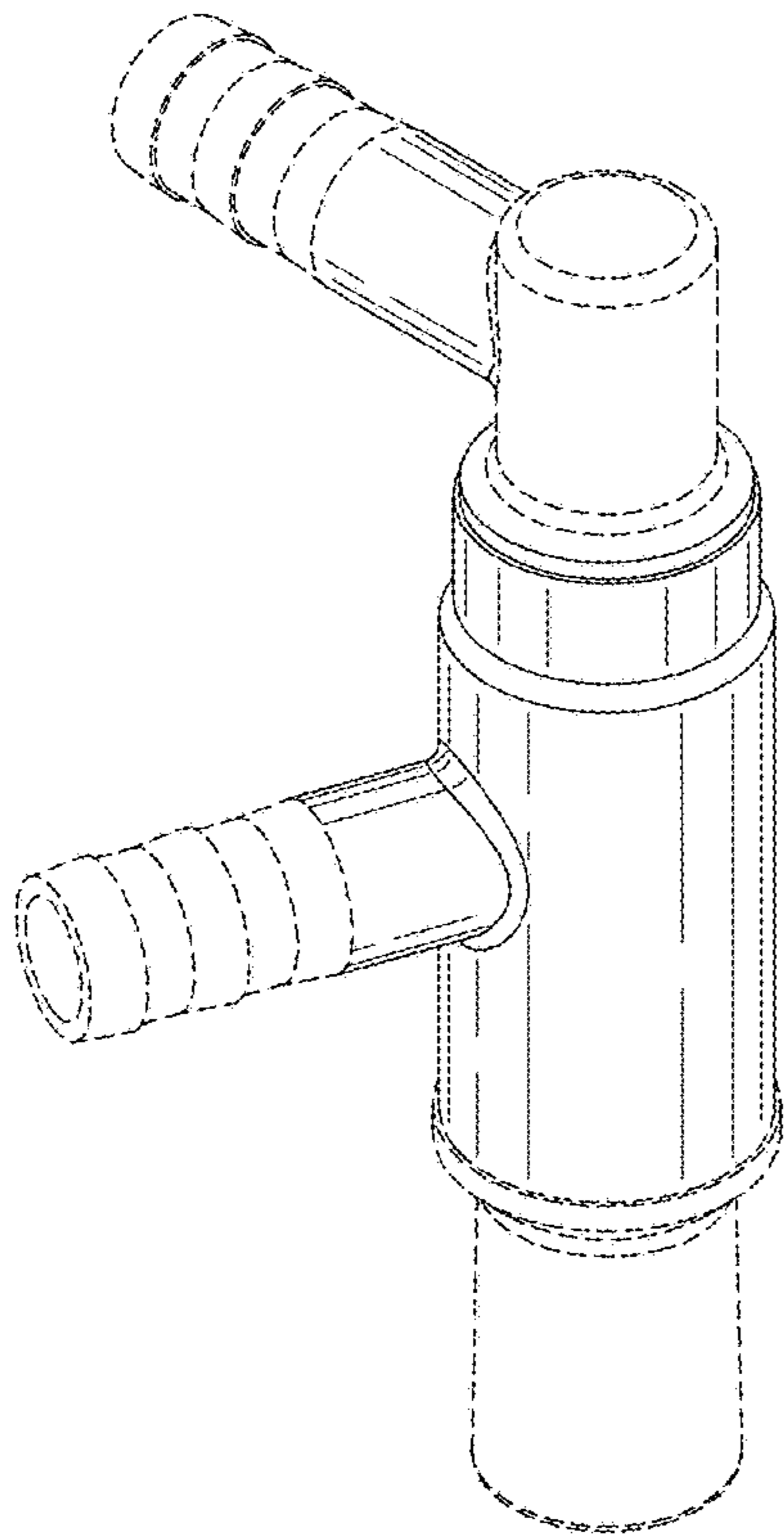


FIG. 9

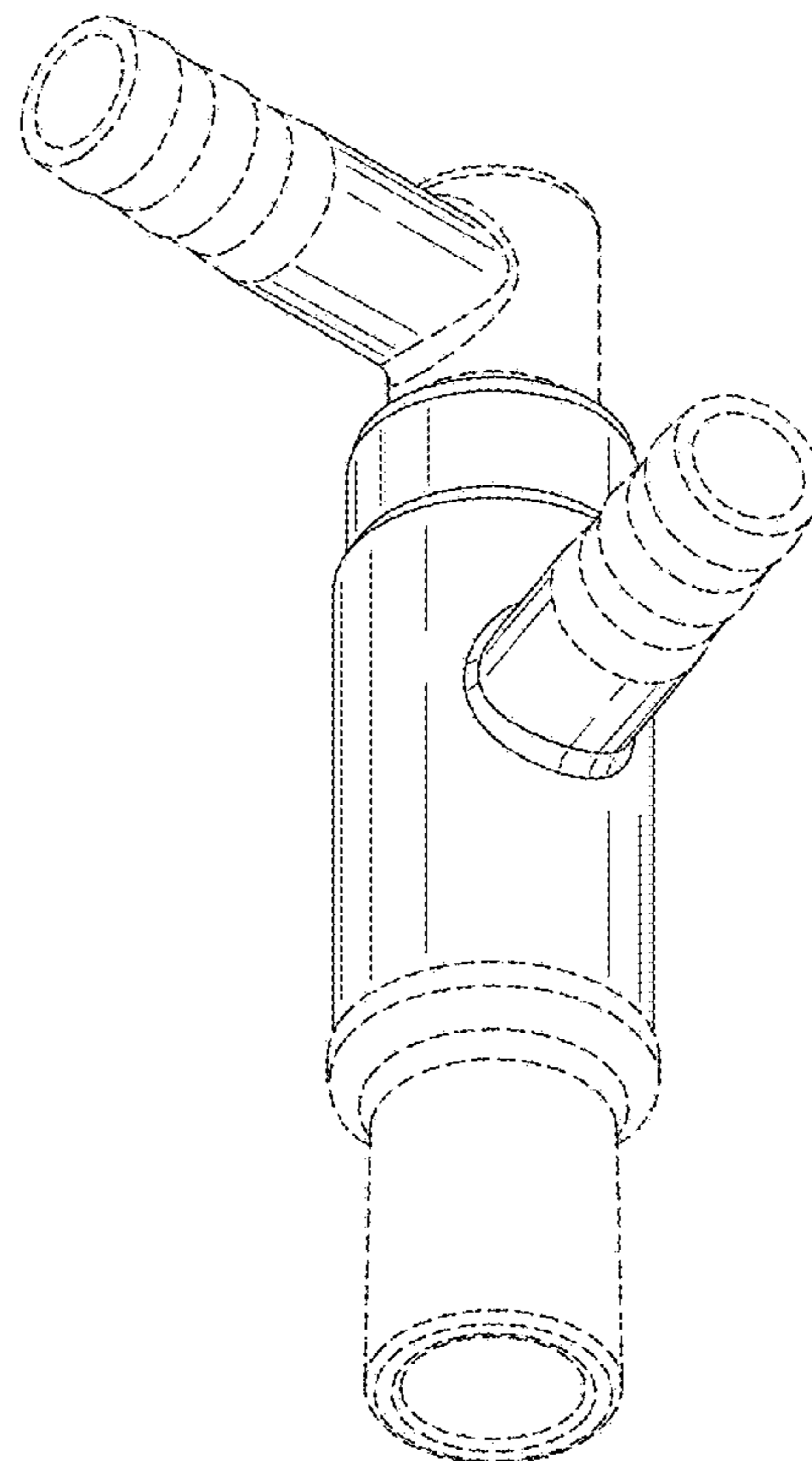


FIG. 10

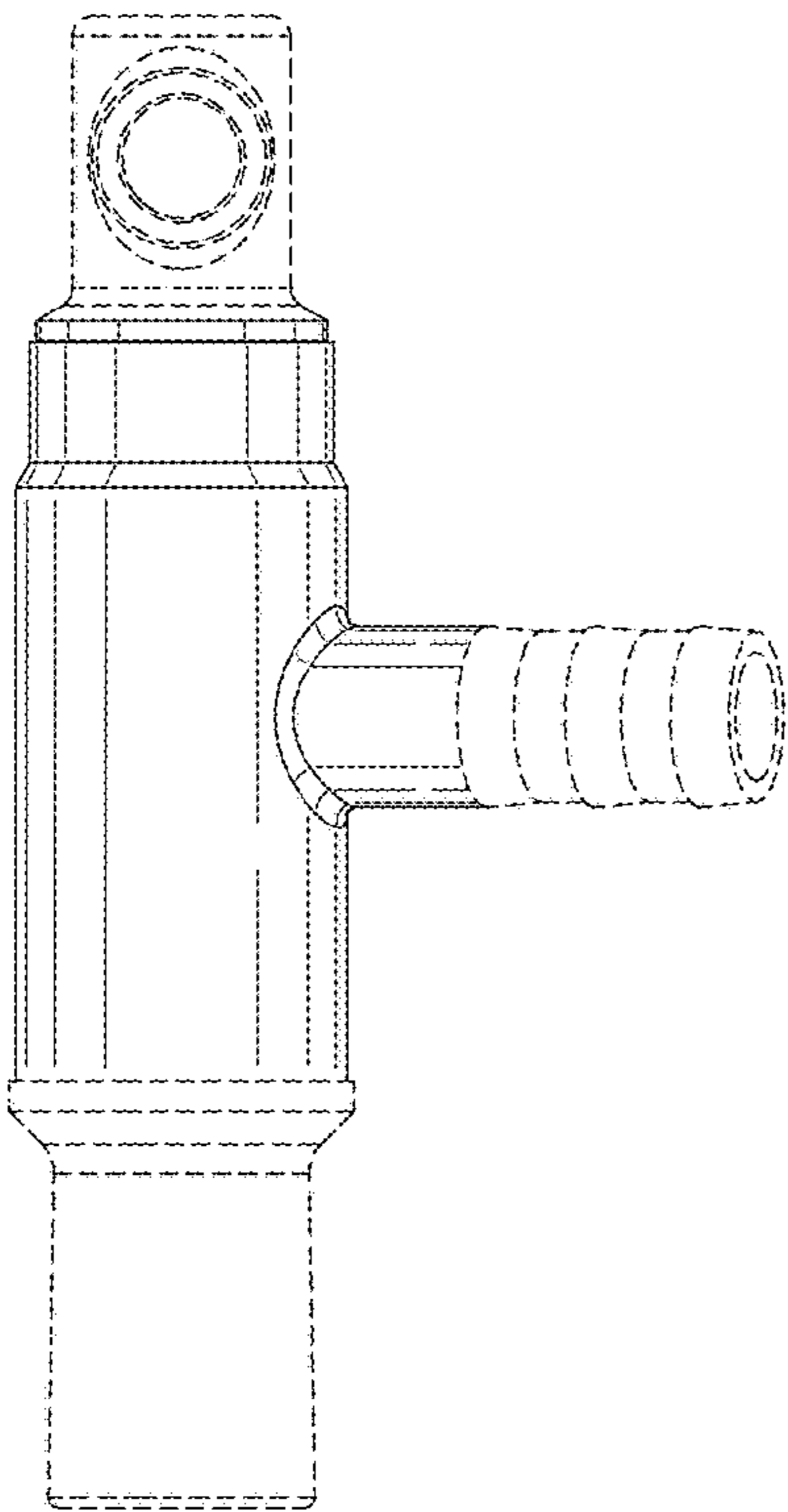


FIG. 11

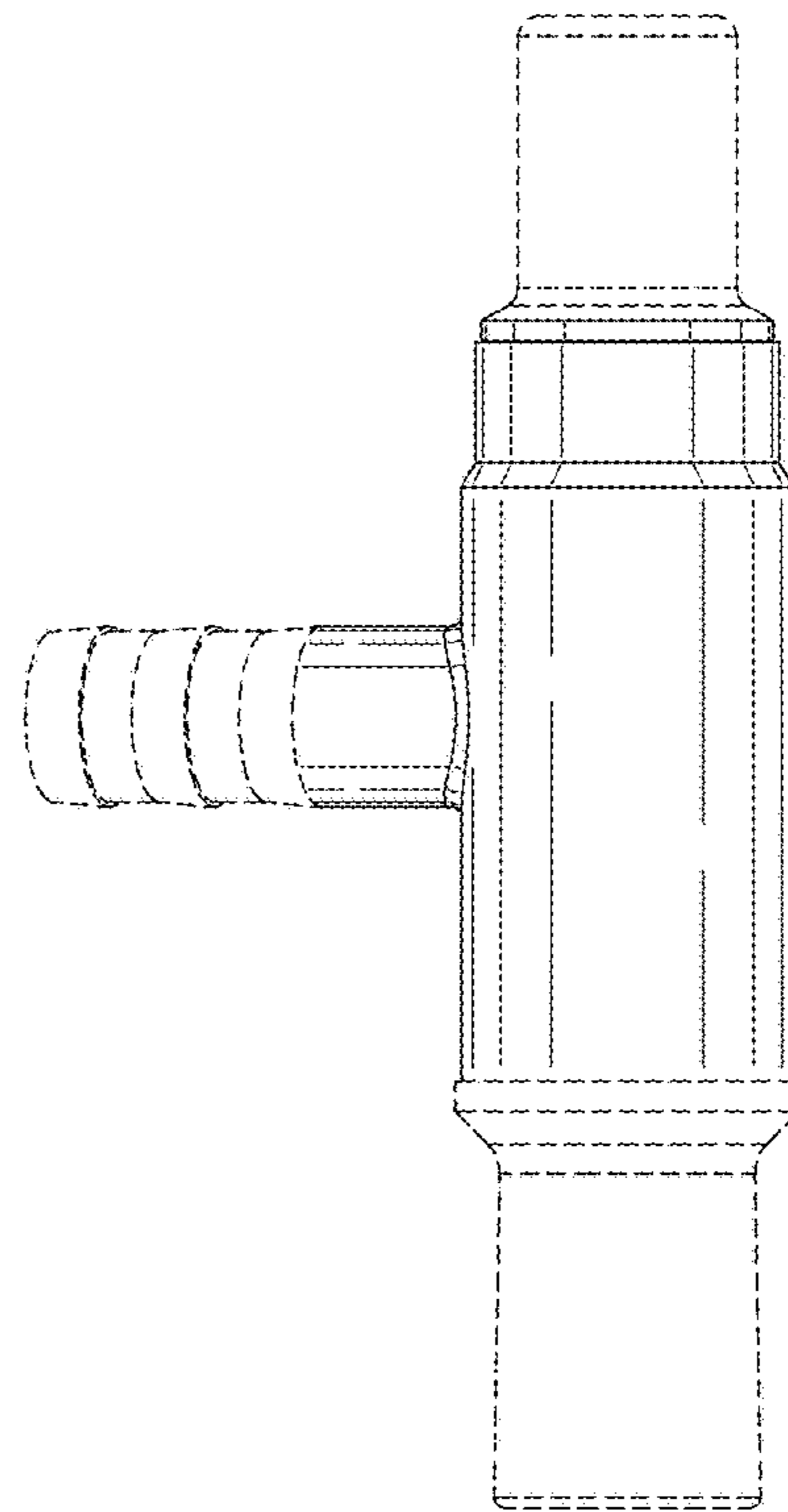


FIG. 12

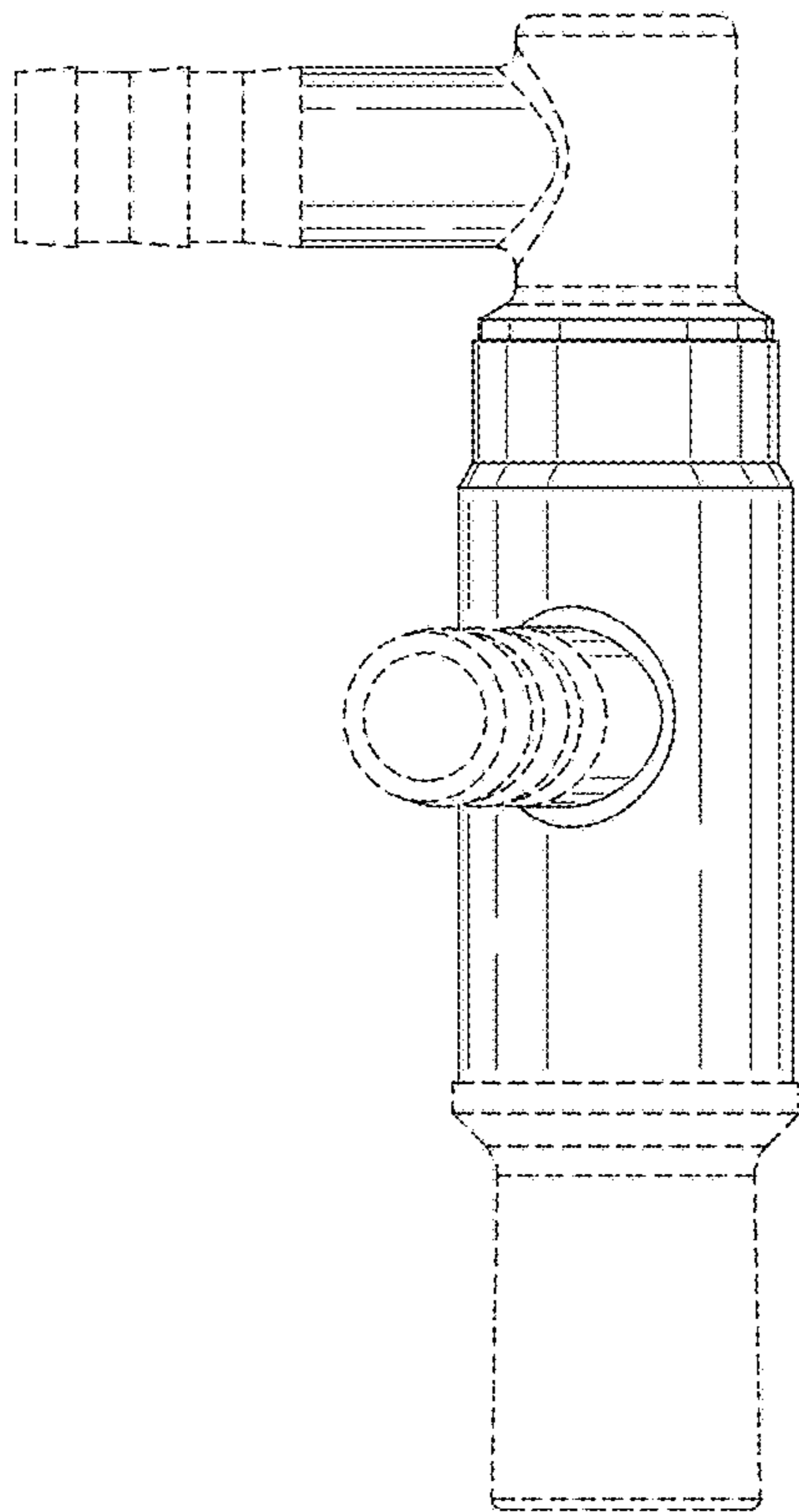


FIG. 13

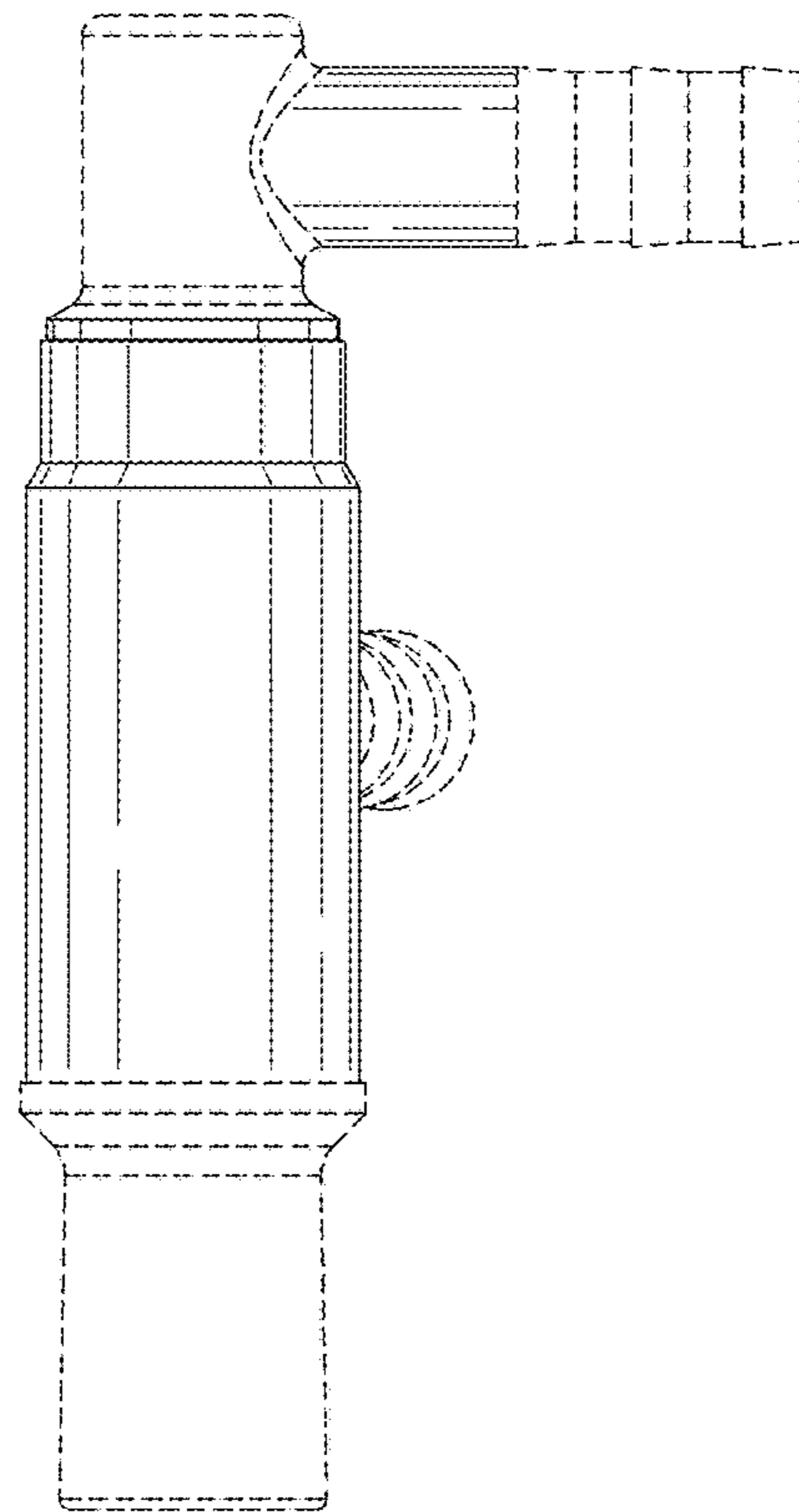


FIG. 14

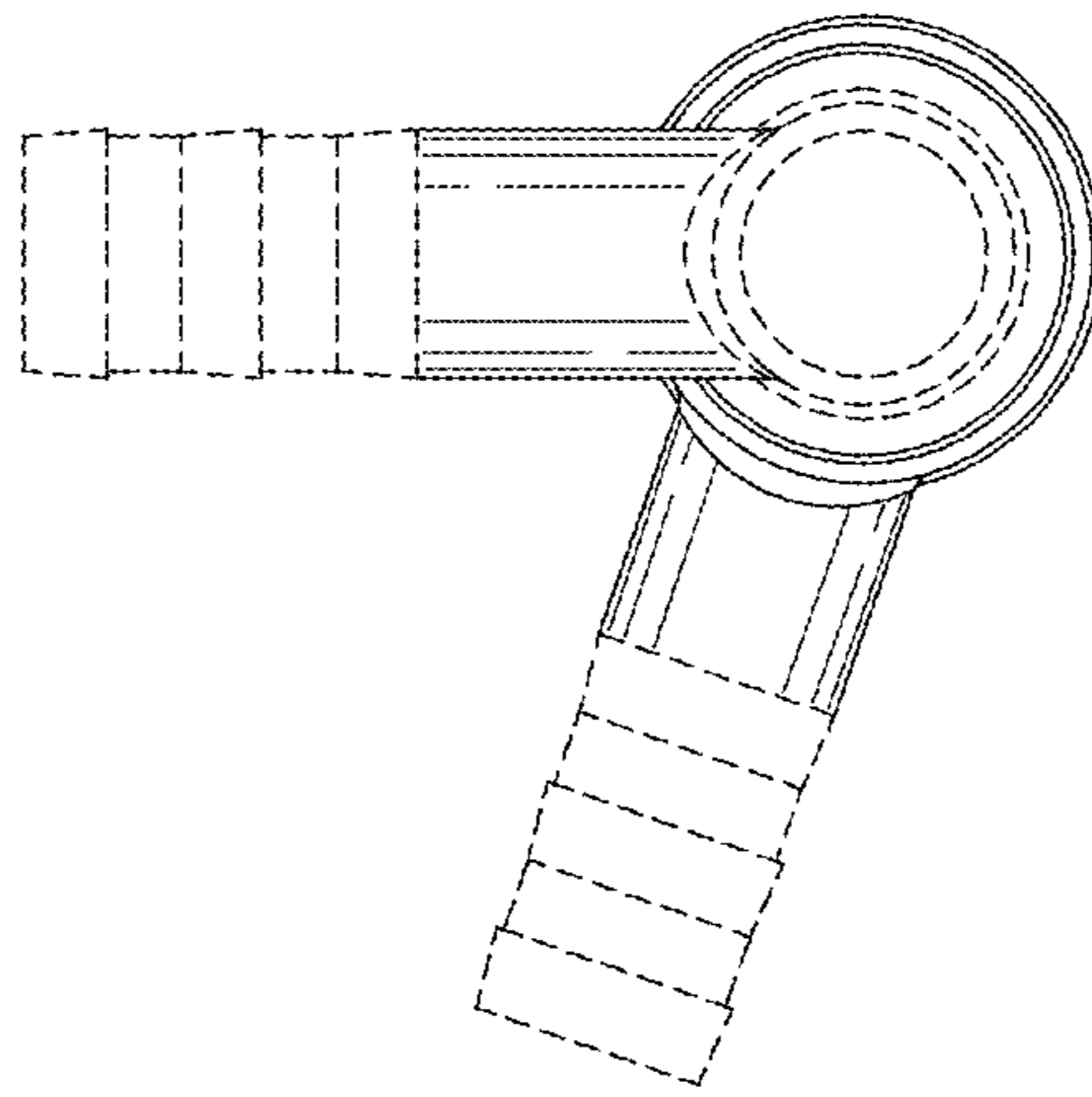


FIG. 15

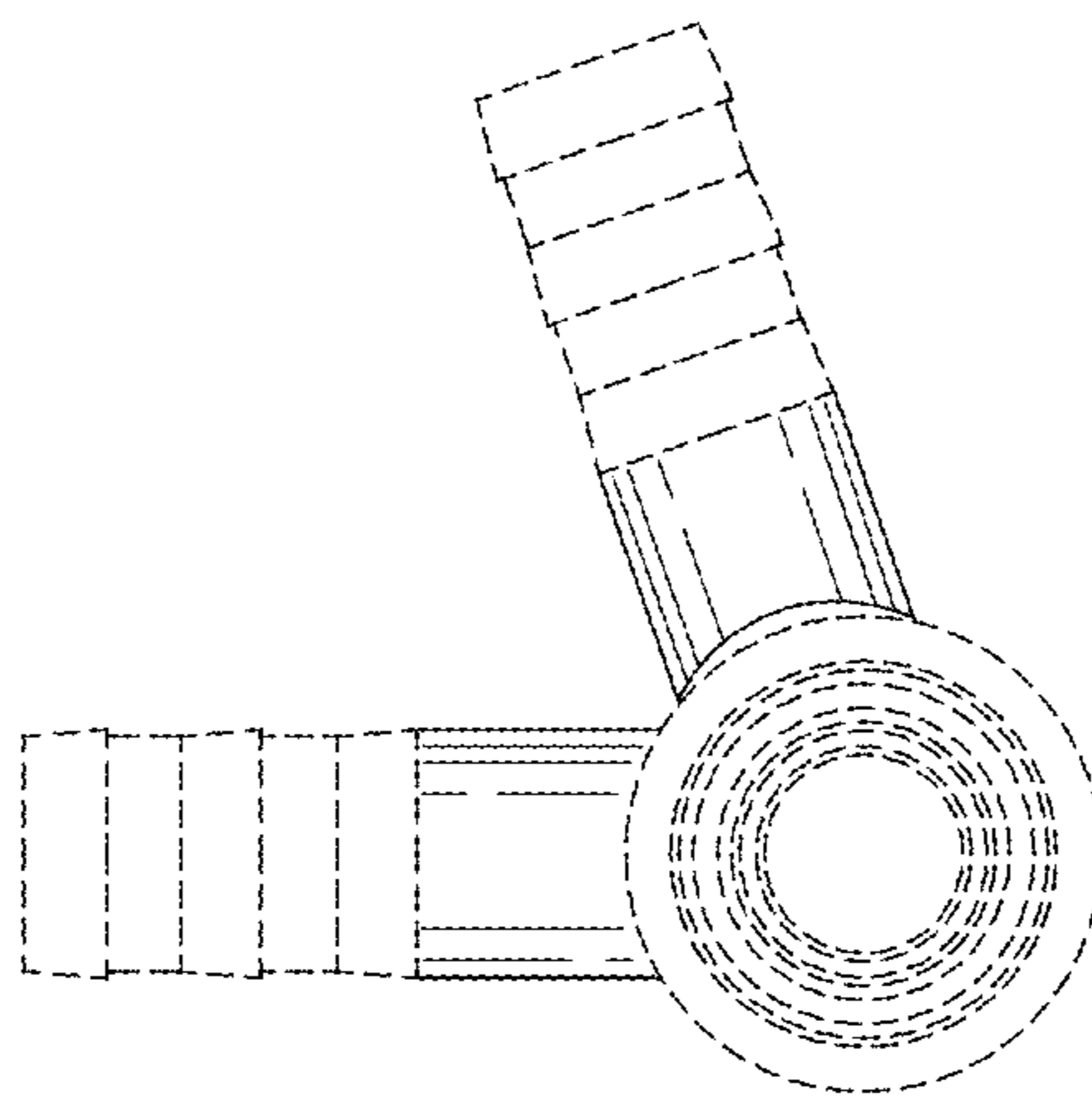


FIG. 16