



US00D818578S

(12) **United States Design Patent** (10) **Patent No.:** **US D818,578 S**
Stahl (45) **Date of Patent:** **** May 22, 2018**

- (54) **SANITARY ARTICLE**
- (71) Applicant: **SCA Hygiene Products AB**,
Gothenburg (SE)
- (72) Inventor: **Shadi Stahl**, Gothenburg (SE)
- (73) Assignee: **SCA HYGIENE PRODUCTS AB**,
Göteborg (SE)
- (**) Term: **15 Years**
- (21) Appl. No.: **29/574,916**
- (22) Filed: **Aug. 19, 2016**

Related U.S. Application Data

- (62) Division of application No. 29/521,880, filed on Mar. 26, 2015, now Pat. No. Des. 774,642.

(30) **Foreign Application Priority Data**

Sep. 26, 2014 (EM) 2546077

(51) **LOC (11) Cl.** **24-04**

(52) **U.S. Cl.**
USPC **D24/124**

(58) **Field of Classification Search**
USPC D2/701, 704, 705, 711, 712, 961;
D24/124, 125, 126, 141, 189; D29/101.5,
D29/119, 121.1, 124; D6/354
CPC A61F 13/15; A61F 13/64; A61F 13/476;
A61F 13/5611; A61F 13/5633; A61F
2013/16; A61F 2013/4708
See application file for complete search history.

(56) **References Cited**

U.S. PATENT DOCUMENTS

- D101,787 S * 11/1936 Mesinger D6/354
- D268,964 S 5/1983 Riedell
- D336,549 S 6/1993 Stabile

- D415,836 S 10/1999 Dunshee
- D418,259 S * 12/1999 Morton D29/121.1
- D426,887 S 6/2000 Rubio
- D433,572 S 11/2000 Bissah
- D434,144 S 11/2000 Anderson
- D445,498 S * 7/2001 Renz D24/124
- D449,936 S 11/2001 Cohen
- D469,868 S * 2/2003 Bruce D24/125
- D472,313 S * 3/2003 Leahy D24/124
- 6,814,721 B1 11/2004 Hansson
- D523,957 S 6/2006 Persson
- D542,410 S 5/2007 Gubernick
- D571,461 S 6/2008 Plante
- D576,282 S 9/2008 Yanaki
- D583,934 S 12/2008 Li
- D604,410 S 11/2009 Bogren
- D606,653 S * 12/2009 Hedbratt D24/125
- D607,998 S * 1/2010 Persson D24/125
- D636,487 S * 4/2011 Nnenna Idima Igwe D24/124
- 8,202,264 B1 6/2012 Pettit

(Continued)

Primary Examiner — Susan E Krakower

Assistant Examiner — L. A. Grabenstetter

(74) *Attorney, Agent, or Firm* — Buchanan Ingersoll & Rooney PC

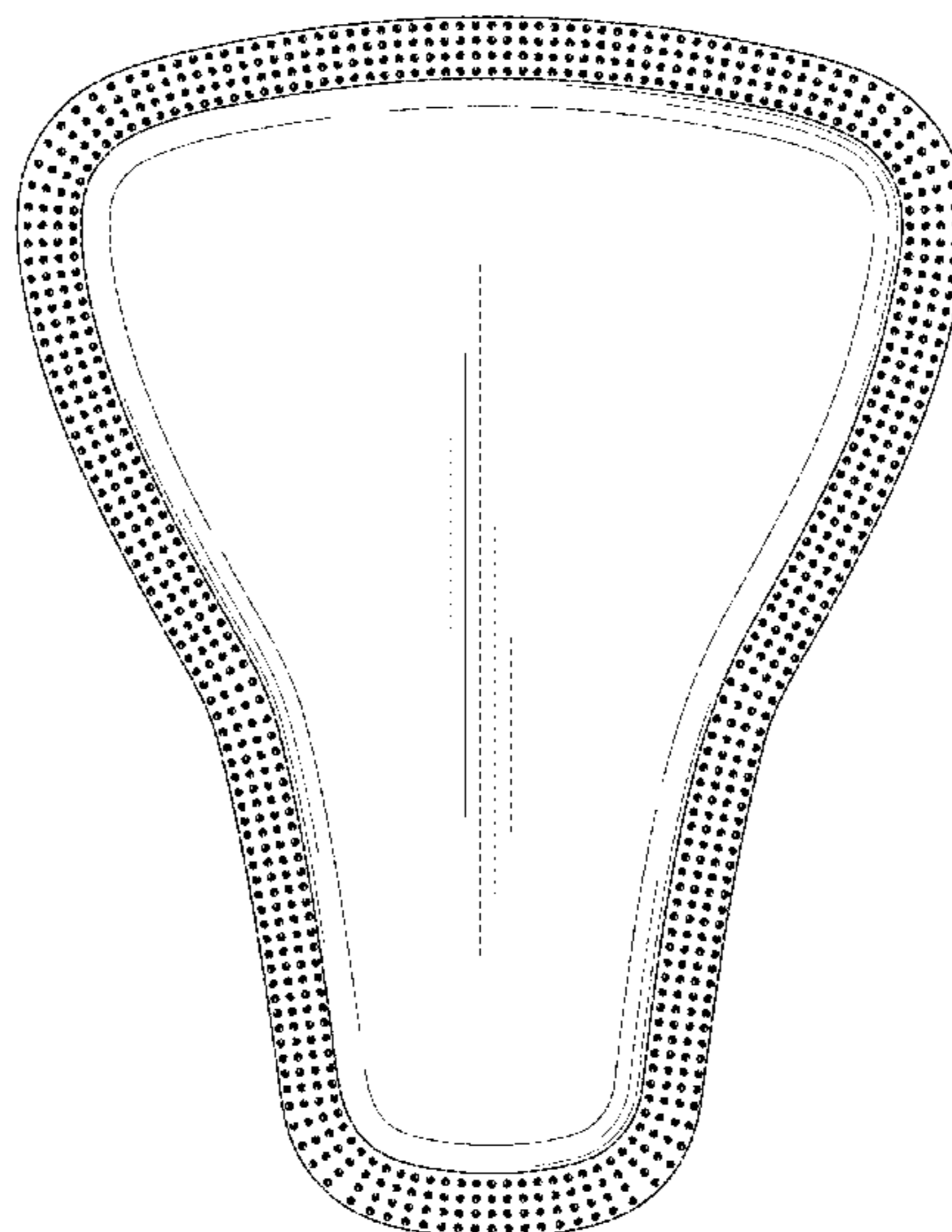
(57) **CLAIM**

The ornamental design for a sanitary article, as shown and described.

DESCRIPTION

FIG. 1 is a top plan view of a sanitary article showing my new design.
FIG. 2 is a bottom plan view thereof.
FIG. 3 is a front view thereof.
FIG. 4 is a rear view thereof.
FIG. 5 is a right side view thereof; and,
FIG. 6 is a left side view thereof.
The broken line showing and interior unshaded surface in FIG. 2 represents an unclaimed portion of the design.

1 Claim, 3 Drawing Sheets



(56)

References Cited

U.S. PATENT DOCUMENTS

D668,332 S	10/2012	Hough	
D679,392 S	4/2013	Peterson	
D688,850 S *	9/2013	Parker	D2/500
D736,909 S *	8/2015	Labit	D24/124
D774,642 S *	12/2016	Stahl	D24/124
2005/0118399 A1	6/2005	Perneborn	

* cited by examiner

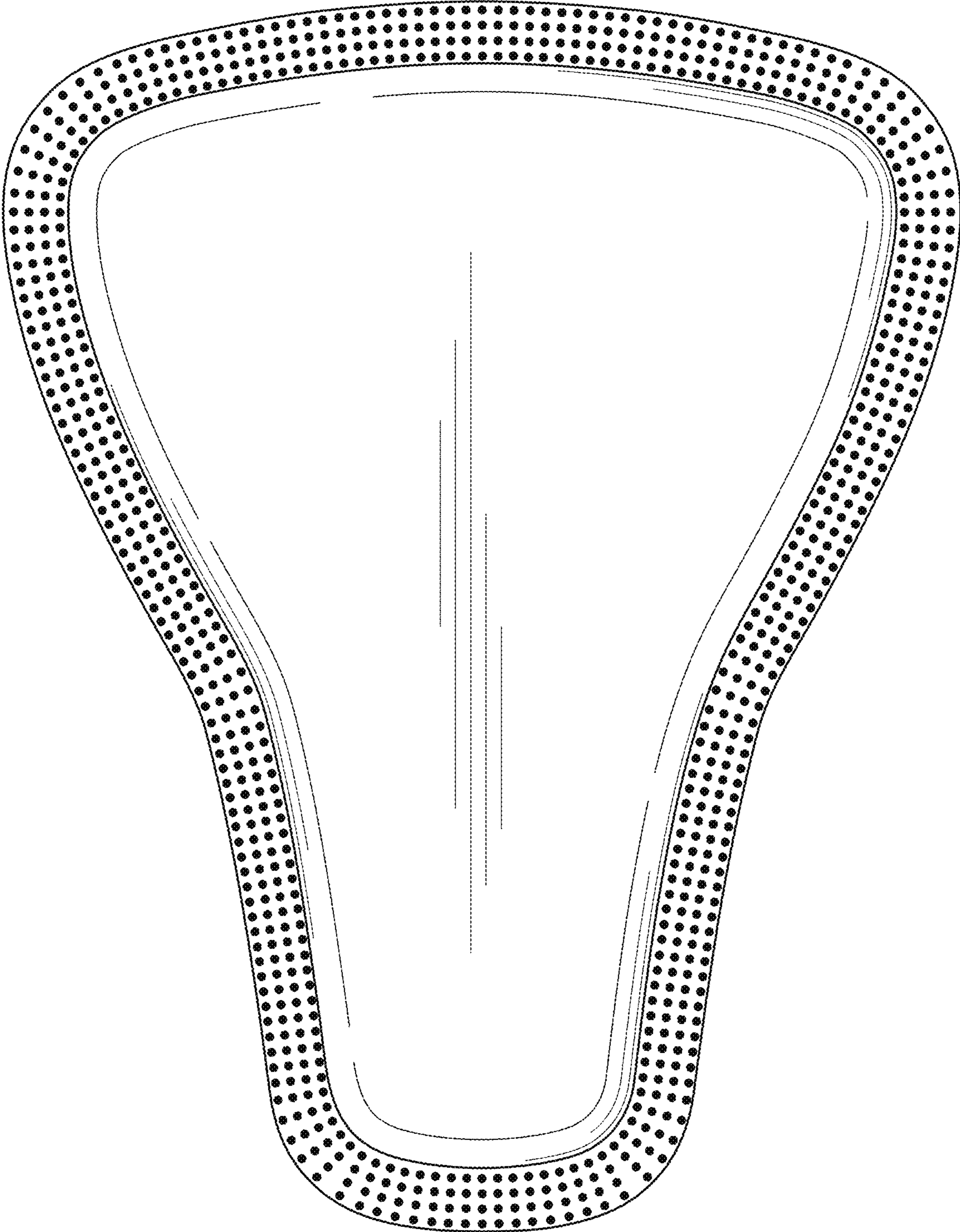


FIG. 1




FIG. 2



FIG. 3



FIG. 4



FIG. 5



FIG. 6