



US00D818576S

(12) **United States Design Patent**  
**Melendez et al.**

(10) **Patent No.:** **US D818,576 S**

(45) **Date of Patent:** **\*\* May 22, 2018**

(54) **FINGER GRIP FOR VAGINAL/CERVICAL  
CELL COLLECTING TOOL**

(71) Applicant: **MEL-MONT MEDICAL, LLC,**  
Miami, FL (US)

(72) Inventors: **Frank Melendez,** Miami, FL (US);  
**Liliana Montes,** Cali (CO)

(73) Assignee: **MEL-MONT MEDICAL, LLC,**  
Miami, FL (US)

(\*\*) Term: **15 Years**

(21) Appl. No.: **29/565,263**

(22) Filed: **May 19, 2016**

(51) **LOC (11) Cl.** ..... **24-02**

(52) **U.S. Cl.**  
USPC ..... **D24/119; D24/133**

(58) **Field of Classification Search**  
USPC ..... D24/108, 112–114, 119, 127, 130, 133,  
D24/141, 181, 186  
CPC ..... A61F 13/26; A61B 17/3401; A61M  
2025/0007; A61M 5/31; A61M 5/3146;  
A61M 5/3129; A61M 5/3148; A61M  
5/315; A61M 5/178  
See application file for complete search history.

(56) **References Cited**

**U.S. PATENT DOCUMENTS**

6,245,044 B1 \* 6/2001 Daw ..... A61B 17/3401  
604/158  
D448,844 S \* 10/2001 Reis ..... D24/112

D532,513 S \* 11/2006 Eddings ..... D24/127  
D573,256 S \* 7/2008 Mauch ..... D24/130  
D576,276 S \* 9/2008 Osypka ..... D24/130  
D581,044 S \* 11/2008 Sudo ..... D24/130  
D710,005 S \* 7/2014 Kawamura ..... D24/130  
D775,324 S \* 12/2016 Larson ..... D24/114  
D775,325 S \* 12/2016 Larson ..... D24/114

\* cited by examiner

*Primary Examiner* — Thomas Johannes  
*Assistant Examiner* — Samantha Q Lawrence

(57) **CLAIM**

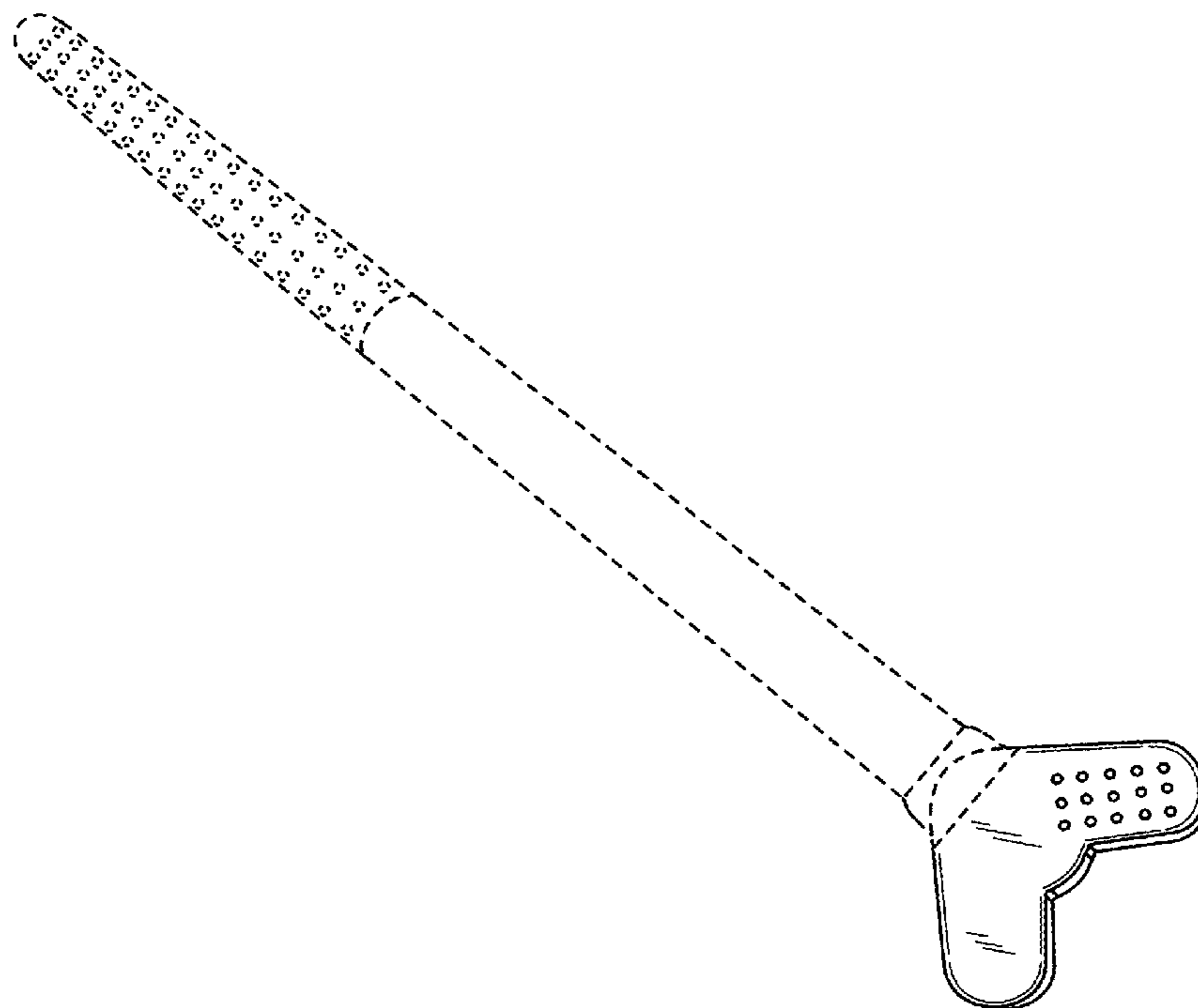
The ornamental design for a finger grip for vaginal/cervical cell collecting tool, as shown and described.

**DESCRIPTION**

FIG. 1 is a perspective view of a finger grip for vaginal/cervical cell collecting tool;  
FIG. 2 is an enlarged top plan view of the finger grip for vaginal/cervical cell collecting tool;  
FIG. 3 is an enlarged left side view thereof;  
FIG. 4 is an enlarged right side view thereof;  
FIG. 5 is a rear view of the finger grip for vaginal/cervical cell collecting tool; and,  
FIG. 6 is a front view thereof.

The broken lines shown in FIGS. 1-6 illustrate portions of the finger grip for vaginal/cervical cell collecting tool that form no part of the claimed design.

**1 Claim, 3 Drawing Sheets**



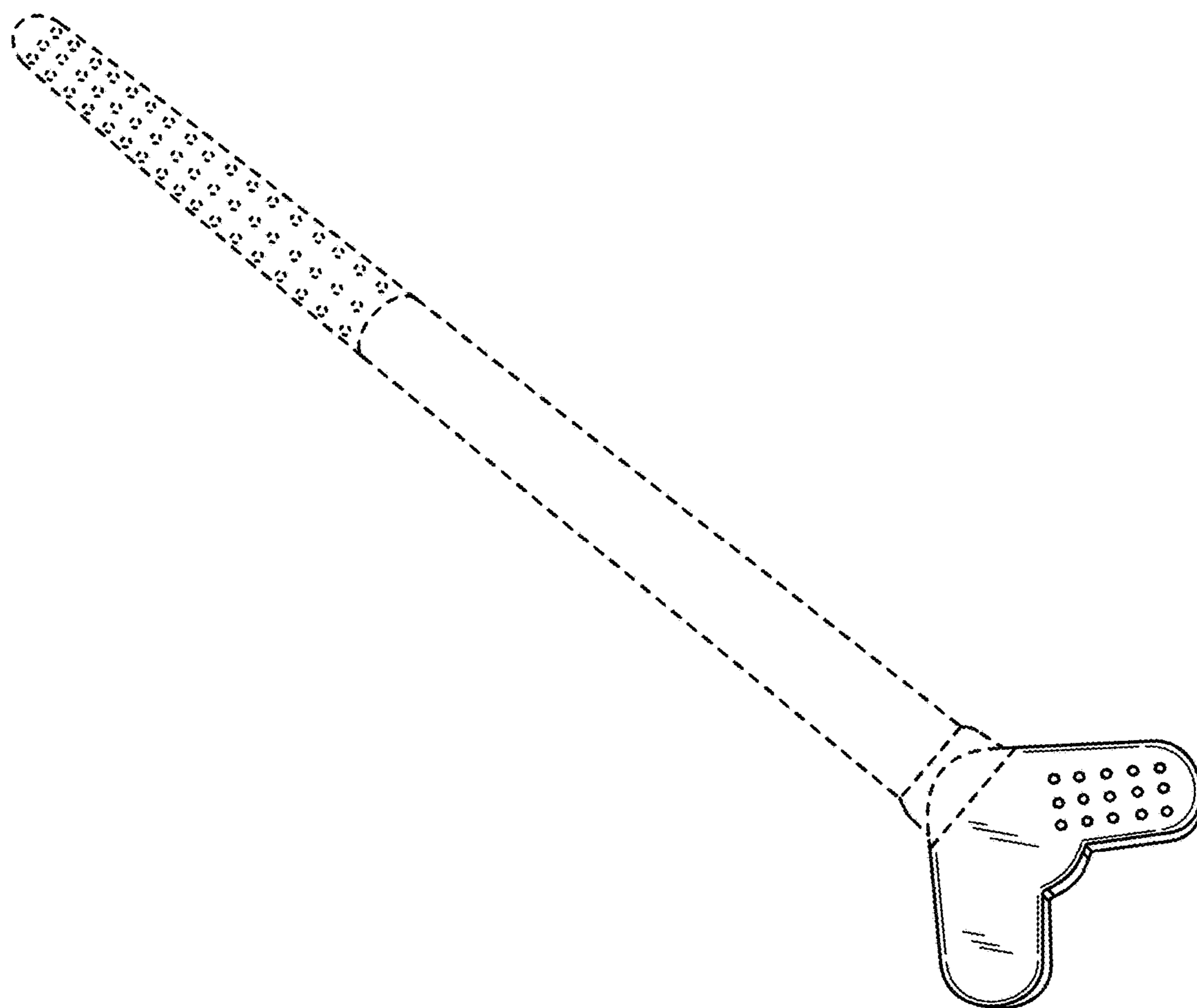


FIG. 1

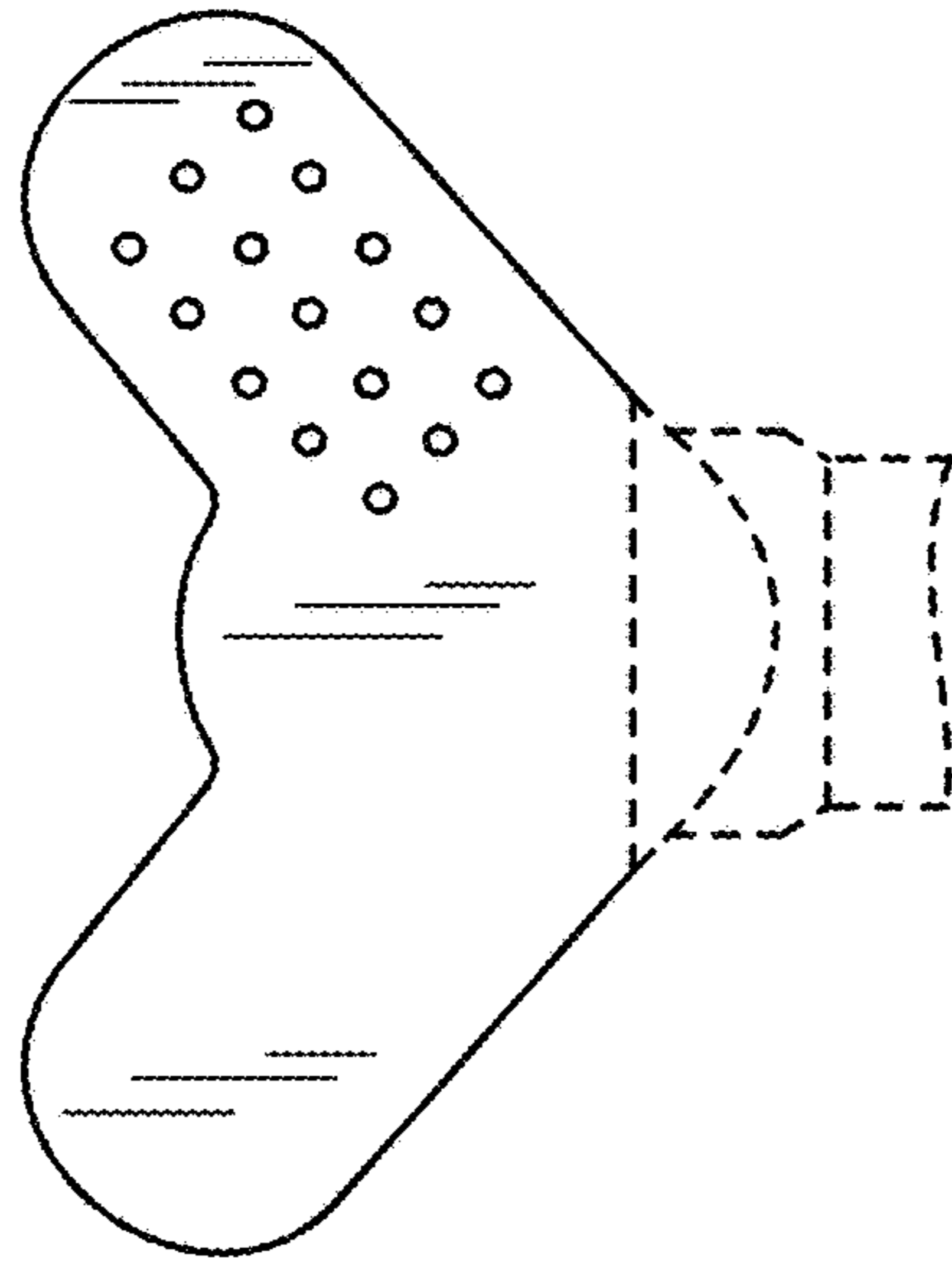


FIG. 2

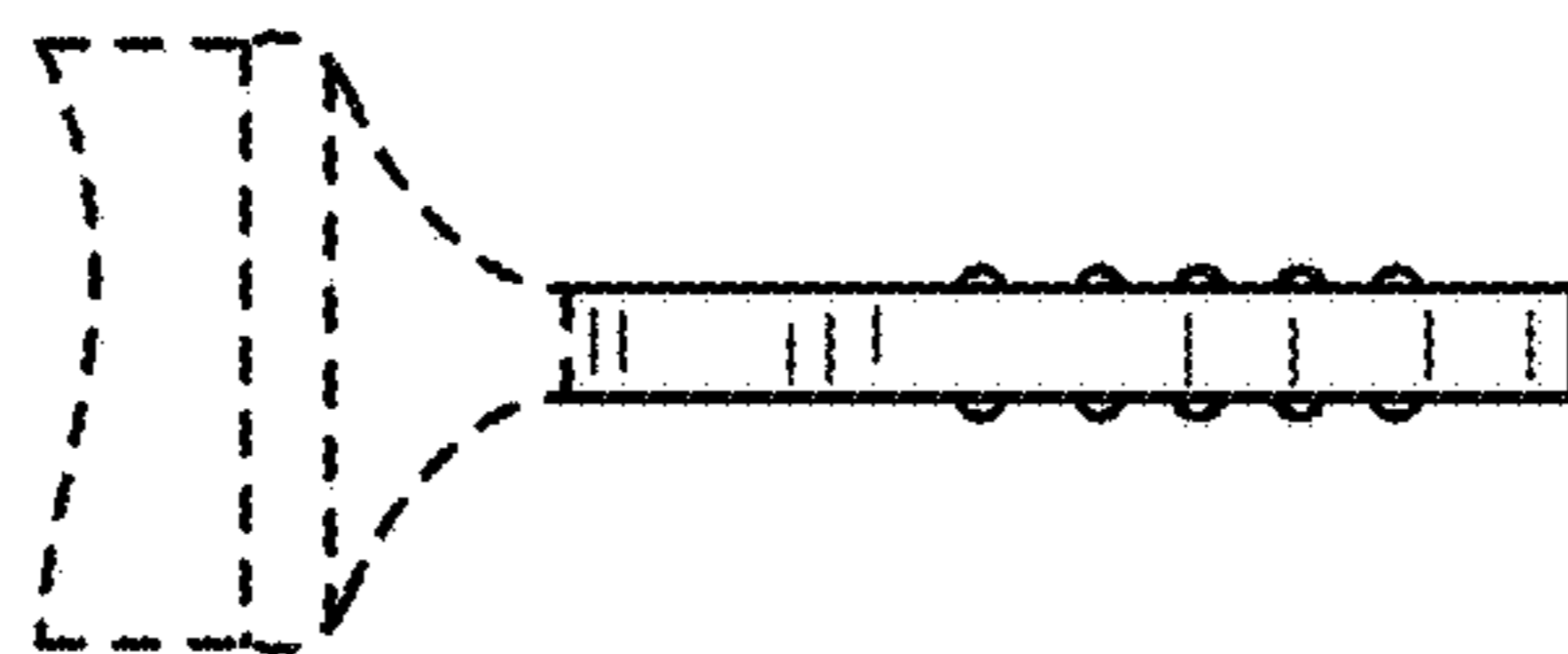


FIG. 3

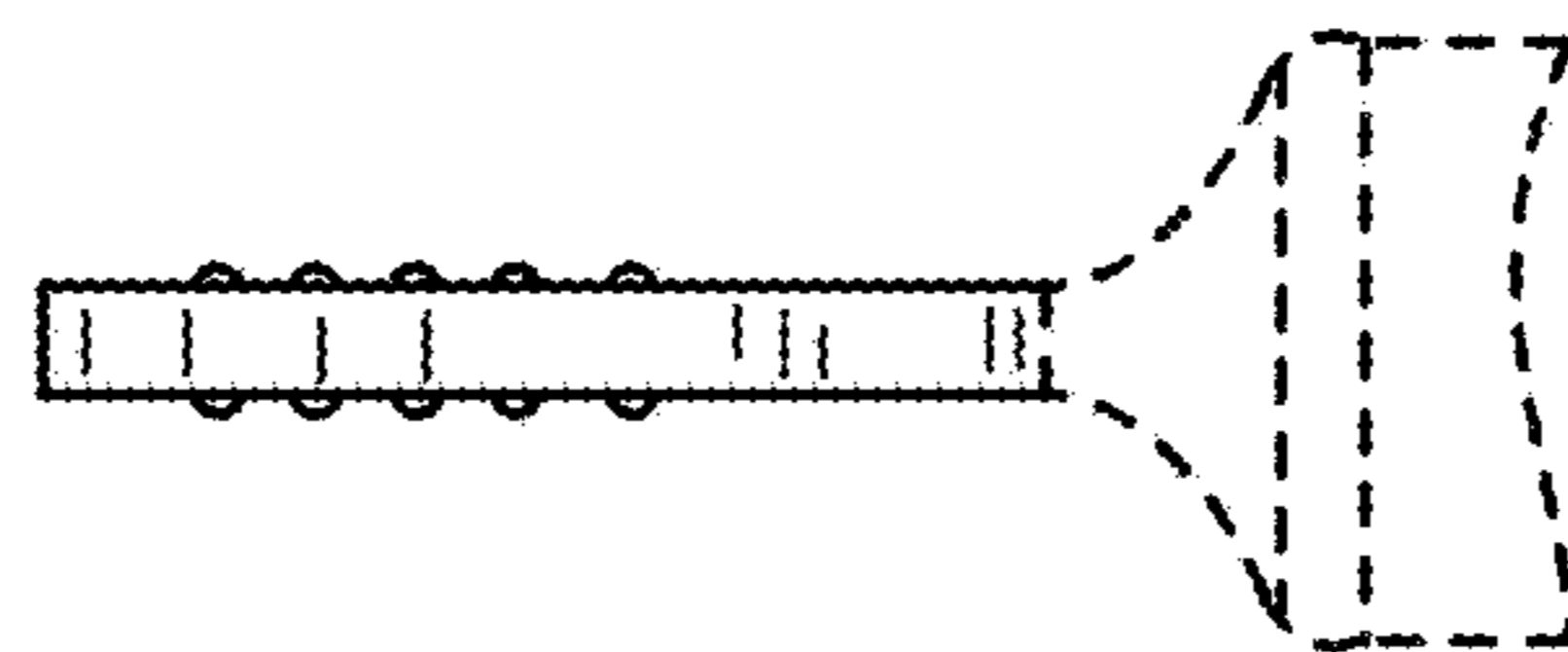


FIG. 4

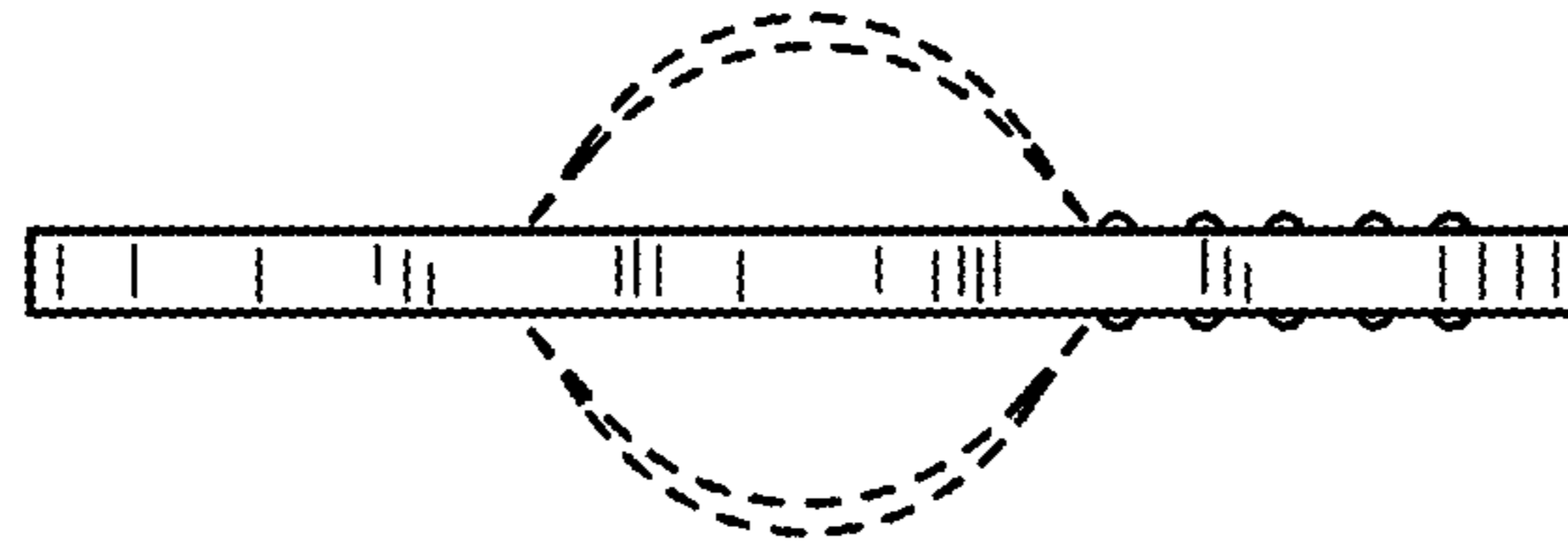


FIG. 5

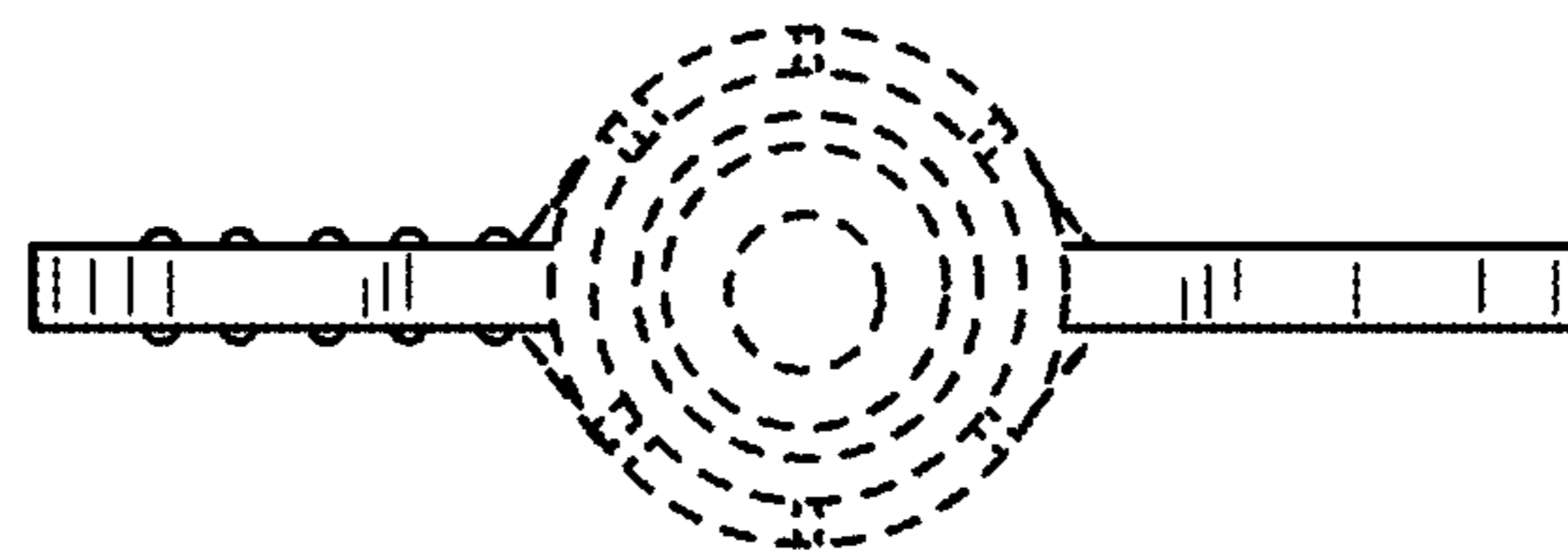


FIG. 6