



US00D818570S

(12) **United States Design Patent** (10) **Patent No.:** **US D818,570 S**  
**Kim et al.** (45) **Date of Patent:** **\*\* May 22, 2018**

(54) **FAN**

(71) Applicant: **LG ELECTRONICS INC.**, Seoul (KR)

(72) Inventors: **Seongmin Kim**, Seoul (KR); **Sehwan Bae**, Seoul (KR)

(73) Assignee: **LG Electronics Inc.**, Seoul (KR)

(\*\*) Term: **15 Years**

(21) Appl. No.: **35/501,532**

(22) Filed: **Mar. 11, 2016**

(80) **Hague Agreement Data**

Int. Filing Date: **Mar. 11, 2016**

Int. Reg. No.: **DM/089902**

Int. Reg. Date: **Mar. 11, 2016**

Int. Reg. Pub. Date: **Sep. 16, 2016**

(30) **Foreign Application Priority Data**

Dec. 11, 2015 (KR) ..... 30-2015-0063491

(51) **LOC (11) Cl.** ..... **23-04**

(52) **U.S. Cl.**  
USPC ..... **D23/370**

(58) **Field of Classification Search**

USPC ..... D23/351, 352, 370, 372, 379, 381, 382,  
D23/411-414; 415/60, 66, 68, 213.1,  
415/214.1, 218.1

CPC ..... F04D 3/00; F04D 17/00; F04D 25/084;  
F04D 29/388; F04D 29/403; F04D  
29/601; F04D 29/703; F04D 29/4226;  
H01R 13/5213

See application file for complete search history.

(56) **References Cited**

U.S. PATENT DOCUMENTS

D554,747 S *	11/2007	Bucher	.....	D23/378
D572,359 S *	7/2008	Zhuang	.....	D23/411
D624,172 S *	9/2010	Hansen	.....	D23/382
D680,209 S *	4/2013	Yen	.....	D23/328
D683,010 S *	5/2013	Chen	.....	D23/370
D683,011 S *	5/2013	Chen	.....	D23/370
D688,366 S *	8/2013	Ediger	.....	D23/382
D688,367 S *	8/2013	Ediger	.....	D23/382
D802,735 S	11/2017	Kim et al.		
D802,738 S	11/2017	Kim et al.		
D802,739 S	11/2017	Kim et al.		

\* cited by examiner

*Primary Examiner* — Keli L Hill

(74) *Attorney, Agent, or Firm* — Birch, Stewart, Kolasch & Birch, LLP

(57) **CLAIM**

The ornamental design for a fan, as shown and described.

**DESCRIPTION**

1. Fan

**1.1** is a front, right perspective view;

**1.2** is a front elevation view;

**1.3** is a rear elevation view;

**1.4** is a left side elevation view;

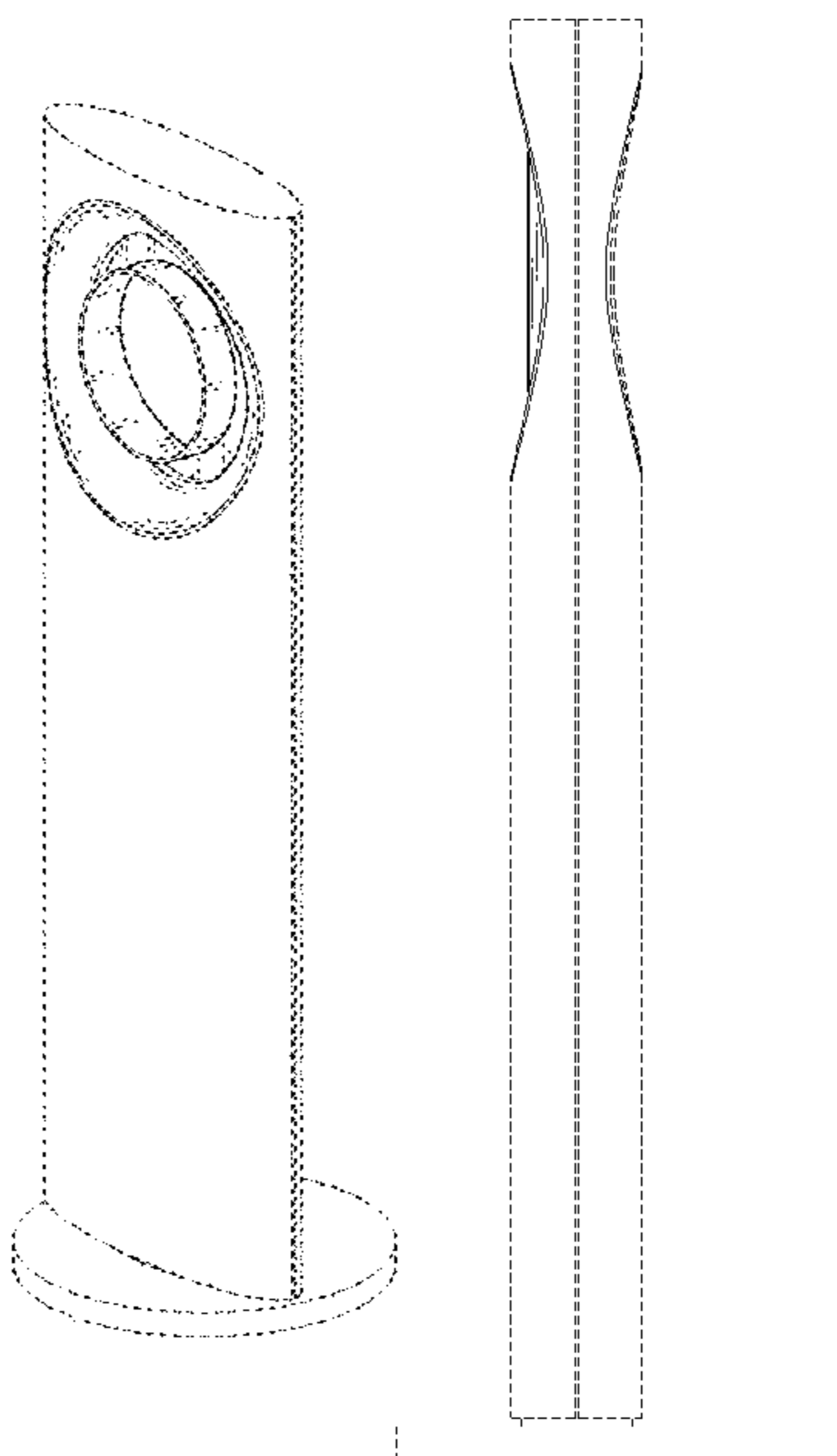
**1.5** is a right side elevation view;

**1.6** is a top plan view; and

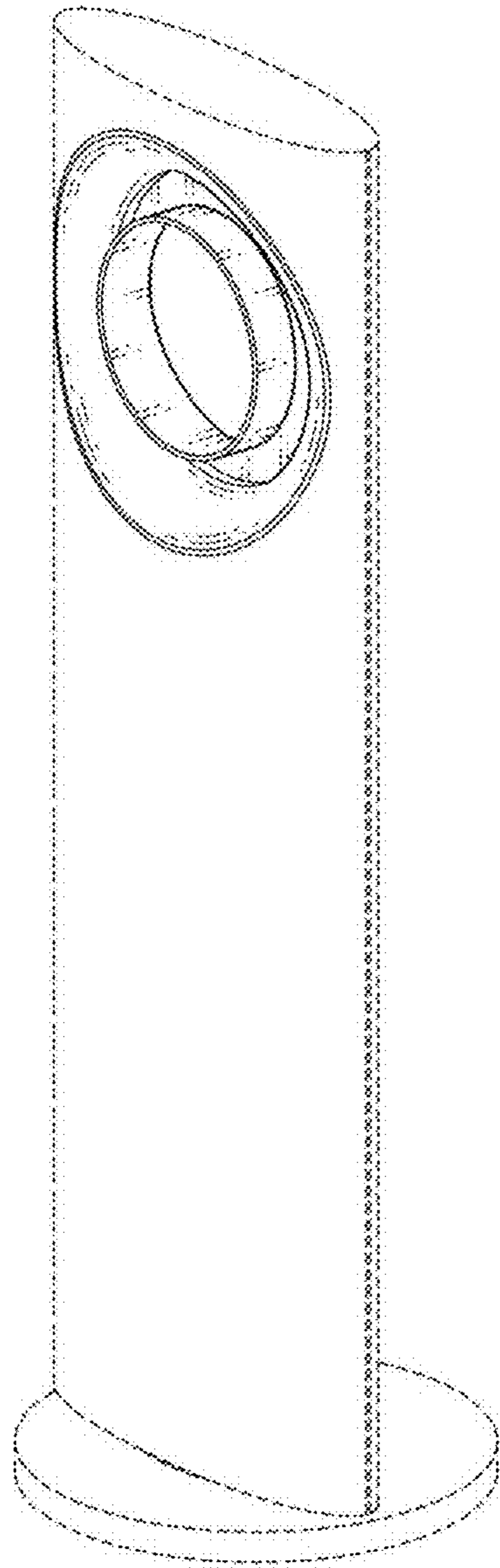
**1.7** is a bottom plan view.

The broken lines shown in the figures represent unclaimed portions of the fan and form no part of the claimed design.


**1 Claim, 5 Drawing Sheets**




1.1




1.2




1.3



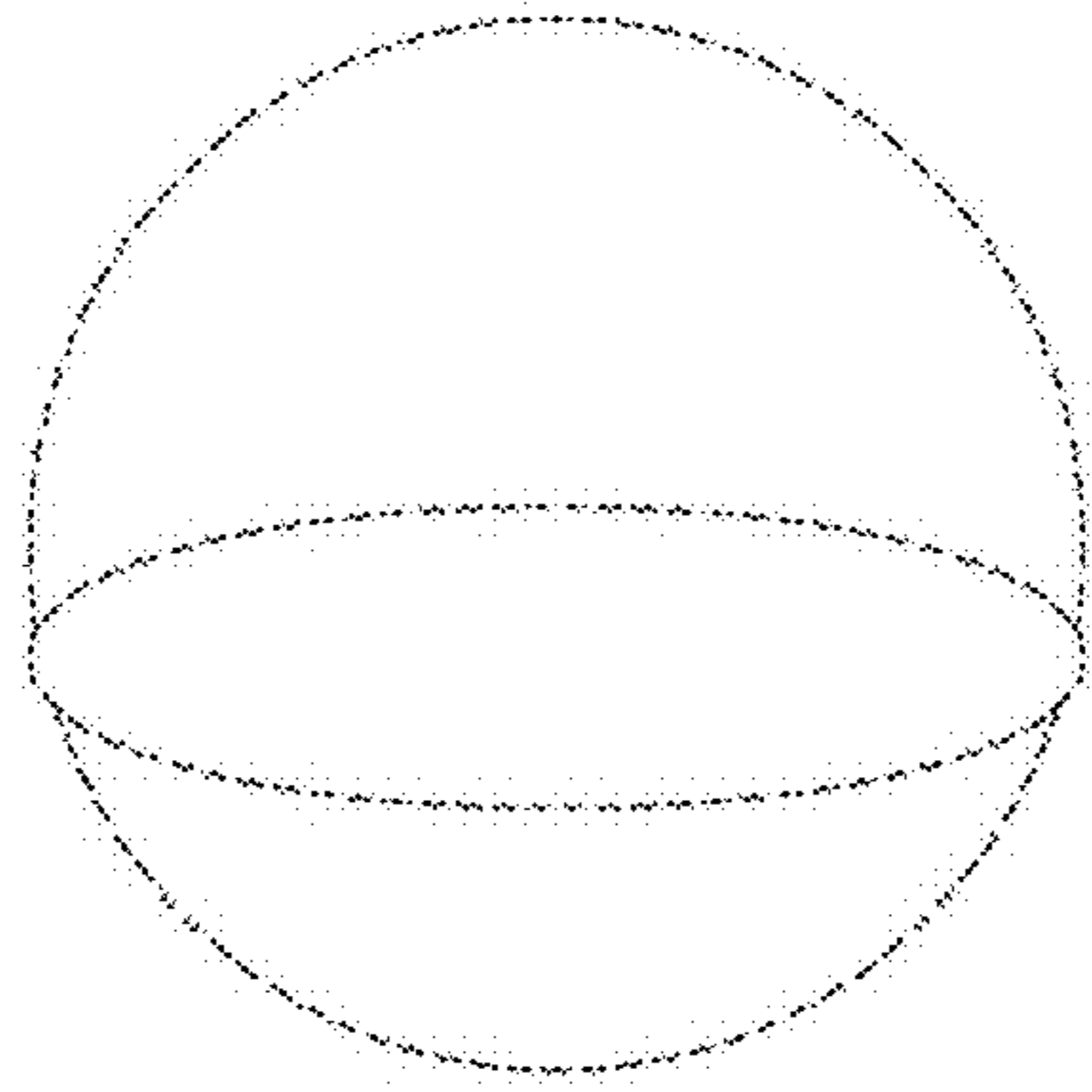
1.4



1.5



1.6



1.7

